

OUTLANDER PHEV



**MITSUBISHI
MOTORS**

Drive your Ambition





THE SUV WITH MORE BENEFITS

The Mitsubishi Outlander PHEV is a truly great SUV. It is exceptionally spacious, exceedingly quiet and especially comfortable, enveloping you in a supportive hug no matter how long the journey.

It is a proper SUV, with proper 4-wheel drive.

And it is lavishly appointed and supremely safe, providing a comprehensive package of active safety features to match just about any car at any price.

But the Mitsubishi Outlander PHEV is more than simply a good SUV; it is a plug-in hybrid electric SUV. So it offers you a truly practical alternative to the conventional internal combustion engine.

"(If) you're ready and able to fully embrace plug-in car ownership – I suspect you won't regret picking an Outlander PHEV one little bit." Autocar

"Even when the Mitsubishi Outlander PHEV has to resort to using its petrol engine, it's still pretty economical." Carwow



COMMIT TO A LIGHTER FOOTPRINT

Mitsubishi Motors Corporation has long recognised the role that electricity could play in powering cars and has spent around half a century in developing the technology.

The Outlander PHEV is, essentially, an electric car without the range anxiety. In EV mode it can travel up to 28 miles, which is ample distance for the average daily commute. Thereafter it switches seamlessly to power from the petrol engine, giving you a range of many hundreds of miles.

So if most of your journeys are on the short side you are perfectly positioned to embrace this plug-in technology. And perfectly poised to reduce your impact on both emissions and the planet's dwindling resources of fossil fuels.



SINGULAR, YET SO FAMILIAR

The Outlander PHEV may be different, yet it is remarkably normal to drive. Its default mode is electric power: silent, emission-free and with instant torque. When more power is needed the 2.4 litre petrol engine acts as a generator, whilst for longer periods of high-speed motoring it simply takes over.

But you don't need to change a thing. In fact, you won't even be aware of a transition; you'll simply enjoy an entirely seamless transmission of power.

The Outlander PHEV is the best selling plug-in hybrid in Britain by far. This is hardly surprising. After all, it really is in a class of its own.









"Truly the easiest and smoothest vehicle I have ever driven. For me the plug in hybrid aspect is perfect as I can commute to work and back on almost pure electric costing me next to nothing!" Jessica19

DRIVE FOR THE SAKE OF IT

With good visibility and light controls the Outlander PHEV is easy to live with and easy to drive, despite its sophistication. In fact, driving it is really as simple as driving a conventional automatic.

Above all, this is a car built for comfort: relaxed, efficient and exceptionally quiet.

Yet strong instant torque and a smooth delivery of power mean it is no slouch, showing a clean pair of heels at lights and junctions and easily mastering the nip and tuck of a good street car.

Whilst on open highways and winding lanes an unusually low centre of gravity for such a tall vehicle combines with an effective chassis and precise steering for a refined and rewarding driving experience.





SAVING MONEY IN THE REAL WORLD

139.7mpg: that's the official figure. If your regular journeys are a mix of town and/or country roads interspersed with stretches of faster carriageway and they are less than around 28 miles between charging opportunities, you could achieve better than this; indeed, some drivers achieve many hundreds of miles on a single gallon of fuel. But remember, on longer high-speed journeys the PHEV relies mainly on the petrol engine, so fuel consumption will become comparable with that of a conventional petrol-powered car.

But it's not simply about saving money on fuel. The PHEV is not subject to road tax in the first year and is exempt from the London congestion charge too: a real boon for city travellers. And company car drivers can save literally thousands of pounds in tax in comparison with ICE driven cars, whilst there are further financial benefits for companies.





AN SUV WITH THE RIGHT DNA

With a long and illustrious history in producing on-road/off-road vehicles, 4-wheel drive is an intrinsic element of the Mitsubishi DNA. So every Outlander PHEV is more than just a practical, spacious, high-riding family car: it is a proper SUV with real all-weather drivability.

Using an enhanced version of the famous Mitsubishi, rally-honed, Super All Wheel Control system it delivers incredible traction, solid stability and intuitive linear handling in difficult conditions. The SNOW mode is self-explanatory, whilst 4WD LOCK distributes equal torque to all four wheels giving greatly improved traction on loose or slippery surfaces.

The PHEV may be an eco-warrior but, at heart, it's a genuine SUV.





COMMAND CENTRAL


Clever technology aside, the PHEV's cabin is properly indicative of this vehicle's breeding, with cushioned surfaces, a solid build and enormous attention to detail. Of course, some of the technology is a little different from an ICE car, and the displays a little more exotic, but it's a cool place to be in command.



TRAVEL FIRST CLASS

Size matters, and space in the PHEV is impressive with its batteries tucked away under the seats. The seats themselves are supportive and set optimally at hip height. Those in the rear split 60:40 and fold-and-tumble to provide a cavernous boot. But, above all, you can experience hush and travel first class in a cocoon of calm. This car is a soothing antidote to the stress of modern-day driving.





ENGINEERED FOR A BETTER LIFE

The Outlander PHEV will make your journeys safer and easier with sophisticated features like a 360° camera that eliminates all blind spots when parking, Blind Spot Warning and Rear Cross Traffic Alert to aid lane changes and reversing, and Adaptive Cruise Control that automatically matches your speed to that of the vehicle in front*.

Charging is easy, taking less than four hours from a 240V/16A charge point supply or around five hours from a dedicated 13 Amp socket. And there are thousands of public charging points throughout the UK, as well as an increasing number of public rapid chargers that will deliver an 80% charge in just 25 minutes.

This is an SUV that will broaden your horizons and look after your pocket without the need for compromise. And it will enable you to do a little for our planet too.

* Subject to variant

"All cars should be using this technology. Economical. Fast. Comfortable. Attractive. Very happy. Probably the best car I've had." Stephen, London



MITSUBISHI AFTERSALES CARE

With a new Mitsubishi, you not only get a safe and reliable vehicle that is a real pleasure to drive, you also become part of the Mitsubishi family. And as our nearest and dearest, we want you to feel protected should you ever encounter a problem – that's why we have me&my, which encompasses a wide range of benefits:

- A comprehensive **five-year, 62,500mile warranty and eight-year, 100,000mile battery warranty** (please ask your Authorised Mitsubishi Dealer for full details)
- The **Mitsubishi Assistance Package (MAP)**, which provides the reassurance of roadside or home breakdown assistance for the first three years following registration. It includes vehicle recovery following a breakdown or accident, help if your vehicle is stolen or vandalised, and even if you should accidentally fill up with the wrong fuel. 24/7 cover extends to over 30 countries throughout Europe. So wherever you are and whatever you're doing, if the unexpected does happen help is always at hand
- In the unfortunate event of an accident we have **Mitsubishi First** – our customer support service for all Mitsubishi drivers. No matter which insurer you use, Mitsubishi First smooths your progress through an insurance claim, handling everything on your behalf – and all at absolutely no cost to you

And once you're part of the family... it's service with a smile.

A **Mitsubishi Service Plan**, purchased at the same time as your vehicle, covers the first three scheduled services for a modest sum. It can be included in your vehicle's finance and transferred to a new owner if you sell.

Mitsubishi Motors also offer superior insurance cover at a competitive price which is specifically designed for Mitsubishi vehicles and uses only genuine parts and approved repair centres.

me&my MITSUBISHI

BUY YOUR NEW MITSUBISHI ONLINE



FIND YOUR PERFECT NEW MITSUBISHI FROM THE COMFORT OF YOUR OWN HOME

We've taken the inconvenience out of buying a new car. Our new online system will help you find your perfect Mitsubishi. No haggling. No surprises. You don't even need to leave the house.

HOW BUYING ONLINE WORKS

1. SET YOUR BUDGET

Decide how much you want to pay and choose finance to suit you

2. PART EXCHANGE

Get a valuation for your existing car

3. SELECT YOUR MODEL

Choose from a range of Mitsubishi models

4. ADD OPTIONS AND EXTRAS

Choose colours, interior, accessories and extras

5. CHECKOUT

Complete your purchase online

6. COLLECTION / DELIVERY

Collect your new car or have it delivered to your home or workplace

WITH MITSUBISHI BUY ONLINE, YOU'RE IN COMPLETE CONTROL



BOOK A TEST DRIVE TO SUIT YOU

It's up to you if and when you take a test drive. Mitsubishi Buy Online lets you book a test drive at any step along the way. Pick a time to suit you at any of our dealerships across the country.



COMPLETE FLEXIBILITY

You can save your chosen model, part exchange valuation and finance preferences at any point along your Buy Online journey. Your Mitsubishi will be saved in your customer account, ready to pick up where you left off.



COMPARE AND CONTRAST DEALS AND MODELS

You can adjust your finance preferences, compare deals and find out more about your chosen options.



For full details visit buy.mitsubishi-motors.co.uk. Terms and conditions apply

VEHICLE FINANCE

A QUICK GUIDE TO FINANCE

Drive away in your new or used vehicle with a finance arrangement that is right for you. You might not even need an upfront payment, and payments are fixed for the duration of the agreement so you can budget more easily. Our range of finance choices means you can find the right one to suit you.

Please note that some of the finance options shown below may not be available for Mitsubishi Buy Online.

HIRE PURCHASE



Flexible deposit options – 0% deposit may be available subject to status

Balance (plus fixed interest) pay over the chosen period 1-5 years in equal monthly payments

After all the payments have been made, you own the vehicle

PERSONAL CONTRACT PURCHASE (PCP)



Flexible deposit options – 0% deposit may be available subject to status

Balance (plus fixed interest) pay over the chosen period 2-3.5 years in equal monthly payments. A significant proportion of the total amount payable has been deferred into the optional final lump sum payment

At the end of your chosen period you have 3 options:
1 Renew – part exchange it for a new model*
2 Retain – pay the final lump sum to own the vehicle
3 Return – return the vehicle to Shogun Financial Services (under the goods return option)**

PERSONAL CONTRACT HIRE



Flexible advanced rental

Fixed regular rentals over 2-5 years

At the end of the contract return the vehicle***

CONTRACT HIRE FOR BUSINESS CUSTOMERS



Flexible advanced rental

Fixed regular rentals over 2-5 years

At the end of the contract return the vehicle***

* Subject to settlement of your existing finance agreement, new finance agreements are subject to status.

** If the vehicle is in good condition and has not exceeded the agreed maximum mileage, you will have nothing further to pay. If the vehicle has exceeded the agreed maximum mileage, a charge for excess mileage will apply. Further information on what is considered good condition can be found at www.mitsubishi-motors.co.uk/buy/finance

*** No ownership option. The vehicle must be returned to us in a condition that meets the BVRLA Fair wear and tear' guidelines, otherwise charges may be incurred. Fair wear and tear guidelines can be found on the BVRLA website at www.bvrla.co.uk. Excess mileage charges will apply if you exceed the agreed contract mileage.

For full details visit www.mitsubishi-motors.co.uk/finance. Terms and conditions apply

Finance is subject to status and is only available to UK residents aged 18 and over. Credit products are provided by Shogun Finance Limited, trading as Shogun Financial Services, 116 Cockfosters Rd, Barnet, EN4 0DY. Contract Hire is provided by Shogun Vehicle Leasing (a trading style of Lex Autolease Ltd, SK3 0RB).

ACCESSORISE YOUR OUTLANDER PHEV

Put your Outlander PHEV through its paces yet keep it in showroom-perfect condition with the special Protection Pack, comprising of door entry guards, rear bumper protection plate, mud guards, mat set* and boot tray all shown below. These are just a few of the items available in the wide range of approved accessories which will make the Outlander PHEV fit your lifestyle perfectly; they all benefit from a 3-year 62,500-mile warranty if fitted at the time of purchase. So before you place your order, consider carefully: talk to your dealer or visit the Outlander accessories website at www.mitsubishi-motors.co.uk/accessories and make sure you make the most of your choice.



1. Mat set
2. Rear bumper protection plate
3. Boot tray
4. Front and rear door entry guards
5. Front mudguards
6. Rear mudguards

*Protection Pack mat set differs from that shown.



- 7. Front parking sensors
(standard on Safety models)
- 8. Rear parking sensors
(standard on Safety models)
- 9. Chrome door handles
- 10. Chrome mirror covers
- 11. Rear dog guard
- 12. Tailgate garnish
- 13. Cargo floor net




SMARTPHONE LINK DISPLAY AUDIO



8" Smartphone link display will also support movie playback.



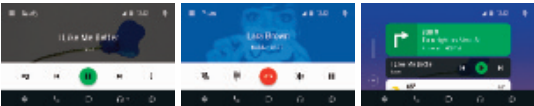
Apple CarPlay¹ is a smarter way to operate your iPhone through your in-car entertainment. It uses the Siri voice control available through your iPhone to make calls, play music, send text messages and use maps on the go – all without lifting a finger. You can even use specially designed apps through your in-car display.



¹ Apple CarPlay, iPhone and Siri are trademarks of Apple Inc. registered in the U.S. and other countries

androidauto

Android Auto^{TM2} allows any compatible Android device to connect and take advantage of smartphone features while driving. It automatically brings you useful information when you need it, whilst using voice technology to allow you to play music, send messages and utilise other functions while you concentrate on the road.



¹ Android Auto and Android are trademarks of Google Inc.



VERVE



KEY FEATURES:

- 4WD
- Automatic transmission
- 16" alloy wheels
- Fabric seat trim
- Halogen headlights
- Heated front seats
- Power lumbar support on driver's seat
- Electric Pre-Heater
- Regenerative braking paddles
- Reverse parking sensors
- DAB radio
- Electronic parking brake
- EV priority mode
- Cruise Control
- Dual-Zone Climate Control
- Front & Rear Fog Lamps
- Keyless Operation System
- Remote smartphone app



DESIGN



KEY FEATURES

SPECIFICATION AS VERVE PLUS:

- 18" alloy wheels
- 8" Smartphone link Display Audio (SDA) with Apple CarPlay and Android Auto
- Reversing camera (in lieu of reversing sensors)
- Sunglass pocket



DYNAMIC



KEY FEATURES

SPECIFICATION AS DESIGN PLUS:

- Leather seats and door trim
- Black headlining
- Blind Spot Warning (BSW)
- Rear Cross Traffic Alert (RCTA)
- 8-way powered driver's seat



DYNAMIC SAFETY



KEY FEATURES

SPECIFICATION AS DYNAMIC PLUS:

- Forward Collision Mitigation (FCM)
- Adaptive Cruise Control (ACC)
- Lane Departure Warning (LDW)
- Automatic High Beam
- Ultrasonic Misacceleration Mitigation System (UMS)
- Front and rear parking sensors



EXCEED



KEY FEATURES

SPECIFICATION AS DYNAMIC PLUS:

- Premium Diamond Quilted Leather
- LED auto-levelling headlights with LED high beam
- LED front fog lamps
- TomTom Navigation
- 360° Camera with Steering Wheel Camera Switch
- Heated steering wheel
- Power tailgate
- Twin USB sockets to rear of centre armrest
- Laser etched ornament panelling



EXCEED SAFETY



KEY FEATURES

SPECIFICATION AS EXCEED PLUS:

- Forward Collision Mitigation (FCM)
- Adaptive Cruise Control (ACC)
- Lane Departure Warning (LDW)
- Automatic High Beam
- Ultrasonic Misacceleration Mitigation System (UMS)
- Front and rear parking sensors



Technical Specification

All Outlander PHEV passenger models

| PERFORMANCE | | |
|---------------------------------------|---------------------|--|
| Engine type | | 2.4L 16-valve inline 4 cylinder DOHC MIVEC ECI-Multi |
| Fuel type | | Unleaded |
| Displacement | cc | 2360 |
| Max. output | kW (PS) at rpm | 135 PS @ 4,500 |
| Max. torque | Nm (lb.ft) at rpm | 211 Nm @ 4,500 |
| Acceleration 0-62 mph | secs | 10.5 |
| Maximum speed | mph (km/h) | 106 (170) |
| Main traction battery | type | Lithium-ion |
| Main traction battery | volts | 300 |
| Main traction battery energy | kWh | 13.8 |
| 13amp supply charging time (approx) | 13amp supply | 5 hours |
| 16amp supply charging time (approx) | 16amp supply | 3.5 hours |
| Rapid charging time (to 80% - approx) | rapid charge to 80% | 25 minutes |
| Equivalent All Electric Range (EAER) | miles | 28 |

| EMISSIONS/ECONOMY | | |
|--------------------------------|-----------------|-------------|
| WLTP - CO2 - Weighted Combined | g/km | 46 |
| WLTP - MPG - Weighted Combined | lts/100km (mpg) | 2.0 (139.7) |

| WEIGHTS/VOLUMES | | |
|----------------------------|-----|-------|
| Seating capacity | | 5 |
| Fuel tank capacity | lts | 43 |
| Gross vehicle weight | kgs | 2,390 |
| Kerb weight | kgs | 1,890 |
| Max payload capacity Gross | kgs | 500 |
| Braked towing capacity | kgs | 1,500 |
| Unbraked towing capacity | kgs | 750 |
| Roof loading capacity | kgs | 80 |
| Wading depth | mm | 400 |

| DIMENSIONS | | |
|----------------------------|----------------------------|--------------------|
| Exterior | length x width x height mm | 4695 x 1800 x 1710 |
| Ground clearance (unladen) | mm | 190 |
| Track Front / Rear | mm | 1540 / 1540 |
| Approach angle | degrees | 21 |
| Departure angle | degrees | 22.5 |
| Ramp breakover | degrees | 19 |

| TRANSMISSION | |
|----------------|-------------|
| Transmission | Automatic |
| Automatic type | Single Gear |

| SUSPENSION/STEERING | | | |
|---------------------|--|-----------------------------------|-----------|
| Drivetrain, type | | 4WD | |
| Min. turning circle | | m (ft) | 10.6 (35) |
| Wheels | | 18" x 6.5J alloy / (16" on Verve) | |
| Tyres | | 215/70R18 / (215/70R16 on Verve) | |

| SERVICING/WARRANTY | |
|--------------------|--------------------------|
| Servicing | 12,500 miles / 12 months |
| Insurance group | *See table below |
| Warranty | 5 years / 62,500 miles |

| | Verve | Design | Dynamic | Dynamic S | Exceed | Exceed S |
|-----------------|-------|--------|---------|-----------|--------|----------|
| Insurance Group | 25E | 26E | 26E | 23E | 29A | 25E |

These figures were obtained using a combination of battery power and fuel. The Mitsubishi Outlander PHEV is a plug-in hybrid vehicle requiring mains electricity for charging. Figures shown are for comparability purposes. Only compare fuel consumption, CO₂ and electric range figures with other cars tested to the same technical procedures. These figures may not reflect real life driving results, which will depend upon a number of factors including, accessories fitted (post-registration), variations in weather, driving styles and vehicle load.



STANDARD AND OPTIONAL EQUIPMENT

SECURITY AND SAFETY FEATURES

| | Verve Petrol Hybrid Auto | Design Petrol Hybrid Auto | Dynamic Petrol Hybrid Auto | Dynamic Safety Petrol Hybrid Auto | Exceed Petrol Hybrid Auto | Exceed Safety Petrol Hybrid Auto |
|----------------------|--------------------------|---------------------------|----------------------------|-----------------------------------|---------------------------|----------------------------------|
| SECURITY | | | | | | |
| Thatcham CAT 1 alarm | ■ | ■ | ■ | ■ | ■ | ■ |
| Deadlocks | ■ | ■ | ■ | ■ | ■ | ■ |
| Immobiliser | ■ | ■ | ■ | ■ | ■ | ■ |
| Locking wheel nuts | ■ | ■ | ■ | ■ | ■ | ■ |
| Visible VIN | ■ | ■ | ■ | ■ | ■ | ■ |

SAFETY

| | | | | | | |
|---|---|---|---|---|---|---|
| SAFETY | | | | | | |
| ABS with EBD | ■ | ■ | ■ | ■ | ■ | ■ |
| Acoustic Vehicle Alerting System (AVAS) | ■ | ■ | ■ | ■ | ■ | ■ |
| Front, side, curtain & knee airbags | ■ | ■ | ■ | ■ | ■ | ■ |
| Front passenger airbag deactivation switch | ■ | ■ | ■ | ■ | ■ | ■ |
| Blind Spot Warning | - | - | ■ | ■ | ■ | ■ |
| Brake Assist (BA) | ■ | ■ | ■ | ■ | ■ | ■ |
| Child proof rear door locks | ■ | ■ | ■ | ■ | ■ | ■ |
| Emergency Stop Signal System (ESS) | ■ | ■ | ■ | ■ | ■ | ■ |
| Forward Collision Mitigation System with pedestrian detection | - | - | - | ■ | - | ■ |
| Rear high-mounted stop lamp | ■ | ■ | ■ | ■ | ■ | ■ |
| Hill Start Assist (HSA) | ■ | ■ | ■ | ■ | ■ | ■ |
| Front passenger seat ISOFIX child seat mounting | ■ | ■ | ■ | ■ | ■ | ■ |
| 2nd row ISO-Fix child seat mountings (x2) | ■ | ■ | ■ | ■ | ■ | ■ |
| Lane Departure Warning | - | - | - | ■ | - | ■ |
| Permanent 4WD with Super All-Wheel Control | ■ | ■ | ■ | ■ | ■ | ■ |
| Rear Cross Traffic Alert | - | - | ■ | ■ | ■ | ■ |
| RISE (Reinforced Impact Safety Evolution) body safety system | ■ | ■ | ■ | ■ | ■ | ■ |
| Seatbelt warning lamp | ■ | ■ | ■ | ■ | ■ | ■ |
| Tyre Pressure Monitoring System (TPMS) | ■ | ■ | ■ | ■ | ■ | ■ |
| Ultrasonic Misacceleration Mitigation System | - | - | - | ■ | - | ■ |

EXTERIOR FEATURES

EXTERIOR STYLING

| | | | | | | |
|---|-----|-----|-----|-----|-----|-----|
| EXTERIOR STYLING | | | | | | |
| 16" alloy wheels | ■ | - | - | - | - | - |
| 18" alloy wheels | - | ■ | ■ | ■ | ■ | ■ |
| Colour keyed front & rear bumpers | ■ | ■ | ■ | ■ | ■ | ■ |
| Colour keyed mirrors & handles | ■ | ■ | ■ | ■ | ■ | ■ |
| Chrome front grille | ■ | ■ | ■ | ■ | ■ | ■ |
| Diamond, Metallic or Pearlescent paint finish | OPT | OPT | OPT | OPT | OPT | OPT |
| Side and rear window privacy glass | ■ | ■ | ■ | ■ | ■ | ■ |
| Colour keyed rear spoiler | ■ | ■ | ■ | ■ | ■ | ■ |
| Silver roof rails | ■ | ■ | ■ | ■ | ■ | ■ |
| Extended roof spoiler | ■ | ■ | ■ | ■ | ■ | ■ |

EXTERIOR FUNCTIONAL

| | | | | | | |
|--|---|---|---|---|---|---|
| EXTERIOR FUNCTIONAL | | | | | | |
| 10amp 240v 5m charging cable | ■ | ■ | ■ | ■ | ■ | ■ |
| CHAdemo rapid charging connection | ■ | ■ | ■ | ■ | ■ | ■ |
| LED daytime running lights | ■ | ■ | ■ | ■ | ■ | ■ |
| Electric, heated & folding mirrors with indicators | ■ | ■ | ■ | ■ | ■ | ■ |
| Power tailgate | - | - | - | - | ■ | ■ |
| Front LED fog lamps | - | - | - | - | ■ | ■ |
| Front & rear fog lamps | ■ | ■ | ■ | ■ | - | - |
| Rear fog lamp | - | - | - | - | ■ | ■ |
| Follow you home headlamp function | ■ | ■ | ■ | ■ | ■ | ■ |

■ : Standard OPT : Option at additional cost - : Not available

STANDARD AND OPTIONAL EQUIPMENT

EXTERIOR FEATURES

| | Verve Petrol Hybrid Auto | Design Petrol Hybrid Auto | Dynamic Petrol Hybrid Auto | Dynamic Safety Petrol Hybrid Auto | Exceed Petrol Hybrid Auto | Exceed Safety Petrol Hybrid Auto |
|--|--------------------------|---------------------------|----------------------------|-----------------------------------|---------------------------|----------------------------------|
| EXTERIOR FUNCTIONAL CONTINUED | | | | | | |
| Automatic High Beam | - | - | - | ■ | - | ■ |
| Dusk sensing headlights | ■ | ■ | ■ | ■ | ■ | ■ |
| Halogen headlamps | ■ | ■ | ■ | ■ | - | - |
| LED high beam | - | - | - | - | ■ | ■ |
| LED headlamps with auto levelling | - | - | - | - | ■ | ■ |
| Headlamp washers | ■ | ■ | ■ | ■ | ■ | ■ |
| Keyless Operation System | ■ | ■ | ■ | ■ | ■ | ■ |
| Front & rear parking sensors | - | - | - | ■ | - | ■ |
| Rear parking sensors | ■ | - | - | - | - | - |
| Remote charge/heating via smartphone app | ■ | ■ | ■ | ■ | ■ | ■ |
| Remotely controlled keyless entry | ■ | ■ | ■ | ■ | ■ | ■ |
| Inner tailgate handle | ■ | ■ | ■ | ■ | ■ | ■ |
| Tyre inflation kit | ■ | ■ | ■ | ■ | ■ | ■ |
| Automatic rain sensors | ■ | ■ | ■ | ■ | ■ | ■ |
| Front variable wipers with washer | ■ | ■ | ■ | ■ | ■ | ■ |
| Intermittent rear wiper with washer | ■ | ■ | ■ | ■ | ■ | ■ |

INTERIOR FEATURES

AUDIO/COMMUNICATIONS

| | | | | | | |
|-------------------------------------|---|---|---|---|---|---|
| 360° parking camera | - | - | - | - | ■ | ■ |
| Shark fin aerial | ■ | ■ | ■ | ■ | ■ | ■ |
| Android Auto™ supported*** | - | ■ | ■ | ■ | ■ | ■ |
| Apple CarPlay supported** | - | ■ | ■ | ■ | ■ | ■ |
| Bluetooth with music streaming* | ■ | ■ | ■ | ■ | ■ | ■ |
| DAB digital radio | ■ | ■ | ■ | ■ | ■ | ■ |
| Tom Tom navigation | - | - | - | - | ■ | ■ |
| Radio with 6 speakers | ■ | ■ | ■ | ■ | ■ | ■ |
| RDS (radio data system) information | ■ | ■ | ■ | ■ | ■ | ■ |
| Rear view camera | - | ■ | ■ | ■ | ■ | ■ |
| Smartphone link Display Audio | - | ■ | ■ | ■ | ■ | ■ |
| Steering wheel audio controls | ■ | ■ | ■ | ■ | ■ | ■ |
| Rear USB ports X2 | - | - | - | - | ■ | ■ |
| USB port | ■ | ■ | ■ | ■ | ■ | ■ |

INTERIOR STYLING

| | | | | | | |
|-------------------------------------|---|---|---|---|---|---|
| Black headlining | - | - | ■ | ■ | ■ | ■ |
| Floor carpet including luggage area | ■ | ■ | ■ | ■ | ■ | ■ |
| Gloss black dashboard trim | ■ | ■ | ■ | ■ | ■ | ■ |
| Leather covered door panels | - | - | ■ | ■ | ■ | ■ |
| Joystick style gear knob | ■ | ■ | ■ | ■ | ■ | ■ |
| Leather steering wheel | ■ | ■ | ■ | ■ | ■ | ■ |

INTERIOR FUNCTIONAL

| | | | | | | |
|-------------------------------|---|---|---|---|---|---|
| 4WD mode indicator | ■ | ■ | ■ | ■ | ■ | ■ |
| Brake auto hold | ■ | ■ | ■ | ■ | ■ | ■ |
| Rear demister | ■ | ■ | ■ | ■ | ■ | ■ |
| Eco mode | ■ | ■ | ■ | ■ | ■ | ■ |
| Electric heater | ■ | ■ | ■ | ■ | ■ | ■ |
| Front & rear electric windows | ■ | ■ | ■ | ■ | ■ | ■ |
| Engine start/stop button | ■ | ■ | ■ | ■ | ■ | ■ |
| EV priority mode | ■ | ■ | ■ | ■ | ■ | ■ |

■ : Standard OPT : Option at additional cost - : Not available

*Please note that Mitsubishi cannot guarantee compatibility with all mobile phones and Bluetooth devices with the handsfree system fitted to this vehicle. Please check with the mobile phone manufacturer for further information on compatibility.
**Apple CarPlay is a trademark of Apple Inc., registered in the U.S. and other countries
***Android is a trademark of Google LLC.

STANDARD AND OPTIONAL EQUIPMENT

EXTERIOR FEATURES

| | Verve Petrol Hybrid Auto | Design Petrol Hybrid Auto | Dynamic Petrol Hybrid Auto | Dynamic Safety Petrol Hybrid Auto | Exceed Petrol Hybrid Auto | Exceed Safety Petrol Hybrid Auto |
|--|--------------------------|---------------------------|----------------------------|-----------------------------------|---------------------------|----------------------------------|
| INTERIOR FUNCTIONAL CONTINUED | | | | | | |
| Electronic parking brake | ■ | ■ | ■ | ■ | ■ | ■ |
| Instrument display with digital meters | ■ | ■ | ■ | ■ | ■ | ■ |
| Regenerative braking paddles | ■ | ■ | ■ | ■ | ■ | ■ |
| Trip computer | ■ | ■ | ■ | ■ | ■ | ■ |

CONVENIENCE

| | | | | | | |
|--|---|---|---|---|---|---|
| Front & rear 12V sockets | ■ | ■ | ■ | ■ | ■ | ■ |
| Dual zone climate control | ■ | ■ | ■ | ■ | ■ | ■ |
| Centre console box | ■ | ■ | ■ | ■ | ■ | ■ |
| Cruise control | ■ | ■ | ■ | - | ■ | - |
| Adaptive cruise control | - | - | - | ■ | - | ■ |
| Front cup holders | ■ | ■ | ■ | ■ | ■ | ■ |
| Illuminated glovebox | ■ | ■ | ■ | ■ | ■ | ■ |
| Luggage area lamp | ■ | ■ | ■ | ■ | ■ | ■ |
| Under-floor luggage area compartments | ■ | ■ | ■ | ■ | ■ | ■ |
| Retractable luggage cover | ■ | ■ | ■ | ■ | ■ | ■ |
| Pollen filter | ■ | ■ | ■ | ■ | ■ | ■ |
| Power steering | ■ | ■ | ■ | ■ | ■ | ■ |
| Range remaining display | ■ | ■ | ■ | ■ | ■ | ■ |
| Auto dimming rear view mirror | ■ | ■ | ■ | ■ | ■ | ■ |
| Adjustable speed limiter | ■ | ■ | ■ | ■ | ■ | ■ |
| Heated steering wheel | - | - | - | - | ■ | ■ |
| Sunglasses holder | - | ■ | ■ | ■ | ■ | ■ |
| Front sunvisors with extended vanity mirrors | ■ | ■ | ■ | ■ | ■ | ■ |
| Tilt & telescopic steering column adjustment | ■ | ■ | ■ | ■ | ■ | ■ |

LIGHTING

| | | | | | | |
|-----------------------------|---|---|---|---|---|---|
| Front & rear interior lamps | ■ | ■ | ■ | ■ | ■ | ■ |
|-----------------------------|---|---|---|---|---|---|

SEATS

| | | | | | | |
|---|---|---|---|---|---|---|
| Front armrest with storage box | ■ | ■ | ■ | ■ | ■ | ■ |
| Rear centre armrest with cupholders | ■ | ■ | ■ | ■ | ■ | ■ |
| Front seat heaters | ■ | ■ | ■ | ■ | ■ | ■ |
| Slide & recline adjustable front seats with fully-flat function | ■ | ■ | ■ | ■ | ■ | ■ |
| Height adjustable front headrests | ■ | ■ | ■ | ■ | ■ | ■ |
| Height adjustable rear headrests | ■ | ■ | ■ | ■ | ■ | ■ |
| Driver's power lumbar adjustment | ■ | ■ | ■ | ■ | ■ | ■ |
| 8 way powered drivers seat | - | - | ■ | ■ | ■ | ■ |
| Height adjustable front seatbelts | ■ | ■ | ■ | ■ | ■ | ■ |
| 3-point front seatbelts | ■ | ■ | ■ | ■ | ■ | ■ |
| 3-point rear seatbelts (x3) | ■ | ■ | ■ | ■ | ■ | ■ |
| Fabric seat trim | ■ | ■ | - | - | - | - |
| Black leather seats | - | - | ■ | ■ | - | - |
| Diamond Quilted Leather | - | - | - | - | ■ | ■ |
| 60/40 split rear seats | ■ | ■ | ■ | ■ | ■ | ■ |

■ : Standard OPT : Option at additional cost - : Not available

COLOUR OPTIONS



STERLING SILVER (M)



GRANITE BROWN (M)



RED DIAMOND (D)



ATLANTIC GREY (M)



WHITE PEARL (P)



FROST WHITE (S)



RUBY BLACK (P)



AMETHYST BLACK (P)

SEAT TRIMS

| EXTERIOR COLOUR | | Verve | Design | Dynamic & Safety | Exceed & Safety |
|---------------------|-----|----------|----------|------------------|---------------------------------|
| Sterling Silver (M) | U25 | ■ | ■ | ■ | ■ |
| Granite Brown (M) | C06 | ■ | ■ | ■ | ■ |
| Red Diamond (D) | P62 | ■ | ■ | ■ | ■ |
| Atlantic Grey (M) | U17 | ■ | ■ | ■ | ■ |
| White Pearl (P) | W13 | ■ | ■ | ■ | ■ |
| Frost White (S) | W37 | ■ | ■ | ■ | ■ |
| Ruby Black (P) | X40 | ■ | ■ | ■ | ■ |
| Amethyst Black (P) | X42 | ■ | ■ | ■ | ■ |
| Seats | | Fabric | Fabric | Black Leather | Premium Diamond Quilted Leather |
| Door Trim | | Fabric | Fabric | Black Leather | Premium Diamond Quilted Leather |
| Headlining | | Beige | Beige | Black | Black |
| Floor Carpet | | Standard | Standard | Standard | Standard |

■ : Available – : Not available S: Solid M: Metallic* P: Pearlescent* D: Diamond*


*Metallic/pearlescent/diamond paint finish available at additional cost. Colours and trims reproduced on these pages may vary from the actual colours due to the limitations of the printing process used.



BLACK FABRIC
(VERVE & DESIGN)



BLACK LEATHER
(DYNAMIC & SAFETY)



PREMIUM DIAMOND
QUILTED LEATHER
(EXCEED & SAFETY)

THE OUTLANDER PHEV: ECO-WARRIOR SUV





Drive your Ambition

MITSUBISHI MOTORS RECYCLING

This brochure is packed full of information about our brilliant new Outlander PHEV. We hope that you enjoyed reading it and if you have any questions, we're always here to help. You can ask your local dealer - full contact details can be found at <https://www.mitsubishi-motors.co.uk/dealer-locator>, just pop-in or give them a call or get in touch with our customer services on 01285 647774 or customer.services@mitsubishi-cars.co.uk.

This brochure has been produced by an ISO14001 environmentally accredited printer where all processes are managed and materials recycled. The paper used to produce this brochure is from sustainable forests, chlorine free and from an ISO14001 accredited mill. This brochure is fully recyclable.



MitsubishiUK



MitsubishiUK



YouTube

MitsubishiTV



MitsubishiUK

We all have a duty to protect the environment. After a long working life we will take back any Mitsubishi Motors vehicle originally sold by The Colt Car Company Ltd. and recycle it in an environmentally friendly manner in accordance with the EU Directive on End-of-Life Vehicles and any applicable national statutory provisions.

All Mitsubishi Motors vehicles sold by The Colt Car Company Ltd., irrespective of date of sale, will be taken back free of charge from the last owner, at one of the designated take-back points, provided the vehicle contains all major components and is free of waste.

For further information please visit www.cartakeback.com, email info@cartakeback.com or call the Cartakeback info-line on 0845 257 32 33.

Mitsubishi Motors policy is one of continuous product development and the right is reserved to change specification, features and prices without prior notice. The specification of vehicles illustrated in this publication may not be applicable to the UK market. Although every effort has been made to ensure that the written information was accurate, up-to-date and consistent with UK specification at the time of going to press, this brochure should not be regarded as infallible and, as such, does not constitute an offer for the sale of any particular vehicle. No part of this publication may be reproduced in any form or by any means, without the prior written permission of The Colt Car Company Limited.

Head Office: The Colt Car Company Limited, Watermoor, Cirencester, Glos. GL7 1LF
Website: www.mitsubishi-motors.co.uk