

# THAT'S NO VAN. THAT'S A MAN.

The MAN TGE.

UK  
Specification  
MY2022





# Contents

<b>Intro</b>	<b>4</b>	Superstructures	40
The models at a glance	6	Equipment packages	42
Panel Van Trim Levels	9	<b>Innovations and safety</b>	<b>44</b>
E-mobility	12	Additional assistance systems	48
Connectivity	14	<b>Aftersales</b>	<b>50</b>
<b>Interior and exterior</b>	<b>16</b>	<b>Drive and engines</b>	<b>54</b>
Storage system	18	<b>Vehicle line-up</b>	<b>58</b>
Connectivity – infotainment	20	<b>Additional equipment</b>	<b>60</b>
Connectivity – call services	22	General and additional information	61
Air conditioning	23		
Seating and seat configurations	24		
Loading compartment	26		
Front and rear design	30		
Wheels and paint finishes	32		
<b>Versatility</b>	<b>34</b>		
Van options	36		
Electric transport	38		





INTRO

IT ENDS THE DAY  
LEAVING ONLY THE  
WORK EXHAUSTED.



**The MAN TGE has probably more commercial vehicle experience behind it than any other van.**

Whether for construction jobs, forestry, passenger transport or quarry work, this van can handle almost any terrain. Available in a wide range of configurations and offering plenty of digital features, it also comes with customer-oriented service that ensures you always get the job done right. For over a century, MAN has been the global leader in commercial vehicles, so no one knows your needs better. And with our 24-hour service, we're always there when you need us. Learn more now about the truck among vans.



**1 – The panel van**  
**Loads of load space.**

The MAN TGE panel van can safely deliver any freight to its destination. Its spacious loading compartment with up to 18.4 m<sup>3</sup> of volume offers plenty of room to spare. Up to 14 lashing points and rails<sup>1</sup> embedded in the floor, side walls, end wall and roof keep everything right where it should be.

**2 – The minibus**  
**Where every passenger is a VIP.**

The MAN TGE minibus can accommodate up to 19 passengers in addition to the driver. With its numerous seating arrangements and air-conditioning as well as its equipment and configuration options ensuring the highest possible flexibility and comfort.

**3 – The chassis**  
**'Cause this is no picnic.**  
Whether configured together with a chassis with platform body or as a tipper, tipper with crane, roll-off skip loader, set-down skip loader, tow truck or skylifter truck – the MAN TGE in all its shapes and versions is your reliable partner on the job. And with the crew cab option, you can even take six hard-working colleagues along with you.

<sup>1</sup>Optional equipment at extra cost.

# EVERYTHING YOU NEED AND MORE. THE MAN TGE.







# The TGE Lion XS

## The TGE Lion XS Panel Van Standard Specification

### Features include:

#### Audio and Communications

MAN Radio Van, USB and Bluetooth connection  
2 speakers

#### Cab

MAN fabric seat covers (Anthracite)  
Multi-function display plus  
Comfort single driver's seat including 2-way lumbar support, armrest and height adjustment  
Dual passenger seat  
Electromechanical steering  
Rubber floor covering  
Steering wheel with reach and rake adjustment  
12v sockets

#### Cargo Area

Full-height steel bulkhead without window  
Rear wing doors without window  
Two load-lashing rings on 'B' pillar  
Grab handles on rear entry pillars  
Interior LED lighting system  
Lashing rings for load restraint system

#### Exterior

Manually adjustable door mirrors  
Rear wing doors with 270° hinges  
Manual side sliding door passenger side  
75 litre fuel tank  
18 litre Adblue® tank



#### Safety and Security

Anti-lock Braking System (ABS)  
Electronic Brake Assist (EBA)  
Electronic Stability Control (ESC)  
Cross Wind Assist  
Driver's airbag  
Engine immobiliser  
Remote central locking with two remote keys  
Seatbelt warning light for driver  
Three-point inertia-reel seatbelts for all seats  
Windscreen wiper with variable intermittent delay and wash-wipe system  
Parking Brake with hill start assist  
Cruise control system with speed limiter

#### Electrics

Alternator 140 A  
Battery 520 A (92 Ah)  
Start-stop system with regenerative braking  
Preparation for Bodybuilder module  
Halogen main headlights with range control and daytime running function  
Operating voltage 12 V  
Terminal block

#### Wheels and Tyres

16" x 6.5J steel wheels  
Full size steel spare wheel  
Tool kit and jack  
Tyres with low rolling resistance



# The TGE Lion XC

## The TGE Lion XC Panel Van

Standard Specification (in addition to Lion XS)

### Features include:

#### Audio and Communications

MAN Media Van 6.5" colour touchscreen, USB and Bluetooth connection  
2 speakers  
DAB+  
Wired smartphone integration  
3-button-module for information and emergency calls  
Preparation for rear view camera

#### Cab

Multi-function steering wheel  
Overhead storage compartment with two 1-DIN standard slots

#### Cargo Area

Cargo area anti-slip floor covering

#### Exterior

Electrically heated and adjustable mirrors



# The TGE Lion XP

## The TGE Lion XP Panel Van

Standard Specification (in addition to Lion XS)

### Features include:

#### Audio and Communications

MAN Media Van Business Navigation, 8" colour touchscreen  
4 speakers  
Satellite navigation system  
DAB+  
Wired and wireless smartphone integration  
Voice control  
3-button-module for information and emergency calls  
Rear view camera

#### Cab

Multi-function steering wheel  
Overhead storage compartment with two 1-DIN standard slots  
Dual passenger seat with additional storage  
Manual air conditioning

#### Cargo Area

Cargo area anti-slip floor covering

#### Safety and Security

Park distance control in front and rear with sensor-based side protection  
Lane change system

#### Exterior

Electrically heated, foldable and adjustable mirrors

#### Wheels and Tyres

Wheel caps with chrome emblem





# READY FOR ALL MISSIONS. WITHOUT EMISSIONS.



**The urban and suburban logistics industry is constantly changing and becoming ever more complex:** The growth in commodity and distribution traffic is increasingly confronted with societal demands for sustainability, especially where the reduction of pollutants and noise emissions are concerned. With its comprehensive, innovative and holistic transport concepts as well as the expansion of an all-electric vehicle fleet – featuring the MAN eTGE – MAN provides tailor-made solutions for the

urban logistics of the future. As a fully electric series-production vehicle, the MAN eTGE can compete with the total cost of ownership of a MAN TGE Diesel. But its direct economic benefits aren't the only thing that makes its purchase exciting. Its CO<sub>2</sub>-free drive does its part to improve city air and is so quiet that deliveries can easily be made at night, thus expanding shipment hours and increasing schedule flexibility. In addition to providing a high-performance vehicle, we offer comprehensive fleet

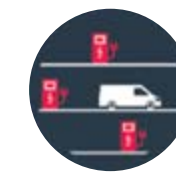
advice for the ideal introduction to electromobility and are at your side with MAN Transport Solutions throughout the entire life cycle of the MAN eTGE. Along with the usual support in service and maintenance, the specialist advisors at MAN Transport Solutions offer assistance on issues that range from electric vehicle deployment and route planning to charging infrastructure and energy supply.

## RE-ENERGISE YOUR COMPANY WITH MAN TRANSPORT SOLUTIONS.



### Operational analysis and mobility concept

We work together with you to analyse the current state of both your business as well as your fleet deployment and then develop a tailor-made mobility concept to provide a cost-efficient launch into the world of e-mobility.



### Charging infrastructure and energy supply

Together we develop the charging infrastructure, simulate vehicle deployment and charging processes and establish the optimal energy supply strategy for your business to make your transition to e-mobility as easy and successful as possible.



### E-mobility entry and fleet integration

We provide comprehensive advice on the use and maintenance of your electric vehicles, offer employee training support and are always there as a competent partner for your service workshop.





CONNECTIVITY

# IN THE NET AND ON THE GO — WITH MAN CONNECT.

By connecting driver, vehicle and environment, MAN Connect and the new infotainment generation with online compatibility bring the digital revolution directly to your MAN TGE.

The new infotainment systems<sup>1</sup> can be conveniently connected to your smartphone and enable you to use compatible apps via MAN SmartLink. Depending on the equipment option, the vehicle also offers its own online services. In the event of a breakdown or emergency, call services can be quickly accessed with the new 3-button module<sup>2</sup> in the roof console, ensuring your safety no matter what the situation.

Also, the standard installation of the new MAN Telematic Box<sup>3</sup> in vehicles from model year 2021 onwards will make them all compatible with MAN DigitalServices. In the future, MAN TGE will be able to offer customers a wide spectrum of services that will pave the way for the development of their digital fleets. The new MAN Telematic Box will be the interface for providing a comprehensive overview of fleet and vehicle data and supplying valuable information to help increase efficiency.

Let MAN take your company one step further into the future of mobility.

<sup>1</sup>Connectivity available starting with the "MAN Media Van" version.

<sup>2</sup>Not available for eTGE and chassis for special bodies (e.g. wind tunnel, platform, motorhomes) as well as vehicles without radio and vehicles with preparation for radio installation. <sup>3</sup>Exception: not available for eTGE, vehicles without radio and vehicles with preparation for radio installation.





INTERIOR AND EXTERIOR

**LAND YOURSELF  
A CUSHY JOB!**

Whether heading to work, on the construction site or taking a well-earned break, the MAN TGE is a true professional that goes wherever you go.

The ergonomic driver's workstation offers you incomparable comfort on the move – and even on rocky, uneven roads. The same goes for the infotainment system<sup>1</sup> that can be conveniently controlled by voice command, allowing you to focus more of your attention on the road. The ingeniously versatile loading compartments and storage areas keep your workday in order.

<sup>1</sup>Optional equipment at extra cost.





## TOP Storage system.

**The extraordinary interior of this van immediately sets it apart from the rest.**

The sophisticated storage concept has a place for everything you need, from work gloves to a ruler. Besides the especially large and deep storage areas underneath the entire length of the windshield, additional storage compartments or areas are mounted to the roof, above the spacious glove compartment and in the doors. The MAN TGE offers even more storage space under the folding bench seat. Practical compartments and holders are also available on the foldable seat back of the front passenger double seat bank. The dashboard includes two cup holders on both the driver and front seat passenger sides, two or optionally three 12 V outlets as well as a mini jack. Two USB ports right next to the gear lever complete the intuitive workstation.



- 
- 1 Storage space under the bench seat
  - 2 Foldable seat back with cup holders, tablet holder and storage compartment
  - 3 Storage compartments in the doors
  - 4 USB port
  - 5 Cup holder
  - 6 12 V power socket
  - 7 Lockable glove compartment
  - 8 Sophisticated storage system with compartments
  - 9 Overhead storage unit

Some items shown may be optional at extra cost.



# Connectivity – infotainment.

**The new generation of online-compatible infotainment systems will make your workday easier than ever before.** In interaction with the standard Telematic Box<sup>1</sup>, these systems will provide you with access to a wide variety of mobile online services that are optimally tailored to the diverse needs of your industry. Intuitive and easy to operate, the new infotainment systems are available in

four different functional ranges. You can choose either a standard radio with optional call service or a more all-inclusive system with Online Navigation and the innovative and expandable InVehicle Apps, which can help you with refuelling and parking, for example, by providing useful information on parking fees and fuel prices.



- 1 – MAN Media Van Business Navigation<sup>2</sup> – The all-round carefree package.**
- 8-inch TFT colour display
  - DAB+ compatible
  - Hands-free kit
  - Wireless MAN SmartLink for connecting a smartphone via Bluetooth or WLAN
  - Includes two-year license for navigation function with live traffic function, regular map updates (can be renewed via MAN Now)
  - Use of online services (InVehicle Apps: weather updates, current news)
  - Use of music streaming services via the smartphone (MAN SmartLink™, Apple CarPlay™, Android Auto™)



<sup>1</sup> Exception: not available for eTGE, vehicles without radio and vehicles with preparation for radio installation. <sup>2</sup> Optional equipment at extra cost (standard with Lion XP). <sup>3</sup> Optional equipment at extra cost. <sup>4</sup> Optional quipment at extra cost (standard with Lion XC).

# Connectivity – infotainment.

- 2 – MAN Media Van Business<sup>3</sup> – advanced comfort.**
- 8-inch TFT colour display with touch screen
  - DAB+ compatible
  - Hands-free kit and MAN SmartLink for connecting a smartphone via Bluetooth or WLAN
  - Use of online services (InVehicle Apps: weather updates, current news) without navigation function
  - Use of music streaming services via the smartphone (MAN SmartLink™, Apple CarPlay™, Android Auto™)



- 3 – MAN Media Van<sup>4</sup> – entry into connectivity.**
- 6.5-inch TFT colour display with touch screen
  - DAB+ compatible
  - Hands-free kit and MAN SmartLink for connecting a smartphone via cable
  - Use of music streaming services via the smartphone (MAN SmartLink™, Apple CarPlay™, Android Auto™)

- 4 – MAN Radio Van – just radio.**
- Entry level version with the basic “radio” function (not DAB+ compatible)
  - SD card slot available





# Connectivity – call services.

Digital call services via the 3-button module<sup>1</sup> now make it possible to receive speedy help in emergency situations.



## What is the 3-button module?

The 3-button module is a new feature in the roof console of the MAN TGE. In the event of an emergency call, you will be connected with the appropriate contact person at the mere touch of a button or the deployment of the airbag, sparing you a time-wasting search for phone numbers in a potentially hazardous situation. You will be quickly connected – without an additional mobile phone.

The 3-button module is compatible with all infotainment systems and it's already integrated into the roof console of three models in advance. In the “MAN Radio Van” entry-level version, the 3-button module can be installed factory-direct for an extra charge.



### MAN info call:

For professional solutions to vehicle-related problems, the MAN info call connects to the MAN Mobile24 centre with a mere touch of the “i” button. Here you'll find professional answers to all of your questions.



### MAN breakdown service:

In the event of a breakdown, you will be connected at the touch of a button on the wrench symbol to the MAN Mobile24 headquarters call centre, where an employee will welcome and advise you in the infotainment system language of your choice. At the same time, important vehicle data such as location and malfunction codes are transmitted directly to MAN Mobile24, ensuring a speedy diagnosis and repair.



### Emergency call:

In the event of an accident that triggers the airbag, a voice connection to the emergency call centre is automatically established via the emergency services number. For medical emergencies, the emergency call can be activated manually using the signal red SOS button. The module then simultaneously transmits the vehicle location and other legally required information to accelerate rescue operations.

<sup>1</sup> Not available for eTGE and special bodies (e.g.cowl, running chassis, camper) as well as vehicles without radio and vehicles with preparation for radio installation.

# Air conditioning.

In the MAN TGE, you always feel comfortable in your job.

You can choose between manual Climatic control<sup>1</sup> or fully automatic Climatronic<sup>1</sup> climate control.

In the MAN TGE combi van, an air duct under the roof console keeps your passengers comfortable on every journey. This air flow in the duct can be individually adjusted using a separate controller. All other minibus models (TGE City, TGE Intercity, TGE Coach) can also be equipped with a separate air conditioning control for the passenger compartment. Tinted, insulating windows<sup>1</sup> also keep temperatures comfortable in the passenger area. So no matter where you go or what the weather, in the MAN TGE you can always rely on a pleasant work climate.

## 1 – Heating and ventilation

The MAN TGE comes with heating and ventilation as standard.

## 2 – Climatic (manual)<sup>1</sup>

The infinitely variable control of the air conditioning system ensures that the temperature can be adjusted to the desired level.

## 3 – Climatronic (automatic)<sup>2</sup>

With this system, temperatures can be individually adjusted in two or three zones including the driver, front seat passenger and loading/passenger areas. It takes into account the intensity of the sunshine and the exterior temperature, and then adjusts the air conditioning to compensate. Automatic air recirculation, an air quality sensor, additional air vents in the roof liner<sup>1</sup> and optional additional heating also ensure your comfort.

<sup>1</sup> Optional equipment at additional cost (standard with Lion XP).

<sup>2</sup> Optional equipment at additional cost.





Seating.

When it comes to seating, the MAN TGE offers you a similarly impressive range of options. There are six seating options ranging from “Standard”, “Comfort”<sup>1</sup> or “Comfort Plus”<sup>1</sup>, all available as swivel seats<sup>1</sup>, to the extraordinarily ergonomic “ergoComfort”<sup>1</sup> seat featuring the AGR seal of approval and even a massage function in the “ergoActive”<sup>1</sup> version. We also offer a wide selection of seat covers for the Man TGE. Choose between (a) the extremely abrasion-resistant, long-lasting seat covers<sup>2</sup> made of the robust “Marathon”<sup>1</sup> material popular in utility vehicles, (b) the standard fabric seat covers “Toronto Grid” or (c) the high-quality seat covers in “Mesh”<sup>1</sup> synthetic leather.



**1 – Rear bench crew cab**  
The bigger your team, the faster you can get the job done. The rear bench seat in the crew cab van offers plenty of room for four additional passengers.



**2 – Driver’s seat “Comfort Plus”<sup>1</sup>**  
The driver’s seat “Comfort Plus” features electrically adjustable four-way lumbar support as well as folding armrests on both sides, making your ride to work smoother than ever, even over long or bumpy roads.



<sup>1</sup>Optional equipment at extra cost. <sup>2</sup> The printing process may cause printed colours to differ from real colours.

Seat configurations.

**Single seat „Standard“ and „Comfort“**

	„Standard“	„Comfort“	„Comfort Plus“	„Swivel seat“
Backrest adjustment	•	•	•	•
Length adjustment	•	•	•	•
Height adjustment		•	•	•
Seat cushion tilt adjustment		•	•	•
Manual 2-way-lordosis		•		
Electric 4-way-lordosis			•	•
Armrest inside		•		
Armrest left/right			•	•
Rotating function approx. 180°				•

**„Single suspended seat“**

	„ergoComfort“	„ergoActive“
Backrest adjustment	•	•
Length adjustment	•	•
Height adjustment	•	•
Seat cushion tilt adjustment	•	•
Electric 4-way-lordosis	•	•
Armrest left/right	•	•
Swing-unit with weight adjustment	•	•
Seat depth adjustment	•	•
Massage function		•

**Operating element swivel seat:**  
1 Swing unit with weight adjustment  
2 Length adjustment  
3 Height adjustment  
4 Seat depth adjustment  
5 Seat cushion tilt adjustment  
6 Backrest adjustment  
7 Electric 4-way-lordosis  
8 Headrest adjustment  
9 Armrest adjustment



## LOADING COMPARTMENT



## Loading compartment.

**The MAN TGE's dimensions are everything you could ask for.**

The panel van offers a choice of two wheelbases, three lengths and three heights available with a loading compartment area ranging up to 18.4 m<sup>3</sup>. Depending on

the version, the vehicle length ranges from 5.98 to 7.39 metres and the vehicle height from 2.35 to 2.83 metres. The total permissible weight is up to 5.5 tons. An additional 3.5 tons can be transported using the trailer hitch. The chassis

also comes in two versions with a chassis cab or crew cab. The chassis with platform body is available factory-direct in four lengths with the platform length ranging up to 4.7 metres.



The specified load volume refers to the version with front wheel drive.





Images for reference only.

The loading compartment is equipped with a robust wood floor<sup>1</sup> or a universal flooring<sup>2</sup> that allows you to quickly install or remove your individualized shelving system as required.

You can choose to have the lashing rails installed on the loading compartment floor, ceiling, side walls or divider wall. Wall panelling made of laminated wood or synthetic twin-wall sheets is also optionally available. The loading compartment is superbly illuminated by the standard bright LED lights. The MAN TGE also features a low loading edge and an extra-wide sliding door with a 1,311 mm opening width.

#### Interior fittings:

##### 1 – Preparation for configurations

A large number of hex holes for M6 screws allow you to easily install shelves and cabinets above and below the window area.

##### 2 – Low loading edge<sup>3</sup>

The front-wheel drive in combination with the low 100 mm loading edge simplifies loading and unloading. An additional step<sup>1</sup> across the entire length of the vehicle rear, or the right half if there's a trailer hitch, is also available for easier access.


##### 3 – Lashing rails and lashing points<sup>2</sup>

Lashing rails can be installed on the loading compartment floor, ceiling, side walls or divider wall as required. Lashing points installed in the floor are standard.

##### 4 – Interior ceiling-mounted racks<sup>2</sup>

Offers easy storage for longer items. Both parts of the rack can be moved along the vehicle ceiling to adjust the length for all kinds of goods. They are removable when not in use.

##### 5 – Floor and wall panelling<sup>2</sup>

Robust wood floor or  innovative universal flooring; wall panelling made of laminated wood or synthetic twin-wall sheets (optional).

##### 6 – Loading compartment lighting

Bright, long-lasting LED lights are standard.

##### 7 – Door opening angle

The rear doors open either 180° or 270°; extra-wide sliding door on the side with a 1,311 mm opening width.



<sup>1</sup> Optional equipment at extra cost (standard with Lion XC and Lion XP). <sup>2</sup> Optional equipment at extra cost.

<sup>3</sup> Figure refers to the TGE panel van with front-wheel drive in comparison to the rear-wheel drive and all-wheel drive 4x4 models.





## Front and rear design.

**The first thing about the MAN TGE that grabs your attention is – that it grabs your attention.**

With the optional LED headlights and LED daytime driving lights, it turns heads just as effectively as it keeps you securely on track when driving at night. The extra-narrow A-pillars and large windshield ensure you can see far and wide. The extra-large rear-view mirrors with additional wide-angle function make your trip even safer. The van's astonishing aerodynamics result in a low drag coefficient and significant savings at the fuel pump.



**Headlights:** optional LED headlights with LED daytime driving lights.

**Radiator grille:** with eye-catching MAN lion, embedded in a high-gloss chrome trim.

**Rear-view mirrors:** large rear-view mirrors, optionally with electric adjustment and folding function, heated, extra wide viewing angle and impact-protected indicator lights.

## FRONT AND REAR DESIGN







## Wheels.

**The MAN TGE's wheels keep you rolling in style.**

It's your choice: light-alloy wheels, steel wheels with full hub caps or with wheel centre caps.

- a Steel wheels with full hub caps<sup>1</sup>
- b Steel wheels with chrome wheel centre caps<sup>2</sup>
- c Light-alloy wheels<sup>2</sup>

## Paint finishes.

**Your new MAN TGE is like a business card on wheels:**

Whether solid-colour, metallic, pearl effect or special paint finish, you can now show your true colours and make a great impression.

- 1 Ontario Green
- 2 Deep Ocean Blue
- 3 Candy White
- 4 Indium Grey metallic<sup>2</sup>
- 5 Neon Orange
- 6 Deep Black pearl effect<sup>2</sup>
- 7 Cherry Red
- 8 Reflex Silver metallic<sup>2</sup>

And if Candy White still isn't sweet enough for you, or Deep Black a little too bright, we offer over 110 other paint finishes for you to choose from.

<sup>1</sup> Optional equipment at extra cost (standard with Lion XP.

<sup>2</sup> Optional equipment at extra cost.





VERSATILITY



**WOULD HAVE BUILT  
ROME IN A DAY.**







**The MAN TGE is always a smooth operator even under the toughest conditions.**

The two wheelbases, three heights and three lengths available make it the perfect choice no matter what the job. The two wheelbases are 3,640 mm and 4,490 mm. The loading compartment lengths<sup>1</sup> range from 3,450 mm to 4,855 mm, and the loading compartment heights<sup>2</sup>

from 1,726 mm to 2,196 mm. Choosing the largest height and length results in a maximum loading compartment volume of 18.4 m<sup>3</sup>. The chassis allows a maximum body length of 5,550 mm with a chassis cab, and a maximum length of 4,300 mm with a crew cab. And no matter which variation you select, the MAN TGE always packs a punch with a

permissible total weight of 3.5 t to 5.5 t. An additional 3.5 tons can be transported using the trailer hitch. The maximum payload of the 3.5-ton version is particularly impressive – it can shoulder up to 1.8 t. It always offers the right combination of performance and generous space. How's that for power?

Van options<sup>1</sup>

The MAN TGE panel van.



The MAN TGE crew cab.



The MAN TGE chassis cab.



<sup>1</sup>Length measured at the vehicle floor incl. subfloor storage compartment extending past the divider wall. Load length is shorter in the upper area of the loading compartment. <sup>2</sup>With front wheel drive.

<sup>1</sup>The dimensions shown refer to vehicles with front-wheel drive and factory-direct chassis with dropside body.



## ELECTRIC TRANSPORT



# UPDATE YOUR FLEET.

## MAN eTGE.

**Our MAN eTGE with its fully electric drive sneaks through the urban jungle on quiet paws.**

With functionality, efficiency and reliability that leave a lasting impression, the powerful MAN eTGE can meet every current and future challenge that urban traffic poses for a freight or transport vehicle:

### Drive

The permanent magnet synchronous machine delivers a peak output of 100 kW (136 hp)<sup>1</sup> and the immediately accessible full torque of 290 Nm ensures optimum acceleration.

### Battery

Installed under the loading compartment, the MAN eTGE's 35.8 kWh high-voltage battery<sup>2</sup> ensures optimum weight distribution with no loss of load space in comparison with the rear or all-wheel drive.

### Charging options

With the provided cable, the MAN eTGE can be conveniently charged overnight or during work, for example, at any 230 V socket. At the practical AC Wallbox with a connected load of 7.2 kW, the MAN eTGE can be fully charged in just 5 hours and 20 minutes. 80% of the battery can be charged in 45 minutes at a rapid charging station (DC charging up to 40 kW).

### Reach

The MAN eTGE really comes into its own in urban and stop-and-go traffic. Its real reach<sup>3</sup> of 130-140 km with a maximum payload of 950 kg means the average daily urban mileage of 60-80 km is easily achievable at full loading capacity.

### Cost – diesel vs. eTGE

After four years of mileage, the eTGE reaches a level of cost equality (TCO) with the diesel TGE. When state subsidies, tax advantages and lower energy costs are taken into consideration, it may even prove to be the more economical of the two. If you are in the process of purchasing or switching to a MAN eTGE, our Transport Solutions consultants are will be happy to provide you with professional fleet advice.



<sup>1</sup> Energy consumption according to WLTP 29,1 kWh/100 km. <sup>2</sup> MAN offers an 8-year guarantee on the battery: guaranteed for 8 years or 160,000 km, whichever comes first, residual capacity of at least 70%. Damage caused by external intervention is not covered by the guarantee. <sup>3</sup> Range according to WLTP 115 km. Range according to NEDC 173 km.





## Superstructures.


**No matter what the challenges of your work or where it takes you:**

Our industry expertise, years of experience and wide network of superstructure manufacturers can deliver the perfect solution for your business. The MAN TGE can be configured to match your requirements as a tipper, skylifter, ambulance vehicle or mobile workshop. Just tell us what you need and we'll take care of the rest.

**TOP** Factory-direct superstructures.

**Nobody likes to wait for delivery of their new vehicle, and especially not when it's a MAN TGE.**

That's why we offer a large range of industry-specific and individual superstructures ready-made and factory-direct. You can configure your MAN TGE to your precise individual requirements. Whether as a chassis with platform body, tipper or box with integrated shelving – we deliver your vehicle so fast and efficiently you'll hardly notice the wait. Those who can't wait for more than a couple of days for their new MAN TGE in the right configuration can access our 'vans to go', a wide range of complete vehicle solutions which are available immediately.



1 – Platform body with crane; 2 – Lightweight box; 3 – Service vehicle with shelf extension; 4 – 5.5 t model with 3-side tipper



# Equipment packages.

You can choose among a wide range of factory-direct equipment packages available at attractive prices.

## Safety packages.

### Active safety package:

- Adaptive cruise control (ACC) with speed limiter
- Emergency brake assist (for adaptive cruise control ACC up to 160 km/h)
- Heated, foldable exterior mirrors with electric adjustment
- Lane change assist with active lane assist
- Parking assist in front and rear as well as lateral protection assist
- Fog lights including cornering light

### Passive safety package:

- Airbag for driver and front seat passenger with front seat passenger airbag deactivation
- Side and head airbags for driver and front seat passenger
- Tyre pressure indicator
- Fog lights including cornering light
- Step lighting front, can be deactivated

### Light and vision package:

- Light Assist high-beam assist
- Daytime driving lights with headlight activation (automatic), “leaving home” function and manual “coming home” function
- Intermittent windshield wiper operation with light and rain sensor
- Fog lights including cornering light

## Comfort packages.

### Comfort package:

- Three 12 V outlets in the driver cab
- Storage package 2: Two 1 DIN slots and reading lamp mounted in the roof
- Multifunction steering wheel (three spokes)
- Driver seat “Comfort Plus”
- Premium interior noise damping

### Comfort package plus:

- Three 12 V outlets in the driver cab
- Storage package 2: Two 1 DIN slots and reading lamp mounted in the roof
- Chrome package
- Multifunction leather steering wheel (three spokes), heated
- Suspension seat “ergoActive” for the driver
- Premium interior noise damping
- Cruise control with speed limiter
- Step lighting front, can be deactivated

### Winter package:

- Additional water heating with programmable park heating and radio remote control
- Headlight cleaning system with heatable windscreen washer nozzles in the front and washer water level indicator

## Industry-specific packages.

### Tipper construction package:

- Electric terminal strip and control unit with bodybuilder programming
- Preparation for tow-bar (including roll-over stabilisation) with cable set, outlet and control unit
- Rear window
- Interior safety mirror, dimmable
- Preparation for three-way tipper
- Mud flap in front
- Position lights on the front roof
- Second battery with cut-off relay and battery monitoring

### Driver assist distributor package<sup>1</sup>:

- “Rear View” reversing camera
- Heated, foldable exterior mirrors with electric adjustment
- Lane change assist
- Parking assist in front and rear as well as lateral protection assist

### Loading compartment distributor package:

- Additional step across the entire length of the vehicle rear
- Cab doors with reinforced door hinge on the driver side
- Wooden floor in the load compartment, with loading edge protection in rear
- Side interior trim in passenger/load compartment made of medium-height twin-wall plastic sheets



<sup>1</sup> Standard with Lion XP.



INNOVATIONS AND SAFETY

**YOU WORK ALONE, BUT  
THEY'VE GOT YOUR BACK.**





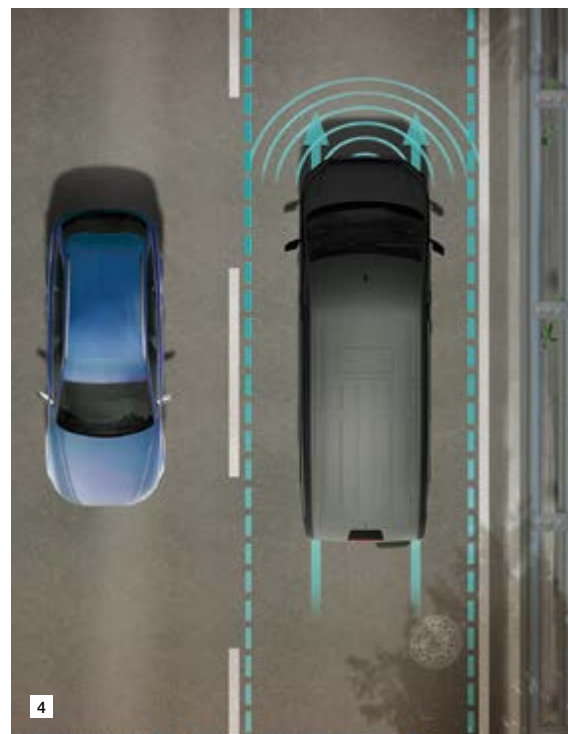

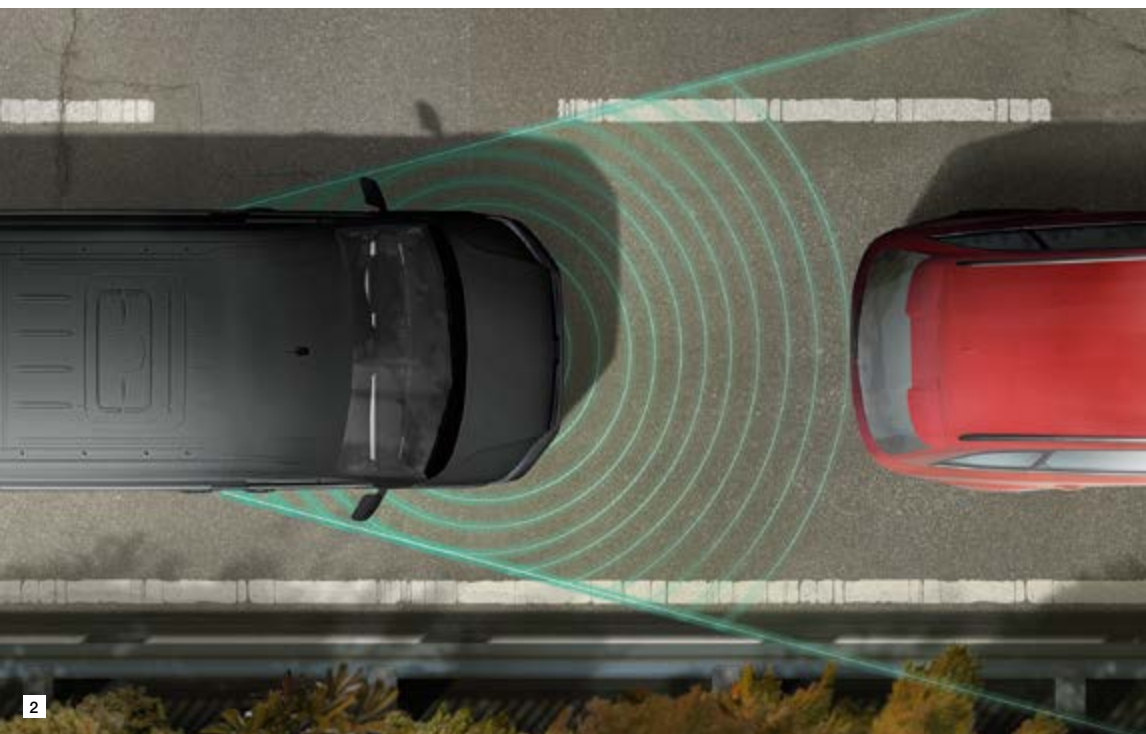
# TOP Innovations and safety.

## You need a team you can rely on.

Which is why the MAN TGE comes with a range of innovative safety systems to help you, depending on their respective capabilities of the selected system, to concentrate on your work and prevent costly damage to your vehicle at the same time.

### P 1 – park steering assist<sup>2</sup>

When activated, the park steering assist takes over the steering of the vehicle during parking, slipping the MAN TGE smoothly and accurately into the narrowest spots. The driver continues to operate the acceleration and brakes manually, remaining in full control of the vehicle. The system makes parking easier than ever in the MAN TGE, and prevents damage from parking errors.



### 2 – Emergency brake assist EBA as standard equipment

If the MAN TGE is approaching an obstacle and the driver doesn't react, as-standard emergency brake assist warns the driver and then activates the brake in case of an emergency. In combination with the automatic transmission, the system automatically brings the vehicle to a complete stop to prevent a collision<sup>1</sup>.

### 3 – Park out assist<sup>2</sup>

A feature of lane change assist, park out assist helps the driver when backing out of a parking place, and brakes the MAN TGE automatically if there is a risk of collision with oncoming traffic.

### 4 – Active lane assist<sup>2</sup>

If the vehicle unintentionally exits the lane, active lane assist automatically compensates and steers the vehicle back into the lane. The system automatically activates at speeds over 65 km/h, and functions reliably even in poor weather conditions or with low visibility.

### 5 – Lateral protection assist<sup>3</sup>




Sixteen ultrasonic sensors monitor the distance of objects on either side of the vehicle and in an emergency warn the driver of objects close to the MAN TGE. At the driver's seat, a convenient display shows objects all around the vehicle and indicates potential collision risks when changing lanes. An acoustic signal also warns the driver of collision risks.

### 6 – Trailer assist<sup>2</sup>

This system can be activated when required. When reversing with a trailer, the MAN TGE automatically follows a previously set turning angle. The driver controls the acceleration and braking only, the steering is automatically controlled by the vehicle.

### 7 – Adaptive cruise control (ACC)<sup>2</sup>

Convenient and practical adaptive cruise control with speed limiter that in combination with automatic transmission can brake the vehicle to a full stop.







## Additional assistance systems<sup>1</sup>.

**Lane change assist<sup>3</sup>:** Lane change assist warns the driver of oncoming traffic in the driver's blind spot when changing lanes at speeds over 10 km/h. The system prevents potential collisions during lane changes – in city traffic and on the highway.

**Crosswind assist:** This system keeps the MAN TGE safely in its lane in case of a side wind or on a laterally sloped road surface.

**Fatigue detection<sup>2</sup>:** This system detects deviations from normal driving behaviour that indicate fatigue, and then advises the driver with an acoustic and visual signal to take a break.

**Multi-collision brake:** When a collision is detected, this system ensures the vehicle fully brakes to prevent further accidents.

**High-beam assist<sup>2</sup>:** This system senses vehicles up ahead or oncoming traffic and automatically switches back to low-beam.

**Light/rain sensor<sup>2</sup>:** This system reacts automatically in darkness or rain, regulating the headlights and windshield wipers accordingly.

**Hill ascent assist:** This system automatically assists start-up on inclines by preventing the vehicle from rolling backwards.

**Parking assist<sup>2</sup>:** This system helps the driver manoeuvre when parking using acoustic and visual signals that indicate the distance remaining in front and behind the vehicle.

**Reversing camera<sup>3</sup>:** Images from this camera are displayed on the cockpit monitor. The system helps the driver when parking, manoeuvring and reversing.

**ABS & ESP:** Electronic stability control is an add-on to the anti-lock braking system. This electronically controlled driver assistance system strategically brakes individual wheels to prevent swerving and skidding.



<sup>1</sup>Within the technical capabilities of the system. <sup>2</sup>Optional equipment at extra cost.

<sup>3</sup>Optional equipment at extra cost (standard with Lion XP).



# OUR MAINTENANCE FOLLOWS A SCHEDULE: YOURS.

One of the best features of the  
**MAN TGE: the MAN team.**

With individual solutions, cutting-edge  
time and maintenance management,  
MAN Genuine Parts and MAN Original  
Accessories, and customized MAN  
ServiceContracts, we effectively clear  
the path for your success. Combined  
with flexible opening hours at our  
MAN service centres and our 24-hour  
roadside assistance, we make sure  
nothing slows you down for long.





### MAN Mobile24

Whether you're in the big city jungle or in the forest: The 24-hour roadside assistance "MAN Mobile24" ensures that you will stay right on track. The MAN roadside assistance is ready to help you out 24/7/365. In case of a breakdown, simply call the Mobile24 number from any European country and speak to a competent partner who is ready to help you in one of 25 languages. If necessary, a MAN mobile service vehicle will be dispatched from one of the approximately 2,000 service centres across Europe. You can view and follow the current status of your breakdown processing at any time with the Mobile24 Tracking Link.



### MAN Services

Once a MAN, always a MAN. That goes for the MAN TGE as well as MAN's repair and maintenance service. Our individualized ServiceContracts include additional services such as a driveline warranty or a complete vehicle warranty. A MAN service contract offers you absolute planning and calculation reliability and reduces your administrative load. You can choose between the "Comfort", "Comfort Plus" and "Comfort Super" ServiceContracts. These contracts help you safeguard your business as well as plan maintenance and inspections intelligently. In an emergency, MAN's mobility guarantee ensures you have transportation to the nearest service centre. That means day and night, you can always rely on our long-lasting, top-quality MAN Genuine Parts. Or you can choose our Ecoline MAN Genuine Parts line of professionally recycled replacement parts at MAN quality standards. These environmentally-friendly parts cost less than new parts as well. MAN Original accessories also include a wide range of comfort, transport and protection products.



### MAN TopUsed

An outstanding offer for an outstanding van: MAN TopUsed is your dependable partner for second-hand vehicles with our own locations for MAN Used in over 30 countries. At [www.topused.man.eu](http://www.topused.man.eu), you can conveniently search for and find the just the used MAN TGE that's right for you. Their comprehensive range of services such as individual financing solutions, trade-ins and Europe-wide use vehicle warranties are indispensable in the search for a second-hand model of one of our high-quality vehicles.



### MAN Financial Services and MAN Rental

Our individually designed finance packages offer you a comprehensive range of options for cost-effectively purchasing a new MAN TGE. Our leasing offers allow you to calculate your costs with even better accuracy, because you only pay for the period of time that you actually use the vehicle. Our insurance products guarantee comprehensive protection against damage caused by you or by third parties. The MAN card offers a convenient method of international payment for fuel and filling station services, and for vehicle-related costs accounting. Our rental offers allow you to increase the capacity of your vehicle fleet at short notice and for a limited period of time. That significantly increases the flexibility of your business's competitiveness. If you need personal help or advice, you can reach us any time. For more information and our contact details go to [www.man.de/fs](http://www.man.de/fs).



### MAN ProfiDrive®

The MAN TGE is a true all-rounder tailor-made for the tasks and challenges of your individual daily drive. Qualified MAN ProfiDrive® trainers help you drive your MAN TGE more intelligently, safely, and efficiently while reducing your operating costs at the same time. MAN ProfiDrive® also includes a range of seminars specifically designed for the van segment. Our areas of instruction:

- Cost-effectiveness
- Vehicle instruction and technology
- Loss prevention/risk management





Do you cross dirt roads and forest trails to get to work? Then get ready to be amazed by the superb performance of MAN TGE's intelligent all-wheel drive.

In normal conditions, for example on an asphalt road, the MAN TGE with all-wheel drive is powered by front-wheel drive. But on surfaces with limited traction, it switches to all-wheel drive without you having to lift a finger. And it does so in just a split-second's time.

It not only provides you with decisive safety benefits in urban traffic: All assistance systems are fully networked with the all-wheel drive system, which also makes your drive more comfortable than ever. The full drive power is flexibly distributed across front and back axles, and can be fitted with switchable limited slip differential. This wear-resistant and low-maintenance all-wheel drive is available installed directly at the factory. Forget everything you thought you knew about all-wheel drive. Get behind the wheel of a MAN TGE with all-wheel drive today.

## DRIVE AND ENGINES

# ANYONE FOR A SHORTCUT THROUGH HELL?





Drive and engines.

What’s essential on the job? The drive to succeed. Which is why the MAN TGE is driven by a new generation of cutting-edge diesel and electric engines that deliver power and efficiency on any terrain.

Specially developed for the tough demands of commercial vehicle use, these engines combine a long service life with impressive power and low consumption. So no matter what the transmission or drive type you choose, these engines deliver outstanding performance, high efficiency and superb reliability even under extreme driving conditions.



Diesel engines:

2,0 I (75 kW, 300 Nm):

Front-wheel drive  
Average consumption: from 9.0 l/100 km (31.1 MPG)  
CO<sub>2</sub>-emissions: from 236 g/km

2,0 I (90 kW, 300 Nm):

Rear wheel drive with single or dual tyres  
Average consumption: from 9.3 l/100 km (30.4 MPG)  
CO<sub>2</sub>-emissions: from 247.5 g/km

2,0 I (103 kW, 340 Nm)<sup>1</sup>:

Front-wheel drive, rear-wheel drive and all-wheel drive 4x4  
Average consumption: from 8.8 l/100 km (32.1 MPG)  
CO<sub>2</sub>-emissions: from 231 g/km

2,0 I (130 kW, 410 Nm):

Front-wheel drive, rear-wheel drive and all-wheel drive 4x4  
Average consumption: from 9.1 l/100 km (31.0 MPG)  
CO<sub>2</sub>-emissions: from 239 g/km

Electric motor:

Electro (100 kW, 290 Nm):

Front-wheel drive  
Energy consumption: from 30,9–29,0 kWh/100 km  
CO<sub>2</sub>-emissions: 0 g/km



Front-wheel drive



- High payload
- High trailer load of up to 3.0 t
- 100 mm lower loading edge and access height
- Very high loading compartment
- Transverse front engine

**75-kW engine** 6-speed manual transmission  
**103-kW engine** 6-speed manual transmission/  
8-speed automatic transmission  
**130-kW engine** 6-speed manual transmission/  
8-speed automatic transmission

Rear-wheel drive



- High trailer load of up to 3.5 t
- Small turning circle
- Maximum payload
- Best traction with high loads
- Longitudinal front engine

**90-kW engine** 6-speed manual transmission  
**103-kW engine** 6-speed manual transmission  
**130-kW engine** 6-speed manual transmission/  
8-speed automatic transmission

All-wheel drive 4x4



- Reliable traction
- Safe handling
- Superb directional stability
- High trailer load of up to 3.0 t
- Transverse front engine

**103-kW engine** 6-speed manual transmission  
**130-kW engine** 6-speed manual transmission/  
8-speed automatic transmission

Electro drive












- synchronous machine
- Loading compartment volume: 10.7 m³
- Loading height: 670 mm
- Versions:
- 950 kg payload with 3.5 t GVW
- Optimum range to payload ratio






**100-kW engine** 1-speed transmission



Vehicle line-up.

Panel van			
	Standard	Long	Extra-long
	Length: 5,986 mm Wheelbase: 3,640 mm	Length: 6,836 mm Wheelbase: 4,490 mm	Length: 7,391 mm Wheelbase: 4,490 mm
Normal roof Height: 2,355 mm			
High roof Height: 2,590 mm			
Super-high roof Height: 2,798 mm			
Cowl Chassis			
	Standard	Long	Extra-long
	Length: 5,968 mm Wheelbase: 3,640 mm	Length: 6,818 mm Wheelbase: 4,490 mm	Length: 7,211 mm Wheelbase: 4,490 mm
Chassis cab Height: 2,305 – 2,327 mm			
Crew cab Height: 2,321 – 2,352 mm			

**Weight variants:** 3.0 t, 3.5 t, 5.0 t, 5.5 t plus trailer loads of 2.0 to 3.5 t.  
**Engine variants:** 2.0-l Turbo Diesel: 75 kW, 90 kW, 103 kW, 2.0-l BiTurbo Diesel: 130 kW, \*Electric: 100 kW.  
**Drive variants:** Front, rear, all-wheel drive.  
**Transmission variants:** manual 6-speed manual transmission, 8-speed automatic transmission, \*electric 1-speed transmission.

Chassis			
	Standard	Long	Extra-long
	Length: 5,968 mm Wheelbase: 3,640 mm	Length: 6,818 mm Wheelbase: 4,490 mm	Length: 7,211 mm Wheelbase: 4,490 mm
			
			

NOT TO BE OVERTAKEN.

The MAN TGE is a unique companion in many ways. Boundless opportunity meets outstanding service.  
Explore the MAN TGE at [www.van.man](http://www.van.man)



Additional equipment.



**1 – Bar trailer hitch<sup>1</sup>, optionally available as removable.**  
Designed for trailer loads of up to 3 t – including electronic trailer stabilisation.

**2 – Ball-type trailer hitch<sup>1</sup>, optionally available as removable.**  
Safe and reliable operation of trailers and carrier systems up to 3.5 t.

**3 – Additional wide step integrated in the rear bumper<sup>1</sup>.**  
Makes loading and unloading a breeze.

**4 – Additional step on one side<sup>1</sup>.**  
Assists with loading and unloading in combination with a tow-bar for up to 3.5 t.

**Mud flap**  
(no image). Protection against dirt and stones.

**Preparation for trailer hitch<sup>1</sup>**  
(no image). Different preparations are available for trailer loads of up to 3.5 t.

**Preparation for roof rack<sup>1</sup>**  
(no image). C-profile mounting rails on the roof facilitate the attachment of roof racks, roof boxes and other racks.

**Roof rack with roller<sup>1</sup>**  
(no image).This rack comes in handy for safe loading and transport of long items.

General and additional information.

The depicted vehicle illustrations may show optional equipment available for an additional price. Please note that some equipment options may only be available in conjunction with other additional equipment and/or are not available in certain equipment combinations, and may be subject to certain legal requirements. Any liability of MAN for inappropriate use of such equipment is expressly excluded.

Some optional equipment can lead to longer delivery times for the vehicle. Your MAN partner is available to discuss your individual requirements. Only your MAN partner can check the combination requirements as well as the accuracy and completeness of the information the MAN order system.

The representation of any brand without a ® shall not be construed as not being a registered trademark and/or a permission to use this brand name without the prior written consent of MAN SE. The product name AdBlue® is a registered trademark of the German Automotive Industry Association [Verband der Automobilindustrie e.V. (VDA)]. iPod/iPad/iPhone are trademarks of Apple Inc.

Left hand drive vehicles are shown for illustration only. Standard UK specification is right hand drive, fittings for left hand traffic and speedometer display using imperial units.

All engines are equipped with a multi-stage exhaust after-treatment system (diesel particle filters and SCR catalytic converter). The SCR (Selective Catalytic Reduction) catalytic converter converts the exhaust gas nitrogen oxide (NOX) into nitrogen (N<sub>2</sub>) and water (H<sub>2</sub>O), without creating undesirable secondary emissions. The conversion process uses a synthetic, aqueous urea solution, i.e. AdBlue® (ISO 22241-1/FROM 32), which is stored in a separate reservoir. Depending on the vehicle, the AdBlue® will have to be replenished in between scheduled services by the customer or by his or her MAN partner.

Shown empty vehicle weights include 68 kg for the driver, 7 kg for luggage, all liquids and a 90% tank filling, ascertained pursuant to Regulation (EU) No. 1230/2012 in its current version. The selected equipment or equipment line may affect the vehicle empty weight. The actual payload of the vehicle, which is the difference between the vehicle's permissible total weight and its empty weight, can therefore only be determined by weighing the individual vehicle.

The engine power inevitably decreases in relation to an increase in altitude. At 1,000 m above sea level, and for every additional 1,000 m, deduct 10% from the weight of the outfit (trailer load limit + gross weight of the towing vehicle).

The illustrated colours may vary for printing purposes.

<sup>1</sup>Optional equipment at extra cost.



## General and additional information.

The consumption and emission values given were determined according to measurement procedures required by law. Since 1 September 2017, type approval of certain new vehicles is already being carried out according to the Worldwide Harmonised Light Vehicles Test Procedure (WLTP), a more realistic test procedure for measuring fuel consumption and CO<sub>2</sub> emissions. As of 1 September 2018, the WLTP will gradually replace the New European Driving Cycle (NEDC). As a result of more realistic test conditions, the fuel consumption and CO<sub>2</sub> emission values measured according to the WLTP are in many cases higher than those measured with the NEDC. More information on the differences between the WLTP and NEDC can be found at: <https://www.van.man/uk/en-rhd/wltp.html>

Currently the NEDC values must still be declared. For new vehicles that are type approved according to the WLTP, the NEDC values are derived from the WLTP values. Where NEDC values are given as a range, they do not refer to one specific vehicle and do not form part of the offer. They serve only as a comparison between the different vehicle types.

Additional equipment and accessories (add-on parts, tyre formats etc.) can change relevant vehicle parameters such as weight, rolling resistance and aerodynamics and, in addition to weather and traffic conditions as well as individual driving style, can impact on a vehicle's fuel and electricity consumption, CO<sub>2</sub> emissions and mileage.

### **Additional information:**

This brochure is valid from 10th May 2021 for the MAN TGE, model year 2022. Subject to change without notice. Modifications and errors reserved.

MAN service appointments are broken down into “oil change service” and “inspection”. The service interval indicator in the display of the instrument cluster is a reminder for the next service appointment.

### **Collection and recycling of end-of-life vehicles:**

MAN responds to the challenges of a modern society in all new products launched under the MAN brand. This includes the protection of the environment and natural resources. This is why MAN builds all new MAN TGE vehicles to specifications that facilitate their environmentally friendly recycling and, subject to complying with the national law, collects end-of-life vehicles free of charge. More information on the collection and recycling of end-of-life vehicles is available at <https://www.van.man/de/de/altautoverwertung.html>














# CONTENTS

MAN TGE Overview	4
Panel Van	5
Single Cab Chassis	11
Crew Cab Chassis	15
Standard Specification	18
Driveline	20
Dimensions	21
Weights	27
Manufacturer's Options	31
Tyre Labels	38
Paint Finishes	40
Notes	42




MAN TGE OVERVIEW.

	Panel van		
	Standard	Long	Extra-long
	Length: 5,986 mm Wheelbase: 3,640 mm	Length: 6,836 mm Wheelbase: 4,490 mm	Length: 7,391 mm Wheelbase: 4,490 mm
Normal roof Height: 2,355 mm			
High roof Height: 2,590 mm			
Super-high roof Height: 2,798 mm			
	Cowl Chassis		
	Standard	Long	Extra-long
	Length: 5,968 mm Wheelbase: 3,640 mm	Length: 6,818 mm Wheelbase: 4,490 mm	Length: 7,211 mm Wheelbase: 4,490 mm
Chassis cab Height: 2,305 – 2,327 mm			
Crew cab Height: 2,321 – 2,352 mm			






**Weight variants:** 3.0 t, 3.5 t, 5.0 t, 5.5 t plus trailer loads of 2.0 to 3.5 t.  
**Engine variants:** 2.0-l Turbo Diesel: 75 kW, 90 kW, 103 kW, 2.0-l BiTurbo Diesel: 130 kW.  
**Drive variants:** Front, rear, all-wheel drive.  
**Transmission variants:** manual 6-speed manual transmission, 8-speed automatic transmission.

MAN TGE PANEL VAN.



MAN TGE Panel Van with Front Wheel Drive


Model	Gross Weight [t]	Engine Power [kW (PS)]	Transmission	Length	Wheelbase [mm]	Load Space L x W [mm]	Roof Height	Load Space Height [mm]	Load Volume [m³]	LION XS RRP [£]	LION XC RRP [£]	LION XP RRP [£]
2.100	3.0	75 (102)	6 Speed Manual	Standard	3,640	3,450 x 1,832	Normal	1,726	9.9	£28,657	£30,038	£33,951
							High	1,961	11.3	£29,722	£31,103	£35,016
2.140	3.0	103 (140)	6 Speed Manual	Standard	3,640	3,450 x 1,832	Normal	1,726	9.9	£30,202	£31,583	£35,496
							High	1,961	11.3	£31,267	£32,648	£36,561
			8 Speed Automatic	Standard	3,640	3,450 x 1,832	Normal	1,726	9.9	£32,487	£33,868	£37,781
							High	1,961	11.3	£33,552	£34,933	£38,846
2.180	3.0	130 (177)	6 Speed Manual	Standard	3,640	3,450 x 1,832	Normal	1,726	9.9	£32,122	£33,503	£37,416
							High	1,961	11.3	£33,187	£34,568	£38,481
			8 Speed Automatic	Standard	3,640	3,450 x 1,832	Normal	1,726	9.9	£34,407	£35,788	£39,701
							High	1,961	11.3	£35,472	£36,853	£40,766

Chassis		
Standard	Long	Extra-long
Length: 5,968 mm Wheelbase: 3,640 mm	Length: 6,818 mm Wheelbase: 4,490 mm	Length: 7,211 mm Wheelbase: 4,490 mm
		
		

Notes:  
1. VAT, Road Fund Licence and DVLA First Registration Fee extra at applicable rates.  
2. An additional £750 plus VAT (net) is chargeable on all transactions for standard manufacturer's delivery charge and incidentals.



MAN TGE PANEL VAN.




MAN TGE Panel Van with Front Wheel Drive

Model	Gross Weight [t]	Engine Power [kW (PS)]	Transmission	Length	Wheelbase [mm]	Load Space L x W [mm]	Roof Height	Load Space Height [mm]	Load Volume [m³]	LION XS RRP [£]	LION XC RRP [£]	LION XP RRP [£]
3.100	3.5	75 (102)	6 Speed Manual	Standard	3,640	3,450 x 1,832	Normal	1,726	9.9	£31,506	£32,887	£36,800
				Long	4,490	4,300 x 1,832	High	1,961	11.3	£32,571	£33,952	£37,865
							High	1,961	14.4	£34,189	£35,645	£39,558
							Super High	2,189	16.1	£36,427	£37,883	£41,796
				Extra Long	4,490	4,855 x 1,832	High	1,961	16.4	£35,076	£36,605	£40,518
							Super High	2,196	18.4	£37,363	£38,892	£42,805
3.140	3.5	103 (140)	6 Speed Manual	Standard	3,640	3,450 x 1,832	Normal	1,726	9.9	£33,050	£34,431	£38,344
				Long	4,490	4,300 x 1,832	High	1,961	11.3	£34,115	£35,496	£39,409
							High	1,961	14.4	£35,733	£37,189	£41,102
							Super High	2,189	16.1	£37,971	£39,427	£43,340
				Extra Long	4,490	4,855 x 1,832	High	1,961	16.4	£36,621	£38,150	£42,063
							Super High	2,196	18.4	£38,908	£40,437	£44,350
			8 Speed Automatic	Standard	3,640	3,450 x 1,832	Normal	1,726	9.9	£35,336	£36,717	£40,630
				Long	4,490	4,300 x 1,832	High	1,961	11.3	£36,401	£37,782	£41,695
							High	1,961	14.4	£38,018	£39,474	£43,387
							SuperHigh	2,189	16.1	£40,256	£41,712	£45,625
				Extra Long	4,490	4,855 x 1,832	High	1,961	16.4	£38,905	£40,434	£44,347
							Super High	2,196	18.4	£41,192	£42,721	£46,634
			6 Speed Manual	Standard	3,640	3,450 x 1,832	Normal	1,726	9.9	£34,970	£36,351	£40,264
				Long	4,490	4,300 x 1,832	High	1,961	11.3	£36,035	£37,416	£41,329
							High	1,961	14.4	£37,653	£39,109	£43,022
							SuperHigh	2,189	16.1	£39,891	£41,347	£45,260
				Extra Long	4,490	4,855 x 1,832	High	1,961	16.4	£38,540	£40,069	£43,982
							Super High	2,196	18.4	£40,827	£42,356	£46,269
3.180	3.5	130 (177)	8 Speed Automatic	Standard	3,640	3,450 x 1,832	Normal	1,726	9.9	£37,256	£38,637	£42,550
				Long	4,490	4,300 x 1,832	High	1,961	11.3	£38,321	£39,702	£43,615
							High	1,961	14.4	£39,938	£41,394	£45,307
							SuperHigh	2,189	16.1	£42,176	£43,632	£47,545
				Extra Long	4,490	4,855 x 1,832	High	1,961	16.4	£40,825	£42,354	£46,267
							Super High	2,196	18.4	£43,112	£44,641	£48,554

Notes:  
1. VAT, Road Fund Licence and DVLA First Registration Fee extra at applicable rates.  
2. An additional £750 plus VAT (net) is chargeable on all transactions for standard manufacturer's delivery charge and incidentals.

MAN TGE PANEL VAN.



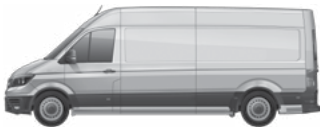
MAN TGE Panel Van with All Wheel Drive

Model	Gross Weight [t]	Engine Power [kW (PS)]	Transmission	Length	Wheelbase [mm]	Load Space L x W [mm]	Roof Height	Load Space Height [mm]	Load Volume [m³]	LION XS RRP [£]	LION XC RRP [£]	LION XP RRP [£]
3.140 4x4	3.5	103 (140)	6 Speed Manual	Standard	3,640	3,450 x 1,832	Normal	1,626	9.3	£36,744	£38,788	£42,701
							High	1,861	10.7	£37,809	£39,853	£43,766
							High	1,861	13.6	£39,426	£41,545	£45,458
				Long	4,490	4,300 x 1,832	Super High	2,089	15.3	£41,664	£43,783	£47,696
							High	1,861	15.5	£40,315	£42,507	£46,347
							Super High	2,096	17.5	£42,602	£44,794	£48,634
3.180 4x4	3.5	130 (177)	6 Speed Manual	Standard	3,640	3,450 x 1,832	Normal	1,626	9.3	£38,664	£40,708	£44,621
							High	1,861	10.7	£39,729	£41,773	£45,686
							High	1,861	13.6	£41,346	£43,465	£47,378
				Long	4,490	4,300 x 1,832	SuperHigh	2,089	15.3	£43,584	£45,703	£49,616
							High	1,861	15.5	£42,234	£44,426	£48,266
							Super High	2,096	17.5	£44,521	£46,713	£50,553
			8 Speed Automatic	Standard	3,640	3,450 x 1,832	Normal	1,626	9.3	£40,949	£42,993	£46,906
							High	1,861	10.7	£42,014	£44,058	£47,971
							High	1,861	13.6	£43,632	£45,571	£49,664
				Long	4,490	4,300 x 1,832	SuperHigh	2,089	15.3	£45,870	£47,989	£51,902
							High	1,861	15.5	£44,519	£46,711	£50,551
							Super High	2,096	17.5	£46,806	£48,998	£52,838

Notes:  
1. VAT, Road Fund Licence and DVLA First Registration Fee extra at applicable rates.  
2. An additional £750 plus VAT (net) is chargeable on all transactions for standard manufacturer's delivery charge and incidentals.



MAN TGE PANEL VAN.

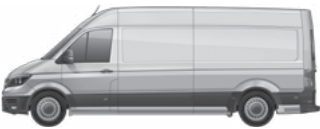


MAN TGE Panel Van with Rear Wheel Drive

Model	Gross Weight [t]	Engine Power [kW (PS)]	Transmission	Length	Wheelbase [mm]	Load Space L x W [mm]	Roof Height	Load Space Height [mm]	Load Volume [m³]	LION XS RRP [£]	LION XC RRP [£]	LION XP RRP [£]
3.180	3.5	130 (177)	6 Speed Manual	Standard	3,640	3,450 x 1,832	Normal	1,626	9.3	£35,491	£36,872	£40,785
							High	1,861	10.7	£36,556	£37,937	£41,850
				Long	4,490	4,300 x 1,832	High	1,861	13.6	£38,174	£39,630	£43,468
							Normal	1,626	9.3	£35,664	£37,045	£40,958
5.120	5.0	90 (122)	6 Speed Manual	Standard	3,640	3,450 x 1,832	High	1,861	10.7	£36,729	£38,110	£42,023
							High	1,861	13.6	£38,847	£40,303	£44,216
							Super High	2,089	15.3	£41,085	£42,541	£46,454
							High	1,861	15.5	£39,735	£41,264	£45,177
				Extra Long	4,490	4,855 x 1,832	Super High	2,096	17.5	£42,022	£43,551	£47,464
							Normal	1,626	9.3	£39,275	£40,656	£44,569
							High	1,861	10.7	£40,340	£41,721	£45,634
							High	1,861	13.6	£42,458	£43,914	£47,827
5.180	5.0	130 (177)	6 Speed Manual	Standard	3,640	3,450 x 1,832	SuperHigh	2,089	15.3	£44,696	£46,152	£50,065
							High	1,861	15.5	£43,345	£44,874	£48,787
							Super High	2,096	17.5	£45,632	£47,161	£51,074
				Long	4,490	4,300 x 1,832	Super High	2,096	17.5	£45,632	£47,161	£51,074
							Normal	1,626	9.3	£41,560	£42,941	£46,854
							High	1,861	10.7	£42,625	£44,006	£47,919
			8 Speed Automatic	Long	4,490	4,300 x 1,832	High	1,861	13.6	£44,743	£46,199	£50,112
							SuperHigh	2,089	15.3	£46,981	£48,437	£52,350
							High	1,861	15.5	£45,631	£47,160	£51,073
				Extra Long	4,490	4,855 x 1,832	Super High	2,089	17.5	£47,918	£49,447	£53,360
							Normal	1,626	9.3	£39,275	£40,656	£44,569
							High	1,861	10.7	£40,340	£41,721	£45,634

Notes:  
1. VAT, Road Fund Licence and DVLA First Registration Fee extra at applicable rates.  
2. An additional £750 plus VAT (net) is chargeable on all transactions for standard manufacturer's delivery charge and incidentals.

MAN TGE PANEL VAN.




MAN TGE Panel Van with Rear Wheel Drive

Model	Gross Weight [t]	Engine Power [kW (PS)]	Transmission	Length	Wheelbase [mm]	Load Space L x W [mm]	Roof Height	Load Space Height [mm]	Load Volume [m³]	LION XS RRP [£]	LION XC RRP [£]	LION XP RRP [£]
3.180	3.5	130 (177)	6 Speed Manual	Standard	3,640	3,450 x 1,832	Normal	1,626	9.3	£42,134	£43,515	£47,248
							High	1,861	10.7	£43,199	£44,580	£48,493
							High	1,861	13.6	£45,317	£46,773	£50,686
							SuperHigh	2,089	15.3	£47,555	£49,011	£52,924
				Long	4,490	4,300 x 1,832	High	1,861	15.5	£46,204	£47,733	£51,646
							Super High	2,089	17.5	£48,491	£50,020	£53,933
							Normal	1,626	9.3	£44,418	£45,799	£49,712
							High	1,861	10.7	£45,483	£46,864	£50,777
				Extra Long	4,490	4,855 x 1,832	High	1,861	13.6	£47,603	£49,059	£52,972
							SuperHigh	2,089	15.3	£49,841	£51,297	£55,210
							High	1,861	15.5	£48,490	£50,019	£53,932
							Super High	2,089	17.5	£50,777	£52,306	£56,216

Notes:  
1. VAT, Road Fund Licence and DVLA First Registration Fee extra at applicable rates.  
2. An additional £750 plus VAT (net) is chargeable on all transactions for standard manufacturer's delivery charge and incidentals.



MAN TGE PANEL VAN.



MAN TGE Panel Van with Rear Wheel Drive (Super-Single Rear Tyres)

Model	Gross Weight [t]	Engine Power [kW (PS)]	Transmission	Length	Wheelbase [mm]	Load Space L x B [mm]	Roof Height	Load Space Height [mm]	Load Volume [m³]	LION XS RRP [£]
5.120	5.0*	90 (122)	6 Speed Manual	Standard	3,640	3,450 x 1,832	Normal	1,626	9.3	£36,499
							High	1,861	10.7	£37,564
							High	1,861	13.6	£39,682
				Long	4,490	4,300 x 1,832	Super High	2,089	15.3	£41,920
							High	1,861	15.5	£40,569
							Super High	2,089	17.5	£42,856
5.180	5.0*	130 (177)	6 Speed Manual	Standard	3,640	3,450 x 1,832	Normal	1,626	9.3	£40,109
							High	1,861	10.7	£41,174
							High	1,861	13.6	£43,292
				Long	4,490	4,300 x 1,832	SuperHigh	2,089	15.3	£45,530
							High	1,861	15.5	£44,180
							Super High	2,089	17.5	£46,467
			8 Speed Automatic	Standard	3,640	3,450 x 1,832	Normal	1,626	9.3	£42,395
							High	1,861	10.7	£43,460
							High	1,861	13.6	£45,578
				Long	4,490	4,300 x 1,832	SuperHigh	2,089	15.3	£47,816
							High	1,861	15.5	£46,465
							Super High	2,089	17.5	£48,572

Notes:  
1. VAT, Road Fund Licence and DVLA First Registration Fee extra at applicable rates.  
2. An additional £750 plus VAT (net) is chargeable on all transactions for standard manufacturer's delivery charge and incidentals.  
\*Maximum value subject to vehicle length.

MAN TGE CHASSIS.



TGE Single Cab Chassis with Front Wheel Drive

Model	Gross Weight [t]	Engine Power [kW (PS)]	Transmission	Length	Wheelbase [mm]	RRP [£]
3.100	3.5	75 (102)	6 Speed Manual	Standard	3,640	£29,304
				Long	4,490	£30,995
3.140	3.5	103 (140)	6 Speed Manual	Standard	3,640	£30,848
				Long	4,490	£32,539
			8 Speed Automatic	Standard	3,640	£33,133
				Long	4,490	£34,824
				Standard	3,640	£32,768
				Long	4,490	£34,458
3.180	3.5	130 (177)	8 Speed Automatic	Standard	3,640	£35,054
				Long	4,490	£36,744

Notes:  
1. VAT, Road Fund Licence and DVLA First Registration Fee extra at applicable rates.  
2. An additional £750 plus VAT (net) is chargeable on all transactions for standard manufacturer's delivery charge and incidentals.



MAN TGE CHASSIS.



TGE Flatframe Cowl with Front Wheel Drive

Model	Gross Weight [t]	Engine Power [kW (PS)]	Transmission	Length	Wheelbase [mm]	RRP [£]
3.100	3.5	75 (102)	6 Speed Manual	Standard	3,640	£28,866
				Long	4,490	£30,556
3.140	3.5	103 (140)	6 Speed Manual	Standard	3,640	£30,410
				Long	4,490	£32,100
			8 Speed Automatic	Standard	3,640	£32,695
				Long	4,490	£34,386
			6 Speed Manual	Standard	3,640	£32,329
				Long	4,490	£34,021
3.180	3.5	130 (177)	8 Speed Automatic	Standard	3,640	£34,615
				Long	4,490	£36,305

Notes:  
1. VAT, Road Fund Licence and DVLA First Registration Fee extra at applicable rates.  
2. An additional £750 plus VAT (net) is chargeable on all transactions for standard manufacturer's delivery charge and incidentals.

MAN TGE CHASSIS.



TGE Single Cab Chassis with All Wheel Drive

Model	Gross Weight [t]	Engine Power [kW (PS)]	Transmission	Length	Wheelbase [mm]	RRP [£]
3.140 4X4	3.5	103 (140)	6 Speed Manual	Standard	3,640	£34,542
				Long	4,490	£36,233
3.180 4X4	3.5	130 (177)	6 Speed Manual	Standard	3,640	£36,462
				Long	4,490	£38,152
			8 Speed Automatic	Standard	3,640	£38,747
				Long	4,490	£40,437

Notes:  
1. VAT, Road Fund Licence and DVLA First Registration Fee extra at applicable rates.  
2. An additional £750 plus VAT (net) is chargeable on all transactions for standard manufacturer's delivery charge and incidentals.



MAN TGE CHASSIS.



TGE Single Cab Chassis with Rear Wheel Drive

Model	Gross Weight [t]	Engine Power [kW (PS)]	Transmission	Length	Wheelbase [mm]	RRP [£]
3.120	3.5	90 (122)	6 Speed Manual	Standard	3,640	£30,451
				Long	4,490	£32,142
3.180	3.5	130 (177)	6 Speed Manual	Standard	3,640	£33,289
				Long	4,490	£34,980
5.120	5.0	90 (122)	6 Speed Manual	Standard	3,640	£33,566
				Long	4,490	£35,256
				Extra Long	4,490	£36,144
5.180	5.0	130 (177)	6 Speed Manual	Standard	3,640	£37,176
				Long	4,490	£38,868
				Extra Long	4,490	£39,754
			8 Speed Automatic	Standard	3,640	£39,462
				Long	4,490	£41,152
				Extra Long	4,490	£42,039
6.180	5.5	130 (177)	6 Speed Manual	Standard	3,640	£40,036
				Long	4,490	£41,726
				Extra Long	4,490	£42,613
			8 Speed Automatic	Standard	3,640	£42,321
				Long	4,490	£44,011
				Extra Long	4,490	£44,899

Notes:  
1. VAT, Road Fund Licence and DVLA First Registration Fee extra at applicable rates.  
2. An additional £750 plus VAT (net) is chargeable on all transactions for standard manufacturer's delivery charge and incidentals.

MAN TGE CHASSIS.



TGE Crew Cab Chassis with Front Wheel Drive

Model	Gross Weight [t]	Engine Power [kW (PS)]	Transmission	Length	Wheelbase [mm]	RRP [£]
3.100	3.5	75 (102)	6 Speed Manual	Standard	3,640	£31,600
				Long	4,490	£33,290
3.140	3.5	103 (140)	6 Speed Manual	Standard	3,640	£33,144
				Long	4,490	£34,835
			8 Speed Automatic	Standard	3,640	£35,429
				Long	4,490	£37,199
3.180	3.5	130 (177)	6 Speed Manual	Standard	3,640	£35,064
				Long	4,490	£36,754
			8 Speed Automatic	Standard	3,640	£37,349
				Long	4,490	£39,039

Notes:  
1. VAT, Road Fund Licence and DVLA First Registration Fee extra at applicable rates.  
2. An additional £750 plus VAT (net) is chargeable on all transactions for standard manufacturer's delivery charge and incidentals.



MAN TGE CHASSIS.



TGE Crew Cab Chassis with All Wheel Drive

Model	Gross Weight [t]	Engine Power [kW (PS)]	Transmission	Length	Wheelbase [mm]	RRP [£]
3.140 4x4	3.5	103 (140)	6 Speed Manual	Standard	3,640	£36,837
				Long	4,490	£38,529
3.180 4x4	3.5	130 (177)	6 Speed Manual	Standard	3,640	£38,758
				Long	4,490	£40,448
			8 Speed Automatic	Standard	3,640	£41,043
				Long	4,490	£42,733

Notes:  
1. VAT, Road Fund Licence and DVLA First Registration Fee extra at applicable rates.  
2. An additional £750 plus VAT (net) is chargeable on all transactions for standard manufacturer's delivery charge and incidentals.

MAN TGE CHASSIS.



TGE Crew Cab Chassis with Rear Wheel Drive

Model	Gross Weight [t]	Engine Power [kW (PS)]	Transmission	Length	Wheelbase [mm]	RRP [£]
3.120	3.5	90 (122)	6 Speed Manual	Standard	3,640	£32,747
				Long	4,490	£34,437
3.180	3.5	130 (177)	6 Speed Manual	Standard	3,640	£35,585
				Long	4,490	£37,275
5.120	5.0	90 (122)	6 Speed Manual	Standard	3,640	£35,800
				Long	4,490	£37,490
5.180	5.0	130 (177)	6 Speed Manual	Standard	3,640	£39,410
				Long	4,490	£41,100
			8 Speed Automatic	Standard	3,640	£41,694
				Long	4,490	£43,386
6.180	5.5	130 (177)	6 Speed Manual	Long	4,490	£43,959
				Long	4,490	£46,244

Notes:  
1. VAT, Road Fund Licence and DVLA First Registration Fee extra at applicable rates.  
2. An additional £750 plus VAT (net) is chargeable on all transactions for standard manufacturer's delivery charge and incidentals.



SPECIFICATION.

MAN TGE - LION XS Panel Van & Chassis Models Standard Specification

Audio and Communications

MAN Radio Van, USB and Bluetooth connection, 2 speakers

Cab

MAN fabric seat covers (Anthracite)

Multi-function display plus

Comfort single driver's seat including 2-way lumbar support, armrest and height adjustment

Dual passenger seat (not flat frame)

Electromechanical steering

Rubber floor covering

Steering wheel with reach and rake adjustment

12v socket

Cargo Area

Full-height steel bulkhead without window (Panel van only)

Rear wing doors without window (Panel van only)

Two load-lashing rings on 'B' pillar (Panel van only)

Grab handles on rear entry pillars (Panel van only)

Interior LED lighting system (Panel van only)

Lashing rings for load restraint system (Panel van only)

Exterior

Manually adjustable door mirrors

Rear wing doors with 270° hinges (Panel van only)

Manual side sliding door passenger side (Panel van only)

High roof (Panel van only)

75 litre fuel tank

18 litre AdBlue®

18 litre Adblue® tank (Euro VI)

30 litre Adblue® tank (Euro 6)

SPECIFICATION.

MAN TGE - LION XC Panel Van Standard Specification (in addition to LION XS)

Audio and Communications

MAN Media Van 6.5" colour touchscreen, USB and Bluetooth connection, 2 speakers

DAB+

Wired smartphone integration

3-button-module for information and emergency calls

Preparation for rear view camera

Cab

Multi-function steering wheel

Overhead storage compartment with two 1-DIN standard slots

Cargo Area

Cargo area anti-slip floor covering

Exterior

Electrically heated and adjustable mirrors

MAN TGE - LION XP Panel Van Standard Specification (in addition to LION XS)

Audio and Communications

MAN Media Van Business Navigation, 8" colour touchscreen, 4 speakers

Satellite navigation system

DAB+

Wired and wireless smartphone integration

Voice control

3-button-module for information and emergency calls

Rear view camera

Cab

Multi-function steering wheel

Overhead storage compartment with two 1-DIN standard slots

Dual passenger seat with additional storage

Manual air conditioning

Cargo Area

Cargo area anti-slip floor covering

Safety and Security

Park distance control in front and rear with sensor-based side protection

Lane change system

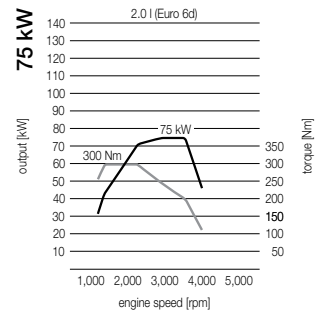
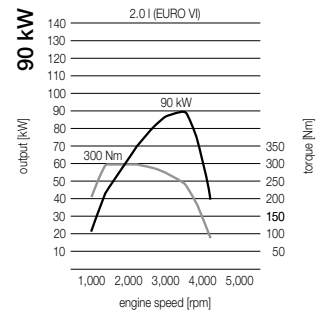
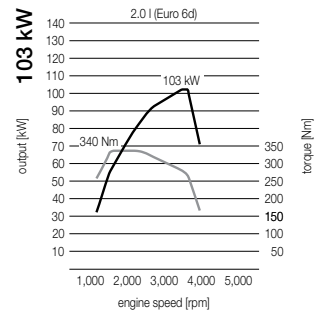
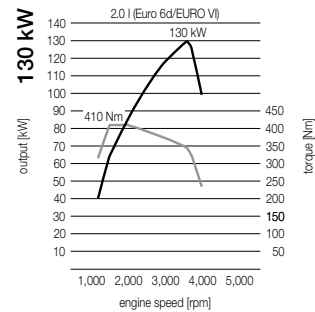
Exterior

Electrically heated and adjustable mirrors

Wheel caps with chrome emblem



DRIVELINE.

	2.0 litres 75 kW	2.0 litres 90 kW	2.0 litres 103 kW	2.0 litres 130 kW
Displacement [cm³]	1,968	1,968	1,968	1,968
Number of cylinders	4	4	4	4
max. power output [kW (PS)]	75 (102)	90 (122)	103 (140)	130 (177)
at speed [1/min]	3,000–3,500	3,250–3,500	3,500–3,600	3,600
max. torque [Nm]	300	300	340	410
at speed [1/min]	1,400–2,250	1,400–2,250	1,600–2,250	1,500–2,000
Exhaust-gas category	Euro 6d	Euro VI d	Euro 6d	Euro 6d / Euro VI d
Fuel type	Diesel as per DIN EN 590	Diesel as per DIN EN 590	Diesel as per DIN EN 590	Diesel as per DIN EN 590
Gearbox variant	6-speed manual gearbox	6-speed manual gearbox	6-speed manual gearbox 8-speed automatic gearbox¹	6-speed manual gearbox 8-speed automatic gearbox
Driveline	Front-wheel drive	Rear-wheel drive with single tyres Rear-wheel drive with twin tyres Rear-wheel drive with super-single tyres	Front-wheel drive All-wheel drive Rear-wheel drive with single tyres	Front-wheel drive All-wheel drive Rear-wheel drive with single tyres Rear-wheel drive with twin tyres
				

¹Only with front-wheel drive.

DIMENSIONS.

MAN TGE Panel van Standard with Normal roof

Technical drawings of the MAN TGE Panel van Standard with Normal roof showing front, side, rear, and top views with dimensions:

- Front view:** Width 2,040 (2,069) mm, Height 2,427 mm.
- Side view:** Wheelbase 3,640 mm, Total length 5,986 mm, Height 1,726 mm.
- Rear view:** Height 2,355 (2,390) mm.
- Top view:** Wheelbase 3,450 mm, Total length 1,832 mm, Height 1,380 (1,030) mm.

Load capacity [m³]	9.9 <sup>2</sup>
Lateral sliding door, width x height [mm]	1,311 x 1,587 <sup>3</sup>
Rear hinged doors, clear width x height [mm]	1,552 x 1,605 <sup>4</sup>
Load deck height at rear [mm]	570 <sup>5</sup> (720)
Clearance circle [m]	14.2

MAN TGE Panel van Standard with High roof

Technical drawings of the MAN TGE Panel van Standard with High roof showing front, side, rear, and top views with dimensions:

- Front view:** Width 2,040 (2,069) mm, Height 2,427 mm.
- Side view:** Wheelbase 3,640 mm, Total length 5,986 mm, Height 1,961 mm.
- Rear view:** Height 2,590 (2,625) mm.
- Top view:** Wheelbase 3,450 mm, Total length 1,832 mm, Height 1,380 (1,030) mm.

Load capacity [m³]	11.3 <sup>2</sup>
Lateral sliding door, width x height [mm]	1,311 x 1,822 <sup>3</sup>
Rear hinged doors, clear width x height [mm]	1,552 x 1,840 <sup>4</sup>
Load deck height at rear [mm]	570 <sup>5</sup> (720)
Clearance circle [m]	14.2

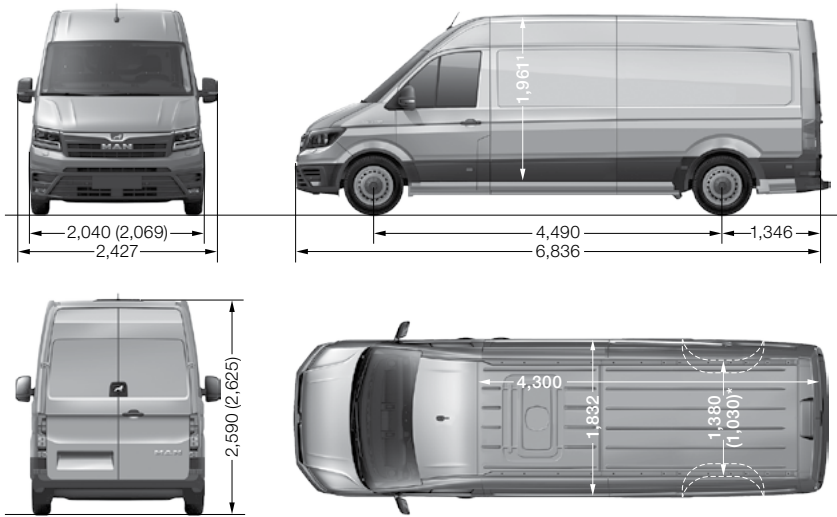
Figures for front-wheel drive shown above.  
Figures for 4x4 and rear-wheel drive with standard roof: ¹1,626/²9.3/³1,487/⁴1,505/⁵670.  
Figures for 4x4 and rear-wheel drive with high roof: ¹1,861/²10.7/³1,722/⁴1,740/⁵670.  
Figures in brackets: with twin tyres.  
¹1,283 with super single tyres.

All dimensions were measured on series-production vehicles. The heights stated here may vary by approx. ±40 mm depending on fittings. The vehicle drawings are not true to scale.  
Length of the vehicle floor including loading option below the partition: 3,450 mm. Length in the top area: 3,201 mm.



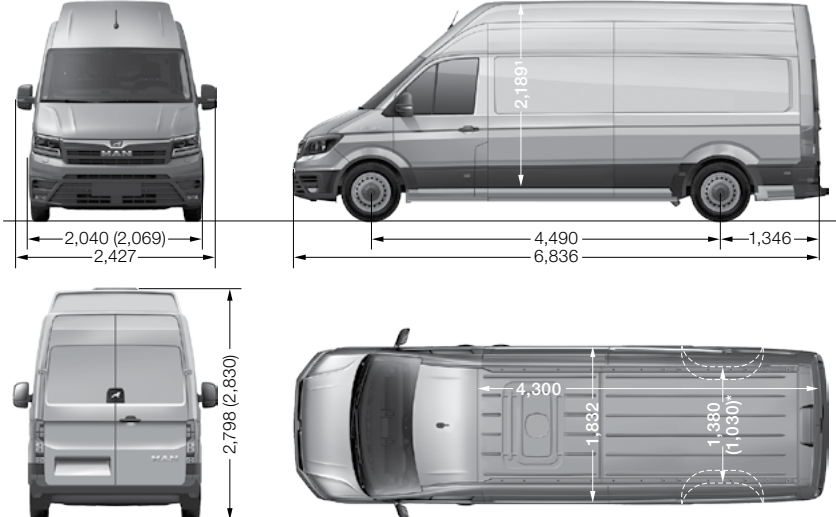
DIMENSIONS.

MAN TGE Panel van Long with High roof



Load capacity [m³]	14.4 <sup>2</sup>
Lateral sliding door, width x height [mm]	1,311 x 1,822 <sup>3</sup>
Rear hinged doors, clear width x height [mm]	1,552 x 1,840 <sup>4</sup>
Load deck height at rear [mm]	570 <sup>5</sup> (720)
Clearance circle [m]	17.0

MAN TGE Panel van Long with Super-high roof



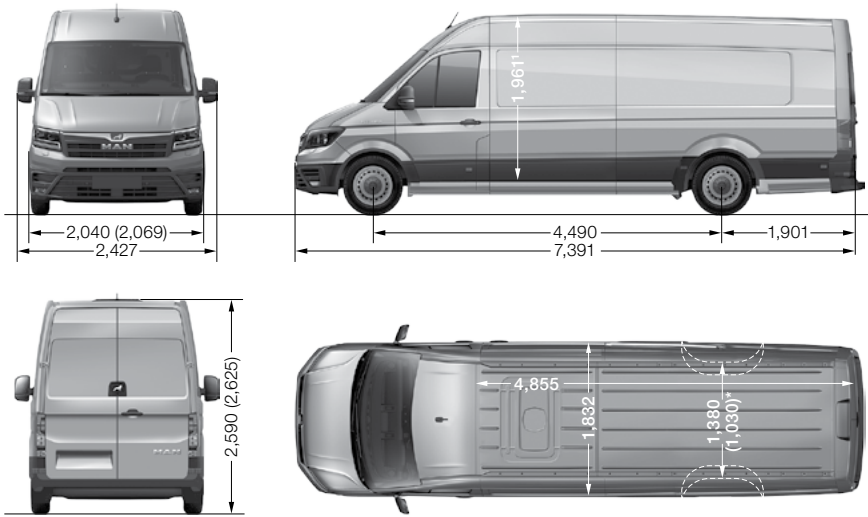
Load capacity [m³]	16.1 <sup>2</sup>
Lateral sliding door, width x height [mm]	1,311 x 1,822 <sup>3</sup>
Rear hinged doors, clear width x height [mm]	1,552 x 1,840 <sup>4</sup>
Load deck height at rear [mm]	570 <sup>5</sup> (720)
Clearance circle [m]	17.0

Figures for front-wheel drive shown above.  
Figures for 4x4 and rear-wheel drive with high roof: <sup>1</sup>1,861/<sup>2</sup>13.6/<sup>3</sup>1,722/<sup>4</sup>1,740/<sup>5</sup>670.  
Figures for 4x4 and rear-wheel drive with super-high roof: <sup>2</sup>2,089/<sup>2</sup>15.3/<sup>3</sup>1,722/<sup>4</sup>1,740/<sup>5</sup>670.  
Figures in brackets: with twin tyres.  
<sup>1</sup>1,283 with super single tyres.

All dimensions were measured on series-production vehicles. The heights stated here may vary by approx. ±40 mm depending on fittings. The vehicle drawings are not true to scale.  
Length of the vehicle floor including loading option below the partition: 4,300 mm. Length in the top area: 4,051 mm.

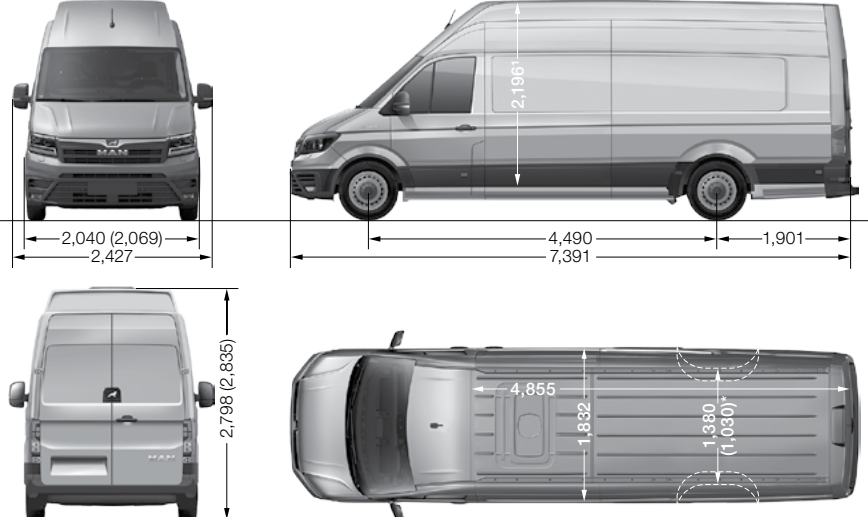
DIMENSIONS.

MAN TGE Panel van Extra long with High roof



Load capacity [m³]	16.4 <sup>2</sup>
Lateral sliding door, width x height [mm]	1,311 x 1,822 <sup>3</sup>
Rear hinged doors, clear width x height [mm]	1,552 x 1,840 <sup>4</sup>
Load deck height at rear [mm]	570 <sup>5</sup> (725)
Clearance circle [m]	17.0

MAN TGE Panel van Extra long with Super-high roof



Load capacity [m³]	18.4 <sup>2</sup>
Lateral sliding door, width x height [mm]	1,311 x 1,822 <sup>3</sup>
Rear hinged doors, clear width x height [mm]	1,552 x 1,840 <sup>4</sup>
Load deck height at rear [mm]	570 <sup>5</sup> (725)
Clearance circle [m]	17.0

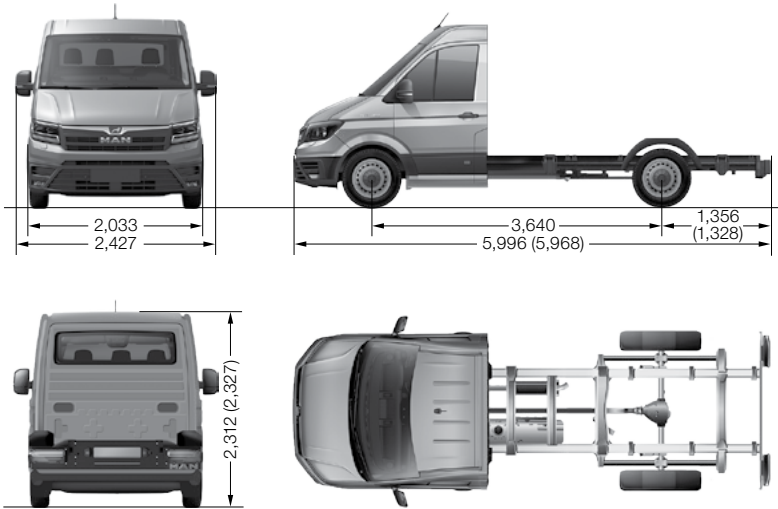
Figures for front-wheel drive shown above.  
Figures for 4x4 and rear-wheel drive with high roof: <sup>1</sup>1,861/<sup>2</sup>15.5/<sup>3</sup>1,722/<sup>4</sup>1,740/<sup>5</sup>670.  
Figures for 4x4 and rear-wheel drive with super-high roof: <sup>2</sup>2,096/<sup>2</sup>17.5/<sup>3</sup>1,722/<sup>4</sup>1,740/<sup>5</sup>670.  
Figures in brackets: with twin tyres.  
<sup>1</sup>1,283 with super single tyres.

All dimensions were measured on series-production vehicles. The heights stated here may vary by approx. ±40 mm depending on fittings. The vehicle drawings are not true to scale.  
Length of the vehicle floor including loading option below the partition: 4,855 mm. Length in the top area: 4,606 mm.



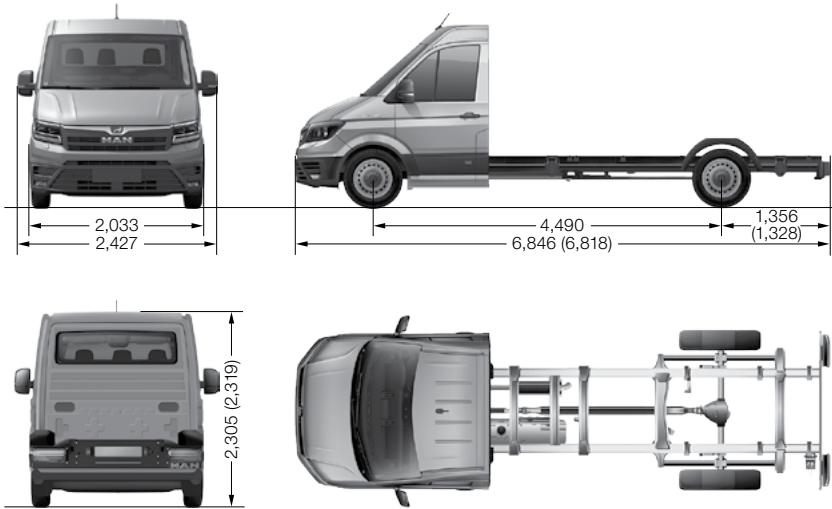
DIMENSIONS.

MAN TGE Chassis/Flatframe Cowl Standard with Single cab



Clearance circle [m] 14.2

MAN TGE Chassis/Flatframe Cowl Long with Single cab

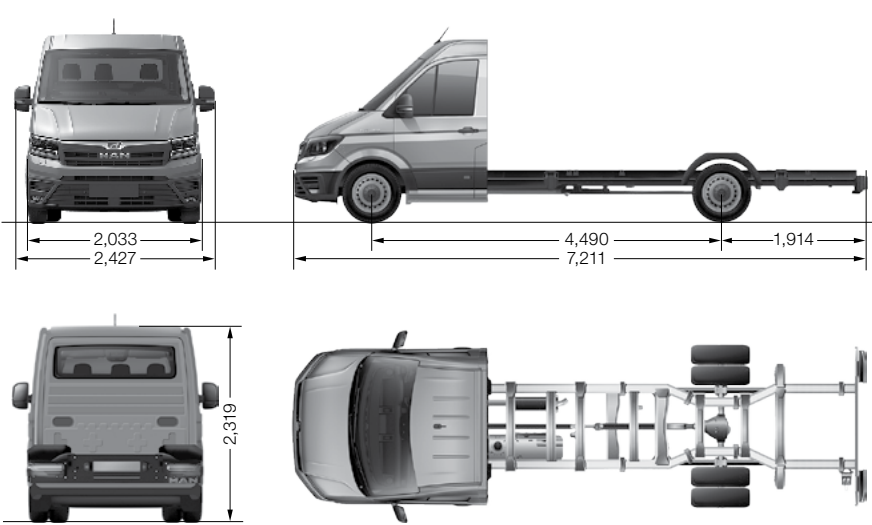


Clearance circle [m] 17.0

Figures in brackets: with twin tyres.  
All dimensions were measured on series-production vehicles. The heights stated here may vary by approx. ±40 mm depending on fittings. The vehicle drawings are not true to scale.

DIMENSIONS.

MAN TGE Chassis Extra long with Single cab



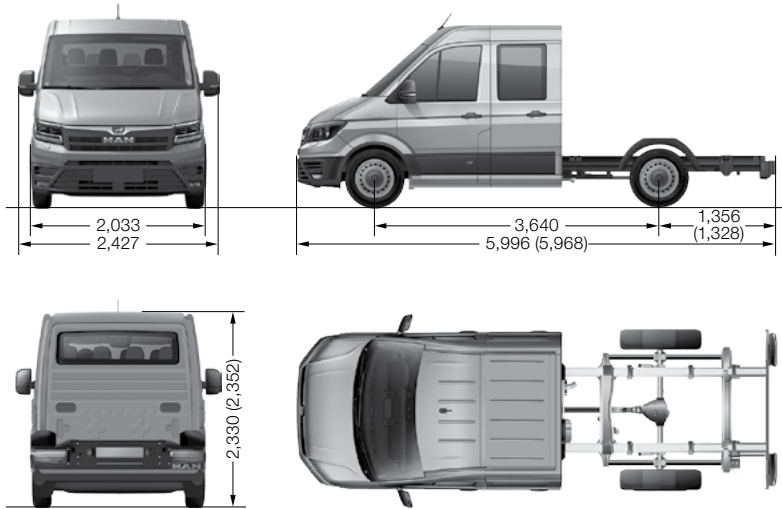
Clearance circle [m] 17.0

All dimensions were measured on series-production vehicles. The heights stated here may vary by approx. ±40 mm depending on fittings. The vehicle drawings are not true to scale.



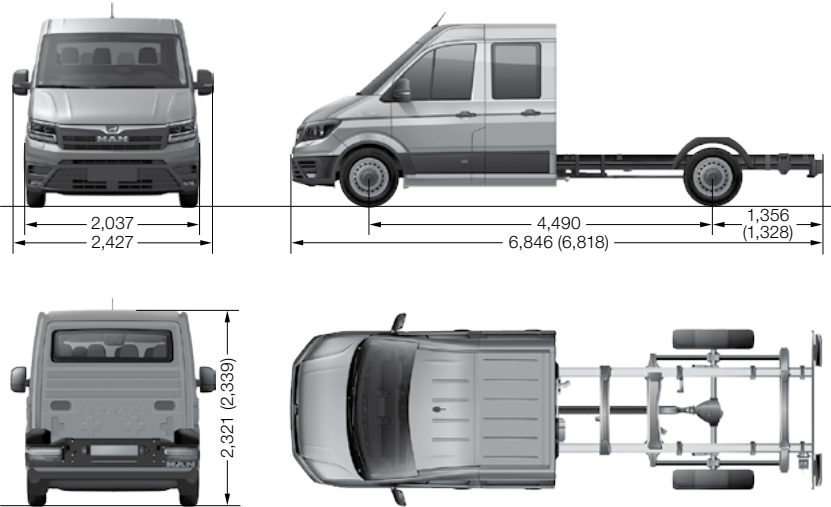
DIMENSIONS.

MAN TGE Chassis Standard with Crew cab



Clearance circle [m] 14.2

MAN TGE Chassis Long with Crew cab



Clearance circle [m] 17.0

Figures in brackets: with twin tyres.  
All dimensions were measured on series-production vehicles. The heights stated here may vary by approx. ±40 mm depending on fittings. The vehicle drawings are not true to scale.

WEIGHTS.

MAN TGE Panel van (LION XS)

Driveline	Permissible gross vehicle weight [kg]	Engine rating [kW (PS)]	Max. trailer load, braked, on 12 % gradient/ unbraked [kg]	Permissible max. gross train weight [kg]	Permissible axle load, front/rear [kg]	Standard		Long		Extra long	
						Unladen weight [kg]	Payload capacity [kg]	Unladen weight [kg]	Payload capacity [kg]	Unladen weight [kg]	Payload capacity [kg]
Front-wheel drive	3,000	75 (102)	2,500/750	5,500	1,800/2,100	2,236	764	–	–	–	–
		103 (140)	3,000/750	6,000	1,800/2,100	2,245	755	–	–	–	–
		130 (177)	3,000/750	6,000	1,800/2,100	2,254	746	–	–	–	–
Front-wheel drive	3,500	75 (102)	2,500/750	5,500	1,800*/2,100	2,236	1,264	2,339	1,161	2,407	1,093
		103 (140)	3,000/750	6,000	1,800*/2,100	2,245	1,255	2,349	1,151	2,416	1,084
		130 (177)	3,000/750	6,000	1,800*/2,100	2,254	1,246	2,357	1,143	2,425	1,075
All-wheel drive	3,500	103 (140)	3,000/750	6,000	1,800*/2,100	2,372	1,128	2,475	1,025	2,543	957
		130 (177)	3,000/750	6,000	1,800*/2,100	2,381	1,119	2,484	1,016	2,552	948
Rear-wheel drive	3,500	130 (177)	3,500/750	7,000	1,800*/2,250	2,314	1,186	2,426	1,074	–	–
Rear-wheel drive	5,000	90 (122)	3,500/750	7,500	2,200/3,500	2,521	2,479	2,637	2,363	2,705	2,295
		130 (177)	3,500/750	8,000	2,200/3,500	2,530	2,470	2,646	2,354	2,714	2,286
Rear-wheel drive	5,500	90 (122)	3,000/750	7,500	2,200/4,000	2,542	2,958	2,659	2,841	2,727	2,773
		130 (177)	3,500/750	8,000	2,200/4,000	2,551	2,949	2,668	2,832	2,736	2,764

Roof loads²

Model	Roof load [kg]
Normal roof	300
High roof	150
Super-high roof	0

Drawbar loads

at trailer load [kg]	Drawbar load [kg]	
	Front-wheel drive/All-wheel drive	Rear-wheel drive
2,500	100	-
3,000	120	140
3,500	–	140

\* Depending on equipment the permissible front axle load may rise to 2,100 kg. This may affect the minimum payload or the maximum payload capacity.  
² Only for Panel van.  
All weights on this page include high roof.  
For LION XC add 50 kg (standard); 62 kg (long); 69 kg (extra long). For LION XP add 77 kg (standard); 89 kg (long); 97 kg (extra long).



WEIGHTS.

MAN TGE Chassis with Single cab

Driveline	Permissible gross vehicle weight [kg]	Engine rating [kW (PS)]	Max. trailer load, braked, on 12 % gradient/ unbraked [kg]	Permissible max. gross train weight [kg]	Permissible axle load, front/rear [kg]	Standard		Long		Extra long	
						Unladen weight [kg]	Load capacity† [kg]	Unladen weight [kg]	Load capacity† [kg]	Unladen weight [kg]	Load capacity† [kg]
Front-wheel drive	3,500	75 (102)	2,500/750	5,500	1,800*/2,100	1,934	1,566	1,964	1,536	–	–
		103 (140)	3,000/750	6,000	1,800*/2,100	1,939	1,561	1,969	1,531	–	–
		130 (177)	3,000/750	6,000	1,800*/2,100	1,948	1,552	1,978	1,522	–	–
All-wheel drive	3,500	103 (140)	3,000/750	6,000	1,800*/2,100	2,066	1,434	2,096	1,404	–	–
		130 (177)	3,000/750	6,000	1,800*/2,100	2,075	1,425	2,105	1,395	–	–
Rear-wheel drive	3,500	90 (122)	3,000/750	6,500	1,800*/2,250	1,994	1,504	2,034	1,464	–	–
		103 (140)	3,000/750	6,500	1,800*/2,250	1,995	1,505	2,035	1,465	–	–
		130 (177)	3,500/750	7,000	1,800*/2,250	2,005	1,495	2,045	1,455	–	–
Rear-wheel drive	5,000	90 (122)	3,500/750	7,500	2,200/3,500	2,144	2,856	2,187	2,813	2,209	2,791
		130 (177)	3,500/750	8,000	2,200/3,500	2,153	2,847	2,197	2,803	2,212	2,788
Rear-wheel drive	5,500	90 (122)	3,500/750	7,500	2,200/4,000	2,166	3,334	2,209	3,291	2,224	3,276
		130 (177)	3,500/750	8,000	2,200/4,000	2,175	3,325	2,218	3,282	2,233	3,267

Drawbar loads

at trailer load [kg]	Drawbar load [kg]	
	Front-wheel drive/All-wheel drive	Rear-wheel drive
2,500	100	-
3,000	120	140
3,500	–	140

\* Depending on equipment the permissible front axle load may rise to 2,100 kg. This may affect the minimum payload or the maximum payload capacity.  
† Load capacity indicates bodywork and payload allowance combined.

WEIGHTS.

MAN TGE Flatframe Chassis Cowl

Driveline	Permissible gross vehicle weight [kg]	Engine rating [kW (PS)]	Max. trailer load, braked, on 12 % gradient/ unbraked [kg]	Permissible max. gross train weight [kg]	Permissible axle load, front/rear [kg]	Standard		Long		Extra long	
						Unladen weight [kg]	Load capacity† [kg]	Unladen weight [kg]	Load capacity† [kg]	Unladen weight [kg]	Load capacity† [kg]
Front-wheel drive	3,500	75 (102)	2,500/750	5,500	1,800*/2,100	1,769	1,731	1,786	1,714	–	–
		103 (140)	3,000/750	6,000	1,800*/2,100	1,769	1,731	1,786	1,714	–	–
		130 (177)	3,000/750	6,000	1,800*/2,100	1,778	1,722	1,795	1,705	–	–

Drawbar loads

at trailer load [kg]	Drawbar load [kg]	
	Front-wheel drive/All-wheel drive	Rear-wheel drive
2,500	100	-
3,000	120	140
3,500	–	140

\* Depending on equipment the permissible front axle load may rise to 2,100 kg. This may affect the minimum payload or the maximum payload capacity.  
† Load capacity indicates bodywork and payload allowance combined.



WEIGHTS.

MAN TGE Chassis with Crew cab									
Driveline	Permissible gross vehicle weight [kg]	Engine rating [kW (PS)]	Max. trailer load, braked, on 12 % gradient/ unbraked [kg]	Permissible max. gross train weight [kg]	Permissible axle load, front/ rear [kg]	Standard		Long	
						Unladen weight [kg]	Load capacity² [kg]	Unladen weight [kg]	Load capacity² [kg]
Front-wheel drive	3,500	75 (102)	2,500/750	5,500	1,800¹/2,100	2,108	1,392	2,149	1,351
		103 (140)	3,000/750	6,000	1,800¹/2,100	2,114	1,386	2,154	1,346
		130 (177)	3,000/750	6,000	1,800¹/2,100	2,123	1,377	2,163	1,337
All-wheel drive	3,500	103 (140)	3,000/750	6,000	1,800¹/2,100	2,241	1,259	2,281	1,219
		130 (177)	3,000/750	6,000	1,800¹/2,100	2,250	1,250	2,290	1,210
Rear-wheel drive	3,500	90 (122)	3,000/750	6,500	1,800¹/2,250	2,170	1,330	2,220	1,280
		103 (140)	3,000/750	7,500	1,800¹/2,250	2,170	1,330	2,220	1,280
		130 (177)	3,500/750	7,000	1,800¹/2,250	2,180	1,320	2,230	1,270
Rear-wheel drive	5,000	90 (122)	3,500/750	7,500	2,200/3,500	2,294	2,706	2,342	2,658
		130 (177)	3,500/750	8,000	2,200/3,500	2,303	2,697	2,351	2,649
Rear-wheel drive	5,500	90 (122)	3,500/750	7,500	2,200/4,000	-	-	2,364	3,136
		130 (177)	3,500/750	8,000	2,200/4,000	-	-	2,373	3,127
Drawbar loads									
at trailer load [kg]		Drawbar load [kg]							
		Front-wheel drive/All-wheel drive	Rear-wheel drive						
2,500		100	-						
3,000		120	140						
3,500		–	140						

1 Depending on equipment the permissible front axle load may rise to 2,100 kg. This may affect the minimum payload or the maximum payload capacity.  
2 Load capacity indicates bodywork and payload allowance combined.

MAN TGE MANUFACTURER OPTION PRICES.

V Code	Description	Panel Van (LION XS)	Panel Van (LION XC)	Panel Van (LION XP)	Single Cab Chassis	Flatframe Cowl	Crew Cab Chassis	RRP [£]
Packages								
639IH	Passive safety package	O	O	O	O	-	O	£1,517
639IG	Active safety package	O	O	O	-	-	-	£2,475
639IQ	Lights & Vision package	O	O	O	O	O	O	£553
639JO	Comfort package	O	O	O	O	O	O	£519
639JP	Comfort package Plus	O	O	O	O	O	O	£1,244
639IC	Winter package	O	O	O	O	O	O	£1,118
639IL	Tipper preparation package	-	-	-	O	-	O	£1,136
639II	Driver assistance systems package for distrbutor	O	O	S	-	-	-	£1,513
639IJ	Loading compartment package for distributor	O	O	O	-	-	-	£1,188
639HP	MAN Media Van Business Navigation with 4 speakers	O	-	S	O	O	O	£1,258
Interior Trim								
638DC	Gray Mesh-MAN Black / Titanium Black-Palladium / Pearl Gray	O	O	O	O	O	O	£0
638DA	Palladium-Titanium Black / Titanium Black-Palladium / Pearl Gray	O	O	O	O	O	O	£0
638DB	Titanium Black / Titanium Black-Palladium / Pearl Gray	O	O	O	O	O	O	£0
634WD	Robust seat trim covers in fabric “Marathon“	O	O	O	O	O	O	£142
634WA	Seat trim covers in leatherette “Mesh“	O	O	O	O	O	O	£58
630EM	Overhead storage compartment with two 1-DIN slots and reading light	O	S	S	O	O	O	£149
Airbags								
630EC	Driver and front passenger airbag with front passenger airbag deactivation	O	O	O	O	O	O	£206
643FC	Side and curtain airbag for driver	O	O	O	O	-	O	£830
634FB	Side and curtain airbags for driver and front passenger	O	O	O	O	-	O	£939

O = Optional  
- = Not Available  
This list details most common options and is subject to change without prior notice.  
NB. Some options may not be compatible with others, and some are only available in combinaton with others. If in doubt, refer to your individual configuration.



MAN TGE MANUFACTURER OPTION PRICES.

V Code	Description	Panel Van (LION XS)	Panel Van (LION XC)	Panel Van (LION XP)	Single Cab Chassis	Flatframe Cowl	Crew Cab Chassis	RRP [£]
	Paint							
638EA	Candy White	O	O	O	O	O	O	£0
638EG	Cherry Red	O	O	O	O	O	O	£0
638EE	Deep Ocean	O	O	O	O	O	O	£0
638EB	Luminous Orange	O	O	O	O	O	O	£0
638EC	Ontario Green	O	O	O	O	O	O	£0
638ED	Indium Gray Metallic	O	O	O	O	O	O	£1,223
638EH	Reflex Silver Metallic	O	O	O	O	O	O	£1,223
638EF	Deep Black Pearlescent	O	O	O	O	O	O	£1,320
	Anti-Theft Protection							
631EC	Anti-theft alarm system with backup horn, interior monitoring, and towing protection (for TGE with partition)	O	O	O	O	-	O	£526
	Electrical System							
634MC	Three 12-V outlets in the cab	O	O	O	O	O	O	£64
635FL	12-V outlet in load compartment	O	O	O	-	-	-	£64
631FG	Battery master switch	O	O	O	O	O	O	£110
630PC	Battery with increased capacity	O	O	O	O	O	O	£44
630PF	AGM battery and alternator	O	O	O	O	O	O	£115
637QC	Second battery with cutoff relay (wet cell battery)	O	O	O	O	O	O	£338
630QD	Second battery with cutoff relay and battery monitoring (AGM battery)	O	O	O	O	O	O	£372
630QE	Second battery with cutoff relay and battery monitoring (wet cell battery)	O	O	O	O	O	O	£372
630PE	AGM battery and alternator with increased capacity	O	O	O	O	O	O	£309

O = Optional  
- = Not Available  
This list details most common options and is subject to change without prior notice.  
NB. Some options may not be compatible with others, and some are only available in combinaton with others. If in doubt, refer to your individual configuration.

MAN TGE MANUFACTURER OPTION PRICES.

V Code	Description	Panel Van (LION XS)	Panel Van (LION XC)	Panel Van (LION XP)	Single Cab Chassis	Flatframe Cowl	Crew Cab Chassis	RRP [£]
	Driver Assistance Systems							
631LC	Top speed limited to max. 100 km/h (cannot be deactivated)	O	O	O	O	O	O	£115
631LD	Top speed limited to max. 120 km/h (cannot be deactivated)	O	O	O	O	O	O	£115
631LB	Top speed limited to max. 90 km/h (cannot be deactivated) Standard on vehicles >3.5 tonnes	O	O	O	O	O	O	£115
631RB	Cruise control system with speed limiter	S	S	S	S	S	S	£290
631RC	Adaptive Cruise Control ACC up to 160 km/h, incl. speed limiter	O	O	O	O	O	O	£988
631RE	Speed limiter (can be adjusted by the driver)	O	O	O	O	O	O	£164
631RD	Adaptive Cruise Control ("Follow-to-Stop") with Speed Limiter & Fatigue Detection (automatic gearbox only)	O	O	O	O	O	O	£988
632RL	Driver Alert System	O	O	O	O	O	O	£19
632NL	High-beam control Light Assist	O	O	O	O	O	O	£185
635EC	Lane change system Side Assist	O	O	S	-	-	-	£339
635EB	Active Lange Guard Assist	O	O	O	O	O	O	£434
632JB	Dynamic Road Sign Display	O	O	O	O	O	O	£264
635ED	Lane keeping system Lane Assist and lane change system Side Assist	O	O	O	-	-	-	£773
631EO	Park Assist and park distance control in front and rear with active side protection	O	O	O	-	-	-	£1,050
631EK	Park distance control in front and rear	O	O	O	-	-	-	£577
631EN	Park distance control in front and rear with active side protection	O	O	S	-	-	-	£915
632KM	Preparation for rear view camera system (1 x camera input only)	O	S	-	O	O	O	£35
632KN	Rear view camera system	O	O	S	-	-	-	£239
639HZ	Trailer Assist Package	O	O	O	-	-	-	£947
631EP	Trailer Assist and park distance control in front and rear with active side protection	O	O	O	-	-	-	£1,129
631EQ	Trailer Assist, Park Assist, and park distance control in front and rear with active side protection	O	O	O	-	-	-	£1,294
630BO	Hill start assist/hill descent control (AWD only)	O	S	S	O	O	-	£79
634EB	Pan-European-eCall 3-button-module	O	S	S	O	-	O	£101

O = Optional  
- = Not Available  
This list details most common options and is subject to change without prior notice.  
NB. Some options may not be compatible with others, and some are only available in combinaton with others. If in doubt, refer to your individual configuration.



MAN TGE MANUFACTURER OPTION PRICES.

V Code	Description	Panel Van (LION XS)	Panel Van (LION XC)	Panel Van (LION XP)	Single Cab Chassis	Flatframe Cowl	Crew Cab Chassis	RRP [£]
	<b>Seating</b>							
634RE	Comfort seat "Plus" on the right	O	O	O	O	O	O	£87
634RK	Suspended seat ergoComfort in cab in the right	O	O	O	O	O	O	£340
634RJ	Suspended seat ergoActive in cab, front right	O	O	O	O	O	O	£418
634PD	Comfort seat on the left	O	O	O	O	O	O	-£44
634PE	Comfort seat "Plus" on the left	O	O	O	O	O	O	£43
634PK	Suspended seat ergoComfort in cab, on the left	O	O	O	O	O	O	£215
634PJ	Suspended seat ergoActive in cab, on the left	O	O	O	O	O	O	£293
634PH	2-seater front passenger bench on the left, with folding table	O	O	S	O	O	O	£78
634YC	Seat heater, left and right, separately controllable	O	O	O	O	O	O	£343
	<b>Lighting and Vision</b>							
637NL	Heat-insulating windshield made of laminated glass, heated	O	O	O	O	O	O	£244
639HE	Windshield wiper intermittent control with rain sensor and automatic headlamp activation	O	O	O	O	O	O	£226
635KB	Headlamp washer system and washer fluid level indicator, heated washer nozzles	O	O	O	O	O	O	£344
632BC	LED headlamps with separate LED daytime running lights	O	O	O	O	O	O	£962
633EH	Front fog lamps with cornering light	O	O	O	O	O	O	£239
630GB	Exterior mirrors, power-adjustable and heated	O	S	-	O	O	O	£149
630GC	Exterior mirrors, power-adjustable, heated and folding	O	O	S	O	-	O	£287
631BS	Roof turn signals in rear, right and left	O	O	O	-	-	-	£138
634KB	Tail lamp assemblies with longer cable (cable length +1.5 m)	-	-	-	O	-	O	£39
635AC	Side marker lamps	S	S	S	S	-	S	£88
633HB	Front position lamps on the roof	O	O	O	S	S	S	£55

O = Optional  
- = Not Available  
This list details most common options and is subject to change without prior notice.  
NB. Some options may not be compatible with others, and some are only available in combinaton with others. If in doubt, refer to your individual configuration.

MAN TGE MANUFACTURER OPTION PRICES.

V Code	Description	Panel Van (LION XS)	Panel Van (LION XC)	Panel Van (LION XP)	Single Cab Chassis	Flatframe Cowl	Crew Cab Chassis	RRP [£]
	<b>Steering, Suspension and Axles</b>							
632OC	Multi-function steering wheel	O	S	S	O	O	O	£251
632OD	Leather multi-function steering wheel (3-spoke), with heating	O	O	O	O	O	O	£525
631BD	Heavy-duty suspension and shock absorption	O	O	O	-	-	-	£167
631BH	Reinforced suspension and shock absorption and reinforced stabilisation	O	O	O	-	-	-	£271
631BF	Standard suspension and shock absorption and reinforced stabilisation	O	O	O	O	-	O	£104
631CL	Differential lock (AWD models only)	O	S	S	O	O	O	£584
637IB	Uprated front axle	O	O	O	O	O	O	£270
	<b>Radio / Navigation</b>							
637CL	DAB+ for Media Van (Standard with Media Van Business, not avaiabel with Radio Van)	O	S	S	O	O	O	£172
639KI	MAN Radio Van with 4 speakers	O	-	-	O	O	O	£55
639H5	MAN Media Van with 4 speakers	O	S	-	O	O	O	£293
639KK	MAN Media Van with 6 speakers	O	-	-	O	O	O	£348
639H1	MAN Media Van Business with 4 speakers	O	-	-	O	O	O	£674
639KJ	MAN Media Van Business with 6 speakers	O	-	-	O	O	O	£728
639HP	MAN Media Van Business Navigation with 4 speakers	O	-	S	O	O	O	£1,258
639KN	MAN Media Van Business Navigation with 6 speakers	O	-	-	O	O	O	£1,311
	<b>Heating / Ventilation</b>							
639HM	Air conditioning system Climatic	O	O	S	O	O	O	£1,520
639HN	Air conditioning system Climatronic	O	O	O	-	O	-	£2,241
637UF	Electric auxiliary heater	O	O	O	O	O	O	£555
637UE	Programmable air parking heater and auxiliary water heater, with radio remote control	O	O	O	O	-	O	£2,108
637UC	Programmable air parking heater, with radio remote control	O	O	O	O	-	O	£1,384
637UA	Programmable air parking heater, with radio remote control auxiliary heater	O	O	O	O	-	O	£1,933
637UB	Auxiliary water heater with programmable parking heater function and radio remote control	O	O	O	O	O	O	£971

O = Optional  
- = Not Available  
This list details most common options and is subject to change without prior notice.  
NB. Some options may not be compatible with others, and some are only available in combinaton with others. If in doubt, refer to your individual configuration.



MAN TGE MANUFACTURER OPTION PRICES.

V Code	Description	Panel Van (LION XS)	Panel Van (LION XC)	Panel Van (LION XP)	Single Cab Chassis	Flatframe Cowl	Crew Cab Chassis	RRP [£]
	Instrumentation							
633RK	Tyre Pressure Monitoring System	O	O	O	O	O	O	£343
631HC	Digital tachograph (requires additional dashboard components)	O	O	O	O	-	O	£675
631HB	Preparation for tachograph with preparation for accident data recorder	O	O	O	O	-	O	£354
	Bulkhead Partition and Sliding Doors							
637BD	Partition, with fixed window	O	O	O	-	-	-	£74
637BE	Partition, with sliding window	O	O	O	-	-	-	£297
637BG	Partition, with trim panel	O	O	O	-	-	-	£206
637BF	Partition, with trim panel and fixed window	O	O	O	-	-	-	£287
637BI	Partition, with trim and sliding window	O	O	O	-	-	-	£482
635RB	Left sliding door in load compartment, with interlock for certain opening positions	O	O	O	-	-	-	£332
635TC	Right sliding door in load compartment	O	O	O	-	-	-	£604
635TB	Right sliding door in load compartment, with interlock for certain opening positions	O	O	O	-	-	-	£686
635RA	Without left sliding door in load compartment (closed side panel)	O	O	O	-	-	-	£0
635TA	Without right sliding door in load compartment (closed side panel)	S	S	S	-	-	-	£0
	Body / Chassis							
631DR	Step in rear, extending over complete width	O	O	O	-	-	-	£127
631DT	Step in rear, extending over half width (when tow coupling is fitted)	O	O	O	-	-	-	£103
637FL	1 chock	O	O	O	O	-	O	£21
637FM	2 chocks	O	O	O	O	-	O	£42
635LC	Mud flaps in front and rear	O	O	O	O	-	O	£116
635LD	Mud flap in front	O	O	O	O	O	O	£58
635LB	Mud flap in rear	O	O	O	O	-	O	£58
637FB	Rear under-run protection	-	-	O	-	-	O	£112
637FC	Rear and side under-run protection	-	-	O	-	-	O	£274
637FD	Side under-run protection	-	-	O	-	-	O	£162

O = Optional  
- = Not Available  
This list details most common options and is subject to change without prior notice.  
NB. Some options may not be compatible with others, and some are only available in combinaton with others. If in doubt, refer to your individual configuration.















MAN TGE MANUFACTURER OPTION PRICES.

V Code	Description	Panel Van (LION XS)	Panel Van (LION XC)	Panel Van (LION XP)	Single Cab Chassis	Flatframe Cowl	Crew Cab Chassis	RRP [£]
	Bodybuilder Preparation							
631JK	Bodybuilder Module	O	O	O	O	O	O	£270
631JE	Bodybuilder Module with telematics preperation	O	O	O	O	O	O	£532
630WS	Tail lift preparation, electrical	O	O	O	O	-	O	£101
630WT	Tail lift preparation, mechanical and electrical	O	O	O	O	-	O	£200
631DB	Speed control	O	O	O	O	O	O	£141
631DC	Variable electronic speed governor	O	O	O	O	O	O	£141
631BT	Preparation for roof turn signals	-	-	-	O	-	O	£39
631VC	Preparation for center high-mounted stop lamp	-	-	-	O	O	O	£24
634CM	Preparation for rotating beacons	O	O	O	O	O	O	£41
634KD	Preparation for LED tail lamp assemblies with longer cable (cable length +1.5 m)	-	-	-	O	-	O	£39
634KE	Preparation for tail lamp assemblies with longer cable (cable length +1.5 m)	-	-	-	O	-	O	£39
635HB	Engine start plus remote start function	O	O	O	O	-	O	£35
	Trailer Hitches							
630DD	Trailer hitch preparation (incl. trailer stabilisation) with wiring harness, outlet, and control unit	O	O	O	O	-	O	£213
630DB	Rigid trailer hitch (incl. trailer stabilisation)	O	O	O	O	-	O	£629
630DC	Removable and lockable trailer hitch (incl. trailer stabilisation)	O	O	O	O	-	O	£784
630DE	Trailer hitch preparation (incl. trailer stablilization) with wiring harness, outlet, control unit and towing bracket	O	O	O	O	-	O	£521
	Wheels and Tyres							
633KB	Hub cap with chrome emblem	O	O	S	O	O	O	£21
633YK	All-season tyres	O	O	O	O	O	O	£195
639HT	Alloy wheels 6.5J x 17	O	O	-	O	O	O	£1,198
630BB	Lockable wheel bolts (for steel and alloys wheels)	O	O	O	O	O	O	£28

O = Optional  
- = Not Available  
This list details most common options and is subject to change without prior notice.  
NB. Some options may not be compatible with others, and some are only available in combinaton with others. If in doubt, refer to your individual configuration.










TYRE LABEL.

MAN TGE							
Summer tyres	Size	Tyre Class	Fuel Efficiency	Wet Grip	External rolling noise	Snow Grip	Ice Grip
	205/75 R 16 C 113/111	C2	B	A	 – 	-	-
	235/65 R 16 C 115/113	C2	B	A - B	 – 	-	-
	235/65 R 16 C 121/119	C2	B	A		-	-
	235/60 R 17 C 117/115	C2	B	A		-	-
All-season tyres	Size	Tyre Class	Fuel Efficiency	Wet Grip	External rolling noise	Snow Grip	Ice Grip
	205/75 R 16 C 113/111	C2	B - C	A - B			-
	235/65 R 16 C 115/113	C2	B	A			-
	235/65 R 16 C 121/119	C2	B	A			-
	285/55 R 16 C 126/124	C3	D	A			-

TYRE LABEL.


MAN TGE

Winter tyres	Size	Tyre Class	Fuel Efficiency	Wet Grip	External rolling noise	Snow Grip	Ice Grip
	205/75 R 16 C 113/111	C2	E	B	 – 		-
	235/65 R 16 C 115/113	C2	C - E	B	 – 		-
	235/65 R 16 C 121/119	C2	C	B			-
	205/70 R 17 C 115/113	C2	C	B			-




Rolling resistance / Fuel efficiency – The fuel efficiency class of the tyres varies depending on the rolling resistance between


- A are the most efficient tyres and save fuel
- E are the least efficient tyres and consume most fuel




Wet grip – the wet grip class informs about the braking characteristics in wet weather conditions and ranges from A (greatest security) to E (lowest security).



External rolling noise – a quieter tyre increases the driving comfort and relieves the environment by reducing noise emission. The rolling noise of the tyres is measured in decibels (DB) and divided in three levels.



Snow grip – tyres marked with this characteristic are suitable for use in extreme snow conditions. Only tyres with this illustration on the tyre label or the tyre edge are permissible winter tyres.



Ice grip – tyres marked with this characteristic are designed for road surfaces covered with ice or snow. This specification is only available if the tyre can show this property.

Detailed information on tyre labeling can be obtained from the configuration of the vehicle and on the quote/tender. Your MAN Service Partner is happy to answer any questions and give detailed information. Further information on tyre marking can be found on the Commission's website: [tyres | EU Commission \(europe.eu\)](#)

The actual fuel savings and traffic safety depend on the own personal driving style:

- The fuel consumption can be significantly reduced by environmentally friendly driving.
- To improve fuel efficiency and wet adhesion, the tyre pressure must be checked regularly.
- The stopping distance must always be considered. Ice tyres are designed for road surfaces with ice layer or roads covered in snow and should only be used in very difficult weather conditions (e.g. low temperatures).

The use of ice tyres within less difficult weather conditions (for example, wet or warmer temperatures) can lead to suboptimal performance, especially with regard to wet grip, handling and wear.

It is not possible to order a specific make of tire for logistical and production reasons.



# PAINT FINISHES.

**Your new MAN TGE is like a business card on wheels:**

Whether solid-colour, metallic, pearl effect or special paint finish, you can now show your true colours and make a great impression.

- 1 Ontario Green
- 2 Deep Ocean Blue
- 3 Candy White
- 4 Indium Grey metallic
- 5 Neon Orange
- 6 Deep Black pearl effect
- 7 Cherry Red
- 8 Reflex Silver metallic

And if Candy White still isn't sweet enough for you, or Deep Black a little too bright, we offer over 110 other paint finishes for you to choose from.





NOTES.

Unladen vehicle weights listed here include 75 kg for the driver and all operating fluids and fuel tank at 90% full, and are subject to manufacturing tolerance of +/- 2.5%. The unladen weights are calculated using standard UK specification, and in case of panel vans show high roof. Equipment or equipment lines may affect the unladen weight. Contact your MAN dealer for a specific vehicle weight based on your exact configuration required. A vehicle's actual payload, which results from calculating the difference between the gross vehicle weight and the unladen weight can only be determined by weighing the individual vehicle.

Engines are fitted with a multi-step exhaust gas after-treatment system (diesel particulate system and SCR catalytic converter). The SCR catalytic converter (Selective Catalytic Reduction) selectively converts nitrogen oxide (NO<sub>x</sub>) exhaust components into diatomic nitrogen (N<sub>2</sub>) and water (H<sub>2</sub>O). The conversion is carried out with the help of a synthetically-produced, water-based urea solution such as AdBlue® (ISO 22241-1/AUS 32), which is stored in an auxiliary tank. Depending on the vehicle, the customer must also refill the AdBlue® independently or have it refilled at the MAN Service-Partner between service intervals.

Please note that some optional extras are bound to specific combinations and/or cannot be combined and may be subject to certain legal requirements. MAN will explicitly not be held liable for the improper use of such optional equipment. Certain optional extras may lead to longer delivery periods.

The vehicles illustrated in this document may include optional equipment at extra charge.

**We reserve the right to alter specification and price without prior notice.**

NOTES.



**MAN Truck & Bus UK Ltd.,**  
Frankland Road, Blagrove,  
Swindon. Wiltshire SN5 8YU  
[www.mantruckandbus.co.uk](http://www.mantruckandbus.co.uk)

Ref: MAN TGE Van Technical Price and Data /09  
Issue Date: September 2021  
Subject to modifications in the course of progress.