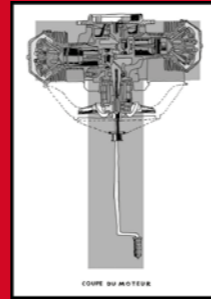




NEW  
**CITROËN e-RELAY 100% ELECTRIC**  
**AND CITROËN RELAY**



During the 90s Le Tone had a major hit, "Joli Dragon", and devoted himself to music for 15 years before progressively moving towards illustrative art. Since 2011 his creations have been exhibited in famous places such as the Pompidou centre. An admirer of artists who know how to make the best use of colour, Le Tone confesses to having a weakness for black and white, which he uses to tell simple stories by using felt pen drawings in notebooks.

## 1951

Innovative, light, tough and economical, the 2CV Mini-van has always been a much-loved classic. Between 1951 and 1978 over 1.2 million were made, and they remain highly collectable today.



## 2020

Citroën launches ë-Dispatch 100% electric. Amongst several major competitive advantages, it boasts a range of up to 211 miles (WLTP standard) and fast charging to 80% in only 30 minutes, unrivalled in its segment. These are just two of many reasons that immediately make it a benchmark for professionals.



### 1934

Citroën revolutionises the automotive landscape with the Traction Avant. The famous name relates to its ground breaking front wheel drive engineering.



### 1939

Citroën launches the 'TUB', a supremely practical modern design with a sliding side door: its successor is the famous Type H, above, launched in 1948.



### 1948

The much-loved 2CV is created as a "safe and economical vehicle, able to carry 4 people on-board and 50 kg of luggage". More than 5 million are made.



### 1955

Unveiled to a stunned public at the 1955 Paris Motor Show, the DS takes futuristic design to new heights. Its stunning aerodynamic shape, created by Flaminio Bertone, earns it the nickname 'flying saucer'.



### 1968

It's a golden age for light and agile vehicles like the Ami 6, Dyane and Mehari, a unique design for all roads and multi-purpose use.



### 1970

The modern looks and neat style of GS will see it remain one of the most aerodynamic and comfortable vehicles on the market for years to come. Equipped with a flat 4-cylinder engine and hydropneumatic suspension, this hatchback will go on to sell around 2.5 million units.

Discover the models that make up Citroën's extraordinary history, from 1919 to the present day.



CITROËN BERLINGO VAN



CITROËN DISPATCH  
AVAILABLE IN 100% ÉLECTRIC 

## COMMERCIAL VEHICLE RANGE

*From the busy city centre to the open road, every trip will be comfortable and stress-free. Citroën design and engineering keeps it that way.*



CITROËN RELAY  
AVAILABLE IN 100% ÉLECTRIC 

# NEW CITROËN É-RELAY 100% ÉLECTRIC AND CITROËN RELAY



# EIGHT KEY ADVANTAGES

## NEW CITROËN E-RELAY 100% ELECTRIC AND CITROËN RELAY

The Citroën Relay range is now available in a 100% electric version.

PAGES 10-11

## A COMPLETE RANGE

Seven configurable body types to suit every requirement.

PAGES 18-19

## ENTERPRISE, DRIVER AND WORKER VERSIONS

3 versions to choose from to suit your trade.

PAGES 20-23



## LOAD CAPACITY

Load capacity of up to 17 m<sup>3</sup>.

PAGES 24-25

## BEST-IN-CLASS USEABLE WIDTH

1.42 m between the wheel arches and a load width of 1.87 m.

PAGE 24

## SLIDING SIDE DOORS

Up to 1.25 m wide.

PAGE 25

## LOADING SILL

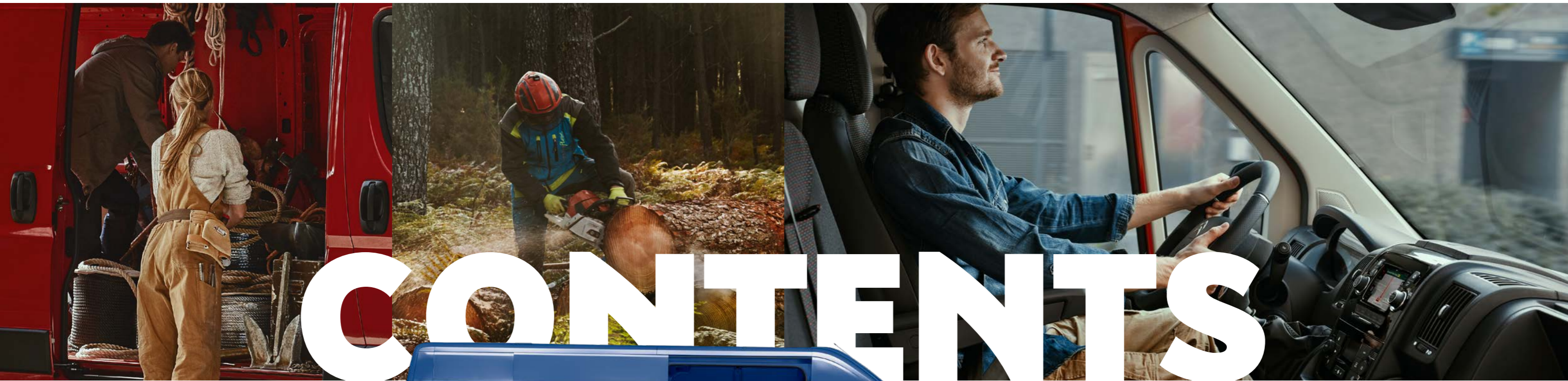
With the optional rear pneumatic suspension, the loading sill can be lowered or raised.

PAGE 25

## 5-INCH TOUCHSCREEN

Integrate your mobile devices seamlessly for a more intuitive driving experience.

PAGES 32-33



# CONTENTS



- P. 16 **DESIGN**
- P. 26 **CITROËN ADVANCED COMFORT®**
- P. 32 **TECHNOLOGY**
- P. 42 **MAIN EQUIPMENT**

# ELECTRIC OR DIESEL

New Citroën ë-Relay 100% electric and Citroën Relay offer the same features in terms of dimensions, volume, load capacity and driver assistance technologies. In town, New Citroën ë-Relay easily accesses increasingly common low-emissions zones. The wide range of options lets you choose the vehicle which matches your business perfectly.

120 TO 140 HP  
ENGINE

6-SPEED  
MANUAL GEARBOX

FROM 221 G  
OF CO<sub>2</sub>/KM

COMBINED CONSUMPTION  
FROM 25.5 MPG\*

WITH A 70-KWH BATTERY, A RANGE  
OF 139 MILES AT 62 MPH WLTP\*\*  
WITH A PAYLOAD OF UP TO 1150 KG

WITH A 37-KWH BATTERY, A RANGE  
OF 73 MILES AT 62 MPH WLTP\*\*  
WITH A PAYLOAD OF 1070 KG

90 KW (120 HP)  
MOTOR

RAPID CHARGING  
UP TO 80% IN  
1 HOUR\*\*\*

Ë-RELAY 100% ÉLECTRIC  
CAN BE DRIVEN WITH A  
CATEGORY B DRIVING LICENCE

\*In the combined cycle, WLTP standard. \*\*Provisional WLTP range TBC. \*\*\*Rapid (DC) Charging 50kW.



The Citroën ë-Relay is a vehicle converted by our partner BEDEO.



WITH A 70-KWH BATTERY, A RANGE OF UP TO 139 MILES AT 62 MPH WLTP\* WITH A PAYLOAD OF UP TO 1150 KG

WITH A 37-KWH BATTERY, A RANGE OF UP TO 73 MILES AT 62 MPH WLTP\* WITH A PAYLOAD OF 1070 KG

**90 KW (120 HP) MOTOR**

RAPID CHARGING UP TO **80% IN 1 HOUR\*\***

È-RELAY 100% ÈLECTRIC CAN BE DRIVEN WITH A CATEGORY B DRIVING LICENCE

\* Provisional WLTP range  
\*\* Rapid (DC) Charging 50kW



# ELECTRIC MOTOR

The instantly-available torque creates a smooth, jolt-free driving experience that every driver will appreciate. The electric motor of New Citroën È-Relay 100% Èlectric provides 90 kW of power, the equivalent of 120 hp, and a maximum speed of 75 mph for a Gross Vehicle Weight of 3.5 tonnes or a regulation 62 mph for a 4 tonne GVW. The electric motor also significantly reduces noise and vibration, adding to the sense of comfort on the road. New Citroën È-Relay is also simple to use: one sector located on the centre console controls the gearbox by means of the buttons D (Drive), N (Neutral) and R (Reverse).



# EFFICIENT ENGINES

Citroën Relay offers a range of high-performance diesel engines suited to all uses, both in town and on motorways.





# DESIGN

With its robust and modern design, the Citroën Relay successfully combines utility and comfort. Its dynamic front end incorporates front LED daytime running lights\* and benefits from ergonomics which are flexible enough to meet the needs of all kinds of professionals.

\*Optional.

# FOUR LENGTHS

Citroën offers a range of vans available in four lengths – from 4.96 m to 6.36 m – and three heights – from 2.25 m to 2.76 m. With the rear doors open, the cube-shaped opening ensures that the load volume is maximised.



# CITROËN RELAY CONFIGURATIONS

The Citroën Relay offers your business a remarkable choice of body types to meet your exact needs.



CHASSIS CAB



CHASSIS CREW CAB\*



FLOOR CAB\*



PANEL VAN



WINDOW VAN

\*Not available on Citroën e-Relay 100% electric.

Illustrations not contractual.

# ENTERPRISE VERSION

Enterprise versions of Citroën Relay are perfect for professionals who demand great load carrying capability combined with advanced specification. They are available in nine diesel panel van versions, four electric panel van versions and an electric window van version. All Enterprise versions come with air conditioning, 5-inch colour touchscreen with DAB radio and integrated satellite navigation and rear parking sensors as standard.



# DRIVER VERSION

---

The Citroën Relay is now available in a Driver version specifically designed for professionals who work long shifts in urban areas or travel regularly between towns. It stands out because of its high levels of driving comfort in towns and on motorways, and its numerous driver assistance technologies. Of particular note are the reversing camera, and the Safety Pack which includes Active Safety Brake, Lane Departure Warning System, automatic headlight dipping and raising, automatic windscreen wipers, and speed-limit-sign recognition and recommendation.

With its characteristic black wheel arches, the Worker version of Citroën Relay is specifically designed for professionals in demanding working conditions, for example those who need to transport equipment and colleagues to worksites where access can sometimes be difficult. To ensure optimum safety for both its occupants and its load, it has a protective panel under the engine, reinforced suspension, front and rear mud flaps, cruise control/speed limiter and improved traction thanks to multi-season tyres and Grip Control with Hill Descent Control.

# WORKER VERSION

---










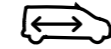
# LOAD SPACE

## THE MADE-TO-MEASURE COMMERCIAL VEHICLE

To make loading easier, the two hinged rear doors open to 96° or to 180° and are firmly held open by a clever system of retractable tethers.

The 270° opening option holds the doors flat against the sides of the vehicle using special hinges. Inside, the insulated full steel bulkhead (fitted as standard) isolates the driver and passengers from knocks and noise. Citroën Relay offers features which are the best in its category: 1.42 m between the wheel arches, 1.87 m between the partitions and rear doors up to 2.03 m in height.

*Endurance testing: the front doors, sliding side doors and rear doors are tested 500,000 times, simulating 10 years of use in extreme climatic conditions.*

 UP TO <b>1.9 t</b>	 <b>1.42 m</b>	 UP TO <b>17 m<sup>3</sup></b>
 UP TO <b>270°</b>	 UP TO <b>2.17 m</b>	 UP TO <b>4.07 m</b>

AVAILABLE IN 100% ÉLECTRIC



# EASIER ACCESS

Citroën Relay can be fitted with rear suspension with adjustable pneumatic compensation, which lowers or raises the loading sill for easier access. With its two sliding side doors\*, loading and unloading is easy in all circumstances.

According to the version, the width of opening of each sliding door varies between 1.08 m and 1.25 m, and the height between 1.49 m and 1.76 m.

\* The second sliding door is optional. Not available on H3 versions.



AVAILABLE IN 100% ÉLECTRIC



# COMFORT

## FOR UNRIVALLED OVERALL COMFORT

Designed to offer unrivalled comfort and wellbeing for each passenger, **Citroën Advanced Comfort**®, provides the best for body and mind. Soft-touch contact points and low noise levels create a sense of calm, while interior space is designed to be stylish and really versatile. The overall ambience makes journeys feel effortless and intuitive technology gives control at your fingertips of the practical and unique features.

**FILTER OUT**  
STRESS

**MAKE LIFE ON**  
BOARD EASIER

**LIGHTEN**  
THE MENTAL LOAD

**SMOOTH**  
EVERYDAY USE



## TRUE MOBILE OFFICE

The spacious passenger compartment can carry three people in the front. The bench seat has an integrated table in the backrest of the central seat, which becomes a desk when you fold it. The large, glazed surfaces offer an extra-wide field of vision and excellent light levels. Care has also been taken with the acoustics, with a thick insulating bulkhead installed to considerably reduce noise.


# EVERYDAY COMFORT

## ERGONOMIC AND SECURE STORAGE AREAS

The upper part of the centre console has a desk panel for all your documents and also works as a holder\* for tablets (up to 10 inches) or a smartphone (from 4 inches). The dashboard has a USB port\* to charge your portable devices. Citroën Relay's cab includes a total of 13 storage compartments, making innovative use of space. Above the windscreen, the overhead storage compartment offers astonishing storage space, and is perfect for folders. It also has two closed glove boxes\*, cup holders, a compartment for a phone, and a central compartment which is air conditioned and fitted with a lock\*\*.

*\* According to version. \*\* Optional.*



 AVAILABLE IN 100% ÉLECTRIC

# THE CREW VAN

## UP TO SIX PEOPLE ON BOARD

Citroën Relay is available in a Crew Van, increasing the number of seats from three up to six. This conversion, designed by specialist Durisotti, still retains an impressive load space. The storage areas, found under the seats, also preserve Citroën Relay's excellent load length. You can access these areas either by lifting the seat or through the rear of the van. As an option, the Crew Van offers wide opening windows at the rear (according to version).

*\* Not available on Citroën e-Relay 100% electric.*





# TECHNOLOGY

The refined interior favours functionality, wellbeing and comfort. The modern steering wheel gives an impression of strength from the first touch. Work and pleasure go hand in hand with Citroën Relay, which is equipped with 5 inch colour touchscreen with DAB radio, integrated satellite navigation\*, Bluetooth® handsfree and steering wheel mounted controls. To connect a smartphone or any other portable device, the cab has a 12V socket as standard, found in the centre of the dashboard.

\* According to version.  
Requires a compatible phone.



## 11 DRIVER ASSISTANCE TECHNOLOGIES

Citroën Relay has been designed as an everyday work tool, to simplify your journeys.



The **Lane Departure Warning System (LDWS)** combats loss of attention or simply a moment of distraction at the steering wheel.



The **Active Safety Brake** reduces the risk of collision thanks to its emergency braking system.



The **Tyre Pressure Monitor** continuously monitors the tyres and alerts the driver if there is a puncture or loss of pressure.



**Intelligent Traction Control** allows you to move off in complete safety, even on snow-covered roads.



**Grip Control with Hill Descent Control\*** helps to keep the speed at less than 18 mph on steep slopes.



The **Cruise Control/Speed Limiter** provides a calm driving experience.



The **Rear Traffic Alert** detects vehicles approaching on the left or right at a distance of 50 m when reverse gear is engaged.




The **Rear View Camera** makes parking manoeuvres easier thanks to visual assistance.



The **Smart Beam Headlights e-system** changes between main and dipped beams automatically in response to oncoming traffic for optimum night driving.



The **Blind Spot Monitoring System with Rear Traffic Alert** takes into account the size of any trailer being towed\*\*.



The **Speed-Limit-Sign Recognition and Recommendation (within the Drive Assist Pack)** informs the driver of the current speed limit. This can then be accepted as the speed recommendation and become the cruise control or speed limiter setting.

*Optional according to version.*

*\*Not available on Citroën e-Relay 100% electric.*

*\*\*Trailer not available on Citroën e-Relay 100% electric.*



## EASY OF USE

---

New Citroën e-Relay 100% electric sets itself apart by being so easy to use. The charging flap is located near the front left door of the vehicle. This incorporates an LED so that you can visually monitor the process: white LED for the Welcome mode, flashing blue LED when charging is in progress and continuous blue LED when charging is complete. On board, the interior mirror continuously displays the information relating to electric operation, such as the battery charge level as a percentage, the remaining range in miles and the current driving position (D, N or R). Note that Citroën guarantees the electric battery for eight years or 100,000 miles, for 70% of its charging capacity.



# CHARGING TYPES AND TIMES

In town, on motorways, at home or at work, there are many solutions for charging New Citroën e-Relay 100% electric, which means you're always able to find something suitable.

## WALL BOX

A Wall Box terminal can be installed at your place of work and at your home: it allows full charging at night using the 8-metre type 3 charger (standard). You can also find 7- or 22-kW terminals in town and on public roads.

## RAPID CHARGING

You can also charge your vehicle at fast terminals of 20, 50 or 100 kW, which can be found in town and on motorways, and for which the mode 4 cable is already integrated.

## STANDARD SOCKET

For ad hoc requirements, the battery can be charged on a standard socket\*. A suitable cable is available as an accessory.

*\*Not recommended for regular charging.*



	37 KWH BATTERY L2	70 KWH BATTERY L3/L4
WALL BOX (7.4 KW)	6 HOURS	12 HOURS
WALL BOX (22 KW)	3 HOURS	9 HOURS
RAPID (DC) CHARGING (50KW) UP TO 80%	1 HOUR	1 HOUR



To help install your charging solution, Citroën recommends our charging partner, Pod Point. You can be confident of obtaining a quality installation, fully approved under the government Homecharge scheme, at the best price.

Citroën customers benefit from an extended five-year warranty on the charging points. Business and fleet customers can also talk through workplace installation options and have a free (virtual or physical) site survey.

# MY CITROËN APP

Remain connected at all times thanks to the My Citroën app, which can be downloaded to your smartphone. All of the important information about your vehicle (covering operation and service/maintenance) is then at your fingertips.

**With My Citroën, you can:**

- Locate your vehicle\*
- Make an appointment in the workshop
- Consult the handbook pack
- Consult the servicing booklet
- Contact Citroën Assistance\*
- Receive eco-driving advice\*


*\*Not available on Citroën e-Relay 100% electric.*



## OUR 10 COMMITMENTS

- 1** EIGHT YEAR OR 100,000 MILE WARRANTY FOR THE TRACTION BATTERY
- 2** CITROËN ASSISTANCE – DRIVING WITH COMPLETE PEACE OF MIND 24/7
- 3** È-EXPERT CENTRE – OUR EXPERTS WILL TAKE CARE OF YOUR VEHICLE AND WILL ANSWER ANY QUESTIONS YOU MAY HAVE
- 4** È-SERVICE CONTRACT (RECOMMENDED): ALL MAINTENANCE OPERATIONS, PARTS AND SERVICES ARE INCLUDED
- 5** APPROVED CHARGING SOLUTION (RECOMMENDED): A COMPLETE WALL BOX RANGE INSTALLED BY PROFESSIONALS
- 6** MOBILITY SOLUTION OFFERED IN ALL CASES
- 7** CONTINUOUS SOFTWARE UPDATES TO DELIVER THE BEST DRIVING EXPERIENCE
- 8** 80% CHARGING OF THE CAR WITH EACH OPERATION (SERVICING APPOINTMENT)
- 9** ONLINE QUOTATION AND APPOINTMENT: RESERVE YOUR APPOINTMENT AND CALCULATE YOUR AFTERSALES SERVICES
- 10** YOUR CAR IS CLEANED ON EACH VISIT

## BODY COLOURS



## TRIM



Magnet Trim

## WHEEL

**STANDARD STEEL WHEELS**  
Tyres: 215/70 R15 C



30, 33, 35 Panel & Crew Vans

**STANDARD STEEL WHEELS**  
Tyres: 215/75 R16 C



35 Heavy Panel Vans

**STANDARD STEEL WHEELS**  
Tyres: 225/75 R16 C



40 Panel / Window Vans

**15" WHEEL TRIMS**  
Tyres: 215/70 R15 C



30, 33, 35 Panel Vans

**16" WHEEL TRIMS**  
Tyres: 215/75 R16 C



35 Heavy Panel Vans

**16" WHEEL TRIMS**  
Tyres: 225/75 R16 C



40 Panel / Window Vans

**15" ALLOY WHEELS**  
Tyres: 215/70 R15 C



30, 33, 35 Panel Vans

**16" ALLOY WHEELS**  
Tyres: 215/75 R16 C



35 Heavy Panel Vans

**16" ALLOY WHEELS**  
Tyres: 225/75 R16 C



40 Panel / Window Vans  
/ Electric Versions

(M) : Metallic – (S) Special Paint.

\* Not available on Enterprise Crew Van.

The equipment described in this brochure represents all of the technology on Citroën Relay and New ë-Relay 100% electric. As Citroën vehicles are sold in the EU, their specification may vary from one country to another. For detailed information about the equipment specification available as standard or as an option, please see the "Technical Data and Main Specifications" document which can be downloaded from the Citroën website.

# CITROËN RELAY READY TO RUN CONVERSIONS

Citroën understands that many businesses require specialist variations to cater for their individual needs, that's why the Ready to Run converted vehicle range has been introduced.

Among one of the first manufacturers to offer ready-bodied conversions within this pioneering programme, Citroën have added an array of robust and reliable models to the Ready to Run line-up including Luton and Low-Floor Luton, Dropside, Tipper, Curtainside and Crew Vans.

All Citroën converted vehicles are designed to meet European standards and are built using the Relay 35 Chassis Cab.

A maximum gross weight of 3,500 kg offers optimum practicality for all businesses.

Citroën Assistance comes free of charge for an entire year, operating 24 hours a day to provide you with rapid roadside assistance in the case of an emergency, in addition to a 3 year / 100,000 mile manufacturer warranty as standard on all Citroën converted vehicles, leaving you to focus on the job in hand.

For more information on the Ready to Run range please visit [www.citroen.co.uk](http://www.citroen.co.uk)

LUTON



DROPSIDE



TIPPER



LOW-FLOOR LUTON



CREW VAN



CURTAINSIDE





At Citroën we understand that as a business you have specific requirements, not just in terms of cars, vans and converted vehicles, but also the business specific services that running a fleet, large or small, demands.

In each Citroën Business Centre we have a specially trained specialist dedicated to business customers, ready to assist you and develop tailored solutions that fully meet the needs of your business.

Our Citroën Business Centres offer:

- Assistance with selecting appropriate vehicles from our range
- Guidance in selecting the most suitable funding method
- Access to a range of demonstrator and courtesy vehicles
- Access to a range of Fleet Management tools (e.g. telematics)
- Advice to help business users optimise total cost of ownership (TCO) for their vehicle fleet



With the added reassurance of a warranty, routine servicing and maintenance, as well as 24-hour roadside assistance, you are protected.



**• CITROËN WARRANTY**

Every new Citroën van has the benefit of a 3 year\* warranty package, plus a 5 year anti-perforation\*\* warranty and a 2 year paint warranty.

**• CITROËN ASSISTANCE**

Citroën Assistance brings rapid expert roadside assistance to you in an emergency in response to a telephone call. It comes free of charge for a full year and operates 24 hours a day in all parts of the UK and Europe. Services include nationwide recovery for both van and passengers, a home call service, replacement vehicle, hotel accommodation and vehicle storage if required. Please note, Citroën Assistance only applies to incidents covered by the new vehicle warranty, and excludes non-vehicle faults, such as running out of fuel, misfuelling, loss of keys, lock-ins, road traffic accidents and punctures/wheel changes. Citroën e-Relay 100% electric comes with a free of charge 8 year or 100,000 mile (whichever occurs first) Citroën Assistance coverage, starting from the date of registration. For more details, please contact Citroën at <https://www.citroen.co.uk/owner-services/emergency-assistance>

\* 2 years' unlimited warranty. No-fee customer option of 1 year's Dealer provided warranty, only on vans sourced from Citroën UK Limited. Note: Dealer provided warranty is limited to 100,000 miles for vans.

\*\* Against all internal to external perforation to bodywork or underbody.



**• CITROËN MAINTENANCE**

From roadside assistance to replacing wear and tear parts or regular servicing, with Citroën Maintenance you have total peace of mind. For a one-off fee or low monthly payment, our experienced engineers will take care of your Citroën, whatever happens. To find out more, contact your Citroën Dealer or Citroën Authorised Repairer.

**• CITROËN SERVICING**

Available up to 1 year from your vehicle's registration date, but before its first chargeable service, a Citroën Servicing Package enables you to pay in advance for your vehicle's servicing needs for 3 years/35,000 miles. For further information, please contact your Citroën Dealer.

**• CITROËN MOT TEST**

Once your vehicle is three years old, it requires an annual MOT Test. This is a legal requirement to check that it meets road safety and environmental standards. Our nationwide network of Citroën Authorised Repairers know your Citroën best, so if your vehicle's MOT Test is due, why not contact your local Citroën dealer? You can be confident that your vehicle will be looked after by one of our expert trained Citroën Technicians, nominated by DVSA as accredited MOT Testers. Plus, whilst your vehicle is with us, we'll carry out a free manufacturer diagnostic test, check for any new technical updates and carry them out for free - that's the advantage of getting your test done by the people who really know your Citroën.



**DOWNLOAD THE MYCITROËN APP**

on your smartphone and benefit from information and services personalised to your Citroën vehicle.



**DOWNLOAD THE SCAN MY CITROËN MOBILE APP**

Get all the vital information at your fingertips. Scan features and components and access details of the exact new Citroën that you're interested in.



**RATE, SUBMIT AND SHARE YOUR OPINION ABOUT YOUR VEHICLE**

or in a Citroën Dealership when purchasing or servicing your vehicle. Ratings and reviews are published on the Citroën website.



**BP PULSE**

We've partnered with bp pulse, the largest public charge network in the UK, to offer Citroën customers buying a brand new electric vehicle a 6 month free subscription to bp pulse. This offers access to a wide range of public charging points, many of which do not incur any extra charge for electricity used.



Citroën prefers Total – Note: Images and specification descriptions are dependent on trim level and options specified. Every endeavour has been made to ensure that the information and details contained in this brochure were accurate at the time of going to press. However the company reserves the right, whilst preserving the essential characteristics of the models described, to introduce at any time modifications, changes of details, equipment or accessories. Every effort will be made to bring this brochure up to date, but in order to avoid any misunderstanding please consult your Dealer. For full details of Citroën Care of Car and Driver, please see the full manufacturer's price list. The Citroën Website contains full information on all Citroën products and offers available in the UK, together with details of our environmental and recycling policies. The site address is [www.citroen.co.uk](http://www.citroen.co.uk)





TO FIND OUT MORE  
visit [citroen.co.uk](http://citroen.co.uk)

# CITROËN RELAY & ë-RELAY



## PRICES

Prices effective from 1 June 2021.

	EURO 6.2 MODEL	WLTP CO <sub>2</sub> G/KM*	GVW	MAXIMUM INDICATIVE PAYLOAD**	LOAD CAPACITY	MRB PRICE £s†
Panel Van	Relay 30 L1H1 BlueHDi 120 S&S 6-speed manual X	222	3000	1125	8.0m <sup>3</sup>	£26,155.00
	Relay 33 L1H1 BlueHDi 120 S&S 6-speed manual X	225	3300	1425	8.0m <sup>3</sup>	£27,955.00
	Relay 35 L2H1 BlueHDi 140 S&S 6-speed manual X	230	3500	1570	10.0m <sup>3</sup>	£30,355.00
	Relay 35 L2H2 BlueHDi 140 S&S 6-speed manual X	242	3500	1545	11.5m <sup>3</sup>	£31,155.00
	Relay 35 L3H2 BlueHDi 140 S&S 6-speed manual X	243	3500	1495	13.0m <sup>3</sup>	£31,955.00
	Relay 35 Heavy L3H2 BlueHDi 140 S&S 6-speed manual X	249	3500	1455	13.0m <sup>3</sup>	£32,255.00
	Relay 35 Heavy L3H2 BlueHDi 140 S&S 6-speed manual Worker	256	3500	1455	13.0m <sup>3</sup>	£33,455.00
	Relay 30 L1H1 BlueHDi 120 S&S 6-speed manual Enterprise	223	3000	1125	8.0m <sup>3</sup>	£27,235.00
	Relay 33 L1H1 BlueHDi 120 S&S 6-speed manual Enterprise	226	3300	1425	8.0m <sup>3</sup>	£29,035.00
	Relay 35 L2H2 BlueHDi 140 S&S 6-speed manual Enterprise	243	3500	1545	11.5m <sup>3</sup>	£32,235.00
	ë-Relay 35 Heavy L2H2 Electric 37kWh Enterprise	0	3500	1070	11.5m <sup>3</sup>	£55,335.00
	Relay 35 L3H2 BlueHDi 140 S&S 6-speed manual Enterprise	244	3500	1495	13.0m <sup>3</sup>	£33,035.00
	Relay 35 Heavy L3H2 BlueHDi 140 S&S 6-speed manual Enterprise	250	3500	1455	13.0m <sup>3</sup>	£33,335.00
	ë-Relay 35 Heavy L3H2 Electric 70kWh Enterprise	0	3500	740	13.0m <sup>3</sup>	£61,085.00
	ë-Relay 40 Heavy L3H2 Electric 70kWh Enterprise	0	4005	1150	13.0m <sup>3</sup>	£74,355.00
	Relay 35 L3H3 BlueHDi 140 S&S 6-speed manual Enterprise	257	3500	1470	15.0m <sup>3</sup>	£33,835.00
	Relay 35 Heavy L4H2 BlueHDi 140 S&S 6-speed manual Enterprise	251	3500	1410	15.0m <sup>3</sup>	£34,135.00
	Relay 40 L4H2 Heavy BlueHDi 140 S&S 6-speed manual Enterprise	221	4000	1870	15.0m <sup>3</sup>	£35,495.00
	Relay 35 L4H3 Heavy BlueHDi 140 S&S 6-speed manual Enterprise	264	3500	1380	17.0m <sup>3</sup>	£34,935.00
	ë-Relay 40 Heavy L4H2 Electric 70kWh Enterprise	0	4005	1150	15.0m <sup>3</sup>	£75,255.00
	Relay 35 L2H2 BlueHDi 140 S&S 6-speed manual Driver	243	3500	1545	11.5m <sup>3</sup>	£33,605.00
	Relay 35 L3H2 BlueHDi 140 S&S 6-speed manual Driver	244	3500	1495	13.0m <sup>3</sup>	£34,405.00
	Relay 35 Heavy L4H2 BlueHDi 140 S&S 6-speed manual Driver	252	3500	1410	15.0m <sup>3</sup>	£35,505.00

All information and prices correct at time of publication, but are subject to change at any time without prior notice (which may occur as a result of matters including, but not limited to, any changes in legislation and/or any changes by the government). Please consult your local Citroën dealer for the most up-to-date prices and specification details for all models. CO<sub>2</sub> figures above are for a standard vehicle without any additional optional equipment. The addition of optional extras could increase the certified CO<sub>2</sub> emission output.

\* WLTP figures shown are for comparison purposes and should only be compared to the fuel consumption and CO<sub>2</sub> values of other vans tested to the same technical standard. The fuel consumption achieved, and CO<sub>2</sub> produced, in real world conditions will depend upon a number of factors including, but not limited to: the accessories fitted (pre and post registration); variations in weather; driving styles and vehicle load. The WLTP (Worldwide Harmonised Light Vehicles Test Procedure) is used to measure fuel consumption and CO<sub>2</sub> figures.

\*\* Includes driver

† All Manufacturer's Recommended Basic Prices are exclusive of V.A.T., Delivery to Dealer and Number Plates, Government First Registration Fee and Vehicle Excise Duty.

# CITROËN RELAY & ë-RELAY

## PRICES

Prices effective from 1 June 2021.

	EURO 6.2 MODEL	WLTP CO <sub>2</sub> G/KM*	GVW	MAXIMUM INDICATIVE PAYLOAD**	LOAD CAPACITY	MRB PRICE £s†
Crew Van	Relay 35 L3H2 BlueHDi 140 S&S 6-speed manual Enterprise Crew Van	TBC	3500	1390	10.5m <sup>3</sup>	£36,050.00
Window Van	Relay 33 L1H1 BlueHDi 120 S&S 6-speed manual Window Van X	226	3300	1425	8.0m <sup>3</sup>	£28,255.00
	Relay 35 L3H2 BlueHDi 140 S&S 6-speed manual Window Van X	244	3500	1495	13.0m <sup>3</sup>	£32,255.00
	Relay 40 Heavy BlueHDi 140 S&S 6-speed manual Window Van X	221	4000	1870	15.0m <sup>3</sup>	£34,745.00
	ë-Relay 40 Heavy L4H2 Heavy 70kWh Window Van Enterprise	0	4005	1150	15.0m <sup>3</sup>	£75,750.00

	EURO 6.2 MODEL	WLTP CO <sub>2</sub> G/KM*	GVW	PAYLOAD**	MRB PRICE £s†
Chassis Cab	L2 35 BlueHDi 140 S&S 6-speed manual Chassis Cab X	278	3500	1790	£27,425.00
	L3 35 BlueHDi 140 S&S 6-speed manual Chassis Cab X	264	3500	1555	£28,025.00
	L3 ë-Relay 35 Heavy L3 Electric 70kWh Chassis Cab Enterprise	0	3500		£58,010.00
	L3 ë-Relay 40 Heavy L3 Electric 70kWh Chassis Cab Enterprise	0	4005		£71,280.00
Chassis Crew Cab	L3 35 BlueHDi 140 S&S 6-speed manual Chassis Crew Cab X	292	3500	1770	£29,275.00
Floor Cab <sup>2</sup>	L3 35 BlueHDi 140 S&S 6-speed manual Floor Cab X	263	3500	1795	£28,025.00
Back To Back Cab <sup>3</sup>	35 BlueHDi 140 S&S 6-speed manual Back to Back Cab X	262	3500	N/A	£26,800.00
	40 Heavy BlueHDi 140 S&S 6-speed manual Back to Back Cab X	242	4000	N/A	£28,390.00

All information and prices correct at time of publication, but are subject to change at any time without prior notice (which may occur as a result of matters including, but not limited to, any changes in legislation and/or any changes by the government). Please consult your local Citroën dealer for the most up-to-date prices and specification details for all models. CO<sub>2</sub> figures above are for a standard vehicle without any additional optional equipment. The addition of optional extras could increase the certified CO<sub>2</sub> emission output.

\* WLTP figures shown are for comparison purposes and should only be compared to the fuel consumption and CO<sub>2</sub> values of other vans tested to the same technical standard. The fuel consumption achieved, and CO<sub>2</sub> produced, in real world conditions will depend upon a number of factors including, but not limited to: the accessories fitted (pre and post registration); variations in weather; driving styles and vehicle load. The WLTP (Worldwide Harmonised Light Vehicles Test Procedure) is used to measure fuel consumption and CO<sub>2</sub> figures.

\*\* Includes driver

† Maximum indicative payload is calculated as the difference between GVW and kerb weight. However, due to manufacturing tolerances and differences in the specification of UK vehicles, the mass in service figure provides a closer indication of the vehicle weight and therefore enables a more realistic payload to be calculated. An individual vehicle must be weighed to establish the exact kerb weight and payload applicable to that vehicle. It is the responsibility of the driver to ensure the vehicle is operated within the legal limits.

<sup>1</sup> Maximum allowable payload. Exact value varies depending on specification of completed vehicle.

<sup>2</sup> Floor cabs cannot be used for Tipper or Dropsides. They can only be used for vehicles with a completely enclosed box body.

<sup>3</sup> On Back to Back Cab, until further notice, AL-KO are unable to provide a chassis equipped with ESC for any wheelbase greater than 4,400mm or for a tandem rear axle (regardless of wheelbase length).

<sup>4</sup> Please note: there may be a +/- 5% variance in payload of these models, due to natural variations in the raw materials used.

# CITROËN RELAY & ë-RELAY

## PRICES

Prices effective from 1 June 2021.



	EURO 6.2 MODEL	GVW	PAYLOAD**	MRB PRICE £s†
Ready to Run Models <sup>4</sup>	35 L2 BlueHDi 140 S&S 6-speed manual Tipper	3500	1175	<b>£33,180.00</b>
	35 L3 BlueHDi 140 S&S 6-speed manual Crew Cab Tipper	3500	989	<b>£35,080.00</b>
	35 L2 BlueHDi 140 S&S 6-speed manual Dropside	3500	1321	<b>£31,080.00</b>
	35 L3 BlueHDi 140 S&S 6-speed manual Dropside	3500	1292	<b>£32,080.00</b>
	35 L4 BlueHDi 140 S&S 6-speed manual Dropside	3500	1271	<b>£33,080.00</b>
	35 BlueHDi L3 140 S&S 6-speed manual Crew Cab Dropside	3500	1119	<b>£33,080.00</b>
	35 L3 BlueHDi 140 S&S 6-speed manual Luton	3500	1159	<b>£35,080.00</b>
	35 L4 BlueHDi 140 S&S 6-speed manual Luton	3500	1018	<b>£36,080.00</b>
	35 L3 BlueHDi 140 S&S 6-speed manual Curtainside	3500	1034	<b>£36,380.00</b>
	35 L4 BlueHDi 140 S&S 6-speed manual Curtainside	3500	941	<b>£37,380.00</b>
	35 L3 BlueHDi 140 S&S 6-speed manual Low-Floor Luton	3500	1367	<b>£38,780.00</b>
	35 BlueHDi 140 S&S 6-speed manual Crew Van Enterprise	3500	1315	<b>£36,050.00</b>

All information and prices correct at time of publication, but are subject to change at any time without prior notice (which may occur as a result of matters including, but not limited to, any changes in legislation and/or any changes by the government). Please consult your local Citroën dealer for the most up-to-date prices and specification details for all models. CO<sub>2</sub> figures above are for a standard vehicle without any additional optional equipment. The addition of optional extras could increase the certified CO<sub>2</sub> emission output.

\* WLTP figures shown are for comparison purposes and should only be compared to the fuel consumption and CO<sub>2</sub> values of other vans tested to the same technical standard. The fuel consumption achieved, and CO<sub>2</sub> produced, in real world conditions will depend upon a number of factors including, but not limited to: the accessories fitted (pre and post registration); variations in weather; driving styles and vehicle load. The WLTP (Worldwide Harmonised Light Vehicles Test Procedure) is used to measure fuel consumption and CO<sub>2</sub> figures.

\*\* Includes driver

† Maximum indicative payload is calculated as the difference between GVW and kerb weight. However, due to manufacturing tolerances and differences in the specification of UK vehicles, the mass in service figure provides a closer indication of the vehicle weight and therefore enables a more realistic payload to be calculated. An individual vehicle must be weighed to establish the exact kerb weight and payload applicable to that vehicle. It is the responsibility of the driver to ensure the vehicle is operated within the legal limits.

<sup>1</sup> Maximum allowable payload. Exact value varies depending on specification of completed vehicle.

<sup>2</sup> Floor cabs cannot be used for Tippers or Dropsides. They can only be used for vehicles with a completely enclosed box body.

<sup>3</sup> On Back to Back Cab, until further notice, AL-KO are unable to provide a chassis equipped with ESC for any wheelbase greater than 4,400mm or for a tandem rear axle (regardless of wheelbase length).

<sup>4</sup> Please note: there may be a +/- 5% variance in payload of these models, due to natural variations in the raw materials used.

# CITROËN RELAY & ë-RELAY

## EQUIPMENT & OPTIONS

Prices effective from 1 June 2021.

	Panel Van					Crew Van	Window Van	
X	Worker	Enterprise	Electric Enterprise	Driver	Enterprise	X	Electric Enterprise	
<b>TECHNOLOGY &amp; ENTERTAINMENT</b>								
Touch Screen Audio Pack: DAB digital radio with steering mounted controls, 5 inch colour touch screen, Bluetooth® handsfree and USB socket	£350 <sup>1</sup>	• <sup>1</sup>					£350 <sup>1</sup>	
Touch Screen Navigation Pack: DAB digital radio with integrated satellite navigation and steering mounted controls, 5 inch colour touch screen, Bluetooth® handsfree and USB socket	£700 <sup>1</sup>	£350 <sup>1</sup>	• <sup>1</sup>	• <sup>1</sup>	• <sup>1</sup>	• <sup>1</sup>	£700 <sup>1</sup>	•
<b>COMFORT &amp; CONVENIENCE</b>								
Cabin overhead storage	£75 <sup>2</sup>	£75 <sup>2</sup>	£75 <sup>2</sup>	£75 <sup>2</sup>	£75 <sup>2</sup>	£75 <sup>2</sup>	£75 <sup>2</sup>	£75 <sup>2</sup>
Lower central glovebox (in lieu of mobile phone storage and two cupholders)	£40	•	•	•	£40	•	£40	•
Two cup holders and mobile phone storage in centre of lower dashboard (in lieu of lower central glovebox)	•	£50	£50	£50		£50	•	£50
USB Charging socket on dashboard	£30 <sup>3</sup>	£30 <sup>3</sup>	£30 <sup>3</sup>	£30 <sup>3</sup>	• <sup>3</sup>	£30 <sup>3</sup>	£30 <sup>3</sup>	£30 <sup>3</sup>
Manual air conditioning for cab area, including glovebox	£700	£700	•	•	•	£700	•	•
Automatic air conditioning	£1,335	£1,335	£635	£635	£635	£635	£1,335	£635
Programmable Webasto heater	£650	£650	£650		£650	£650	£650	
Rear parking sensors	£250	£250	•	•	•	•	£250	•
Rear view camera	£650 <sup>4</sup>	£350	£350	£350	•	£350	£650	£350
Blind Spot Monitoring system with Rear Traffic Alert	£600	£600	£200	£200	£200	£200	£600	£200
Retractable step under nearside door							£450	£450
Leather steering wheel and gear lever	£150	£150	£150	£150	£150	£150	£150	£150
<b>SAFETY &amp; SECURITY</b>								
Perimetric alarm	£200	£200	•	•	•	•	£200	•
Passenger airbag	£180 <sup>5</sup>	£180 <sup>5</sup>	£180 <sup>5</sup>	£180 <sup>5</sup>	£180 <sup>5</sup>	£180 <sup>5</sup>	£180 <sup>5</sup>	£180 <sup>4</sup>
Front passengers' lateral and curtain airbags	£500 <sup>6</sup>	£500 <sup>6</sup>	£500 <sup>6</sup>	£500 <sup>6</sup>	£500 <sup>6</sup>	£500 <sup>6</sup>	£500 <sup>6</sup>	£500 <sup>5</sup>
Cruise Control with programmable speed limiter	£135 <sup>7</sup>	•	•		•	•	£135 <sup>6</sup>	
Cruise control with 62mph fixed speed limiter	£170 <sup>8</sup>		£70 <sup>8</sup>			£70 <sup>8</sup>		
62mph fixed speed limiter							£70 <sup>9</sup>	£70 <sup>9</sup>
Tyre pressure monitor	£200	£200	£200	£200	£200	£200	£200	£200
Active Safety Brake and Lane Departure Warning system	£720 <sup>10</sup>	£720 <sup>10</sup>	£720 <sup>10</sup>	£720 <sup>10</sup>		£720 <sup>10</sup>	£720	•

A maximum of eight individual options can be ordered. Option packs include more than one individual option and will reduce the amount of additional options available. Please consult your dealer for further details.

\* All Manufacturer's Recommended Basic Prices are exclusive of V.A.T., Delivery to Dealer and Number Plates, Government First Registration Fee and Vehicle Excise Duty.

- Standard
- ◇ No cost option

- 1 Mobile phone compatibility can vary by phone manufacturer. Please consult your Dealer for further phone compatibility information.
- 2 Incompatible with front passengers' lateral and curtain airbags (NF04). Standard on Relay 40 versions.
- 3 Replaces 12v socket on dashboard.
- 4 In addition to rear parking sensors. Includes Touch Screen Audio Pack (RC60) on X version.
- 5 Incompatible with optional front passengers' lateral and curtain airbags.
- 6 Single passenger seat without height adjustment and passenger airbag become standard. Incompatible with standard passenger bench seat, cabin overhead storage and passenger airbag.
- 7 Not available on Relay 40 versions.
- 8 For minibus (Public Service Vehicle) conversions only. Not available on BlueHDI 120 versions.
- 9 For minibus (Public Service Vehicle) conversions only. Standard on Relay 40 Versions.
- 10 Incompatible with Active Safety Brake and Lane Departure Warning. Includes automatic lights and wipers.
- 11 Standard on Relay & ë-Relay 40 Versions.
- 12 Available as a special order on 40 Heavy versions only, for conversions which do not legally require a tachograph or speed limiter.
- 13 Present when optional heat-reflecting windscreen or Drive Assist Pack are ordered.
- 14 Not available on L4 versions.
- 15 Available on L4 versions only.
- 16 Includes automatic lights and wipers.
- 17 Includes multi-season tyres.
- 18 Alloy wheels (DZ86/DZ86) and wheel trims are incompatible. 15" wheel trims on 30, 33 and 35 versions.
- 19 30, 33 & 35 versions only. Alloy wheels and wheel trims are incompatible.
- 20 35 Heavy and 40 versions.
- 21 Incompatible with rear adjustable pneumatic suspension (UA04). Standard on Relay 40 versions..
- 22 Includes uprated tyres 225/70R15 on 30, 33 and 35 versions and 225/75R16 on 35 Heavy versions.
- 23 Not available on H3 versions.
- 24 Not available on L3 and L4 versions.
- 25 Includes reinforced Alternator.

# CITROËN RELAY & ë-RELAY

## EQUIPMENT & OPTIONS

Prices effective from 1 June 2021.

	Panel Van					Crew Van	Window Van	
	X	Worker	Enterprise	Electric Enterprise	Driver	Enterprise	X	Electric Enterprise
<b>SAFETY &amp; SECURITY</b>								
<b>Drive Assist Pack:</b> Speed limit recognition, smart beam headlights, Active Safety Brake, collision alert and Lane Departure Warning system	£850 <sup>11</sup>	£850 <sup>11</sup>	£850 <sup>11</sup>	£850 <sup>11</sup>	•	£850 <sup>11</sup>	£850 <sup>11</sup>	£850 <sup>11</sup>
Smart Tachograph (1C)	£450 <sup>12</sup>	£450 <sup>12</sup>	£450 <sup>12</sup>	£450 <sup>12</sup>	£450 <sup>12</sup>		£450 <sup>12</sup>	•
Delete Smart tachograph (1C)			£0	£0			£0 <sup>13</sup>	£0 <sup>13</sup>
<b>LIGHTING &amp; VISIBILITY</b>								
<b>Visibility Pack:</b> automatic lights and wipers	£200 <sup>14</sup>	£200 <sup>14</sup>	£200 <sup>14</sup>	£200 <sup>14</sup>	•	£200 <sup>14</sup>	£200 <sup>14</sup>	£200 <sup>14</sup>
Front LED daytime running lights	£225 <sup>15</sup>	£225 <sup>15</sup>	£225 <sup>15</sup>	£225 <sup>15</sup>	•	£225 <sup>15</sup>	£225 <sup>15</sup>	£225 <sup>15</sup>
Front LED daytime running lights with side markers			£225 <sup>16</sup>	£225 <sup>16</sup>	•			£225 <sup>16</sup>
Front fog lights with headlight washers	£250	£250	£250	£250	£150	£250	£250	£250
Electric folding door mirrors	£150	£150	£150	£150	£150	£150	£150	£150
Heat-reflecting windscreen with automatic lights and wipers	£300 <sup>17</sup>	£300 <sup>17</sup>	£300 <sup>17</sup>	£300 <sup>17</sup>	£300 <sup>17</sup>	£300 <sup>17</sup>	£300 <sup>17</sup>	£300 <sup>17</sup>
<b>EXTERIOR STYLE</b>								
Metallic paint	£700	£700	£700	£700	£700	£700	£700	£700
Special paint	£700	£700	£700	£700	£700	£700	£700	£700
<b>Look pack:</b> Front LED daytime running lights, front fog lights & wheel trims	£350	£350	£350	£350	•	£350	£350	£350
Front and rear mudflaps	£80	•	£80	£80	£80	£80	£80	£80
<b>WHEELS TYRES &amp; DRIVING CHARACTERISTICS</b>								
Grip control with Hill Descent control	£550 <sup>18</sup>	• <sup>18</sup>	£550 <sup>18</sup>		£550 <sup>18</sup>	£550 <sup>18</sup>	£550 <sup>18</sup>	
Underbody protection plate	£150	•	£150	£150	£150	£150	£150	£150
<b>All-road Pack:</b> Grip control with Hill Descent control and underbody protection plate	£625 <sup>15</sup>	• <sup>18</sup>	£625 <sup>18</sup>		£625 <sup>18</sup>	£625 <sup>18</sup>	£625 <sup>18</sup>	
Wheel trims	£45 <sup>16</sup>	£45 <sup>19</sup>	£45 <sup>19</sup>	£45 <sup>19</sup>	• <sup>19</sup>	£45 <sup>19</sup>	£45 <sup>19</sup>	£45 <sup>19</sup>
Alloy wheels - 15"	£385 <sup>20</sup>		£385 <sup>20</sup>		£385 <sup>20</sup>	£385 <sup>20</sup>	£385 <sup>20</sup>	
Alloy wheels - 16"	£385 <sup>21</sup>	£385 <sup>21</sup>	£385 <sup>21</sup>	£385 <sup>21</sup>	£385 <sup>21</sup>		£385 <sup>21</sup>	£385 <sup>21</sup>
Reinforced twin-leaf suspension	£150 <sup>22</sup>	•	£150 <sup>22</sup>	•	£150 <sup>22</sup>	£150 <sup>22</sup>	£150 <sup>22</sup>	•
Rear pneumatic suspension (self-adjusting)	£990 <sup>23</sup>		£990 <sup>23</sup>		£990 <sup>23</sup>	£990 <sup>23</sup>	£990 <sup>23</sup>	

A maximum of eight individual options can be ordered. Option packs include more than one individual option and will reduce the amount of additional options available. Please consult your dealer for further details.

\* All Manufacturer's Recommended Basic Prices are exclusive of V.A.T., Delivery to Dealer and Number Plates, Government First Registration Fee and Vehicle Excise Duty.

- Standard
- ◇ No cost option

- 1 Mobile phone compatibility can vary by phone manufacturer. Please consult your Dealer for further phone compatibility information.
- 2 Incompatible with front passengers' lateral and curtain airbags (NFQ4). Standard on Relay 40 versions.
- 3 Replaces 12v socket on dashboard.
- 4 In addition to rear parking sensors. Includes Touch Screen Audio Pack (RC60) on X version.
- 5 Incompatible with optional front passengers' lateral and curtain airbags.
- 6 Single passenger seat without height adjustment and passenger airbag become standard. Incompatible with standard passenger bench seat, cabin overhead storage and passenger airbag.
- 7 Not available on Relay 40 versions.
- 8 For minibus (Public Service Vehicle) conversions only. Not available on BlueHDi 120 versions.
- 9 For minibus (Public Service Vehicle) conversions only.
- 10 Standard on Relay 40 Versions.
- 11 Incompatible with Active Safety Brake and Lane Departure Warning. Includes automatic lights and wipers.
- 12 Standard on Relay & ë-Relay 40 Versions.
- 13 Available as a special order on 40 Heavy versions only, for conversions which do not legally require a tachograph or speed limiter.
- 14 Present when optional heat-reflecting windscreen or Drive Assist Pack are ordered.
- 15 Not available on L4 versions.
- 16 Available on L4 versions only.
- 17 Includes automatic lights and wipers.
- 18 Includes multi-season tyres.
- 19 Alloy wheels (DZ86/DZ86) and wheel trims are incompatible. 15" wheel trims on 30, 33 and 35 versions.
- 20 30, 33 & 35 versions only. Alloy wheels and wheel trims are incompatible.
- 21 35 Heavy and 40 versions.
- 22 Incompatible with rear adjustable pneumatic suspension (UA04). Standard on Relay 40 versions..
- 23 Includes uprated tyres 225/70R15 on 30, 33 and 35 versions and 225/75R16 on 35 Heavy versions.
- 24 Not available on H3 versions.
- 25 Not available on L3 and L4 versions.
- 26 Includes reinforced Alternator.

# CITROËN RELAY & e-RELAY

## EQUIPMENT & OPTIONS

Prices effective from 1 June 2021.

	Panel Van					Crew Van	Window Van	
	X	Worker	Enterprise	Electric Enterprise	Driver	Enterprise	X	Electric Enterprise
<b>DOORS &amp; WINDOWS</b>								
Glazed rear doors - with heated rear windows and internal rear view mirror	£250	£250	£250	£250		£250	•	•
Offside sliding side loading door	£350 <sup>24</sup>	£350 <sup>24</sup>	£350 <sup>24</sup>	£350 <sup>24</sup>	£350 <sup>24</sup>	£350 <sup>24</sup>	-	
Glazed offside sliding side loading door	£370 <sup>24</sup>	£370 <sup>24</sup>	£370 <sup>24</sup>	£370 <sup>24</sup>	£370 <sup>24</sup>	£370 <sup>24</sup>	£370 <sup>24</sup>	£370 <sup>24</sup>
270° opening rear doors	£250	£250	£250	£250	£250	£250	£250	£250
Tinted windows to rows 2 and 3 and rear doors							£110 <sup>25</sup>	
Sliding side windows to second row							£160	£160
<b>LOAD CARRYING</b>								
Ladder frame bulkhead	◇	◇	◇	◇	◇		•	•
Full steel bulkhead with sliding window	£60	£60	£60	£60	£60			
Remove bulkhead	◇	◇	◇	◇				
12v socket in load area	£30	£30	£30	£30		£30	£30	£30
<b>SEATING</b>								
Heated driver seat with lumbar adjustment and armrest	£150	£150	£150	£150	£150	£150	£150	£150
Heated driver seat with lumbar adjustment and armrest. Single heated passenger seat without armrest, height or lumbar adjustment and in lieu of standard passenger bench seat	£250	£250	£250	£250	£250	£250	£250	£250
Single passenger seat with armrest, height and lumbar adjustment. In lieu of standard passenger bench seat	◇	◇	◇	◇	◇	◇	◇	◇
<b>CONVERTER EQUIPMENT</b>								
Electrical connections interface box - Only for use for electrical connections for integral elements of a vehicle conversion	£140 <sup>26</sup>	£140 <sup>26</sup>	£140 <sup>26</sup>	£140 <sup>26</sup>	£140 <sup>26</sup>	£140 <sup>26</sup>	£140 <sup>26</sup>	£140 <sup>26</sup>

A maximum of eight individual options can be ordered. Option packs include more than one individual option and will reduce the amount of additional options available. Please consult your dealer for further details.

\* All Manufacturer's Recommended Basic Prices are exclusive of V.A.T., Delivery to Dealer and Number Plates, Government First Registration Fee and Vehicle Excise Duty.

- Standard
- ◇ No cost option

- 1 Mobile phone compatibility can vary by phone manufacturer. Please consult your Dealer for further phone compatibility information.
- 2 Incompatible with front passengers' lateral and curtain airbags (NF04). Standard on Relay 40 versions.
- 3 Replaces 12v socket on dashboard.
- 4 In addition to rear parking sensors. Includes Touch Screen Audio Pack (RC60) on X version.
- 5 Incompatible with optional front passengers' lateral and curtain airbags.
- 6 Single passenger seat without height adjustment and passenger airbag become standard. Incompatible with standard passenger bench seat, cabin overhead storage and passenger airbag.
- 7 Not available on Relay 40 versions.
- 8 For minibus (Public Service Vehicle) conversions only. Not available on BlueHDi 120 versions.
- 9 For minibus (Public Service Vehicle) conversions only.
- 10 Standard on Relay 40 Versions.
- 11 Incompatible with Active Safety Brake and Lane Departure Warning. Includes automatic lights and wipers.
- 12 Standard on Relay & e-Relay 40 Versions.
- 13 Available as a special order on 40 Heavy versions only, for conversions which do not legally require a tachograph or speed limiter.
- 14 Present when optional heat-reflecting windscreen or Drive Assist Pack are ordered.
- 15 Not available on L4 versions.
- 16 Available on L4 versions only.
- 17 Includes automatic lights and wipers.
- 18 Includes multi-season tyres.
- 19 Alloy wheels (DZ86/DZ86) and wheel trims are incompatible. 15" wheel trims on 30, 33 and 35 versions.
- 20 30, 33 & 35 versions only. Alloy wheels and wheel trims are incompatible.
- 21 35 Heavy and 40 versions.
- 22 Incompatible with rear adjustable pneumatic suspension (UA04). Standard on Relay 40 versions..
- 23 Includes updated tyres 225/70R15 on 30, 33 and 35 versions and 225/75R16 on 35 Heavy versions.
- 24 Not available on H3 versions.
- 25 Not available on L3 and L4 versions.
- 26 Includes reinforced Alternator.