

# The Crafter panel van Brochure



Commercial  
Vehicles



# Ready for the toughest jobs.

- Robust design, technologies and driver assistance systems.
- More practical, economical, and innovative than ever before.
- Outstanding in its class.



## The perfect workplace.

- Available with an ergoComfort/ergoActive suspension seat\*
- A variety of storage solutions with a wide range of different ports and connections
- Available with a heated leather multi-function steering wheel\*
- Available with a 230V socket (300w)\*

## Excellent loadability.

- High load compartment of up to 2,196mm
- Wide side sliding door with an opening width of 1,311mm
- LED load compartment lighting\*
- 100mm lower loading sill<sup>2</sup>
- Up to 18.4m load volume<sup>1</sup>

## A choice of drive systems.

- Front wheel drive delivers the highest possible load compartment
- The first van to offer an 8-speed automatic gearbox with a choice of front wheel, rear wheel and 4MOTION all-wheel drive

## Value for money.

- High residual value
- Low fuel consumption
- Low maintenance costs

## Superb connectivity.

- Telematics preparation including FMS 3.0 compatibility\*
- Customer-specific function control unit (for special bodies and conversions)\*
- Car-Net mobile online services\*

## Load securing options.

- Available with an optional universal floor\*
- Load compartment designed for the addition of flexible shelving systems
- Interior roof rack\*
- Up to 14 load-lashing rings

## Numerous driver assistance and safety systems.

- The first with City Emergency Braking and Automatic Post-Collision Braking as standard
- Electromechanical Servotronic steering as standard
- Side protection\*
- Lane Keeping Assist\*
- Rear Traffic Alert\*
- Trailer Assist\*
- Park Assist\*
- LED headlights\*



# Contents

Exterior >



Business pack >



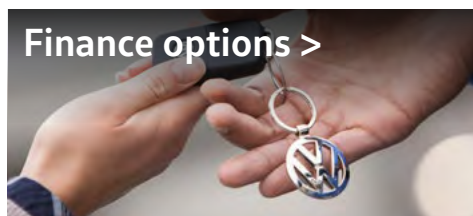
Assistance systems >



Price list >



Finance options >



Infotainment & connectivity >



Equipment >



Interior >




Crafter Bodies & Conversions >



Technical information >



Accessories >



Paint & upholstery >



The Crafter panel van >



Drive systems >



Model variants >



Finance, insurance, servicing & warranties >





# Crafted by you. Engineered by us.



**More practical, economical and innovative than ever before.** The Crafter panel van is a commercial vehicle like no other. Designed by our customers for our customers. Built from the ground up, using 100% Volkswagen DNA as a cost-effective, transport-oriented solution to meet the demands of a diverse range of businesses. The Crafter panel van represents state-of-the-art manufacturing, with the sole aim of making it the best commercial vehicle in its class.

Illustration includes options at extra charge. Please contact your local Volkswagen Commercial Vehicles Van Centre for details of the standard equipment and optional extras available.

[Exterior](#)[Interior](#)[Drive systems](#)[Assistance systems](#)[Crafter panel van](#)[Crafter Bodies & Conversions](#)[Business Pack](#)[Equipment](#)[Model variants](#)[Paint & upholstery](#)[Infotainment & connectivity](#)[Technical information](#)[Price list](#)[Accessories](#)[Finance options](#)[Finance, insurance, servicing & warranties](#)



# The perfect workplace.

## Delivering storage, comfort and technology.

### Storage and carrying compartments.

- A Practical open storage compartments, consisting of three separate spaces
- B Multiple sturdy cup holders
- C Largest glovebox in its class
- D Lower dashboard tray with space for longer items
- E Storage in the doors for 1.5 litre bottles, folders and much more. Optional above-cab storage

### Ports and connections.

- F Standard USB port for charging mobile devices
- G Standard Bluetooth® connection for mobile phones in conjunction with all radio and navigation devices
- H Multiple 12V sockets. Optional 230V socket for charging tool batteries and laptops (not shown)

### Comfort.

- I Optional heated leather multi-function steering wheel
- J Narrow 'A' pillars for improved all-round vision

Illustration includes options at extra charge.  
Please contact your local Volkswagen Commercial Vehicles Van Centre for details of the standard equipment and optional extras available.





The ergoComfort suspension seat.

- A Suspension seat with weight adjustment
- B Longitudinal seat adjustment
- C Seat height adjustment
- D Seat depth adjustment
- E Seat tilt adjustment
- F Backrest adjustment
- G Electric 4-way lumbar support
- H Headrest adjustment
- I Armrest adjustment

The ergoActive suspension seat.

- J Seat massage function\*

\* This feature is in addition to the standard features of the ergoComfort seat.

# The ergoComfort suspension seats.

Adjustable for a more comfortable driving position.

The optional ergoComfort and ergoActive suspension seats with 20-way adjustment are designed to deliver optimum comfort through the reduction of road-related jolts. The combination of electric and manual adjustment allows the driver to select their preferred seating position. In addition, should you desire, the massage function is also available for the ergoActive suspension seat only.



Two optional large storage compartments in the roof shelf.




# A wide range of drive systems.


The Crafter panel van – available with an 8-speed automatic gearbox and a choice of three different drive systems.

The 8-speed automatic transmission is the only one in its class that can be combined with three different drive systems. It has been specially calibrated for the Crafter panel van’s specific driving characteristics, enabling both comfortable and consumption-optimised handling.

Front wheel drive.



100mm lower load sill and entry height.  
Highest load height in class.  
Highest payload in the range.

Rear wheel drive.



High towing capacity up to 3.5t.  
Gross train weight of up to 8.0t.  
Better traction with heavy loads.

  
Longitudinally-mounted front engine.

4MOTION  
all-wheel drive.



Dependable traction and control.  
Improved directional stability.

  
Transversely-mounted front engine.

102PS engine	6-speed manual gearbox
122PS engine	–
140PS engine	6-speed manual gearbox or 8-speed automatic gearbox
177PS engine	6-speed manual gearbox or 8-speed automatic gearbox

102PS engine	–
122PS engine	6-speed manual gearbox (only available in combination with twin tyres)
140PS engine	6-speed manual gearbox (only available in combination with single tyres)
177PS engine	6-speed manual gearbox or 8-speed automatic gearbox

102PS engine	–
122PS engine	–
140PS engine	6-speed manual gearbox
177PS engine	6-speed manual gearbox or 8-speed automatic gearbox

Illustrations may include options at extra charge. Please contact your local Volkswagen Commercial Vehicles Van Centre for details of the standard equipment and optional extras available.



Build your own

Find a Tour Centre

Test drive

Offers & Finance

Conversions




# State-of-the-art driver assistance and safety systems.

Watch video >



**Front Assist with City Emergency Braking System.**  
Standard across the Crafter panel van range, this detects critical distances, warns of hazardous situations and when necessary, triggers emergency braking.<sup>1</sup>



**Crosswind Assist.**  
As part of the Electronic Stabilisation Programme (ESP), Crosswind Assist applies adaptive braking intervention when the vehicle encounters a strong crosswind. Standard on Crafter panel vans.

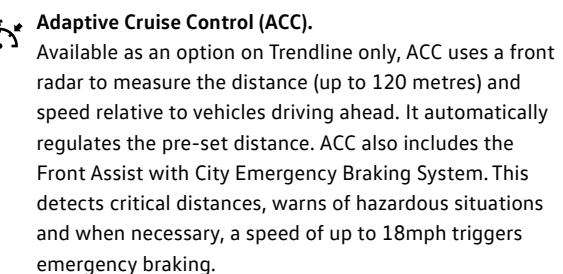
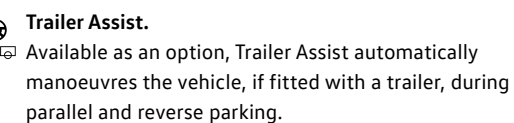
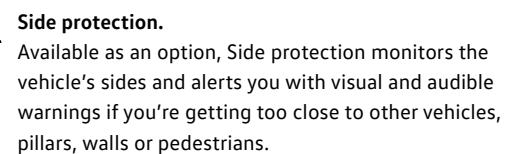
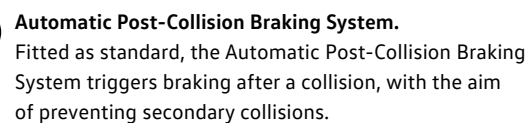
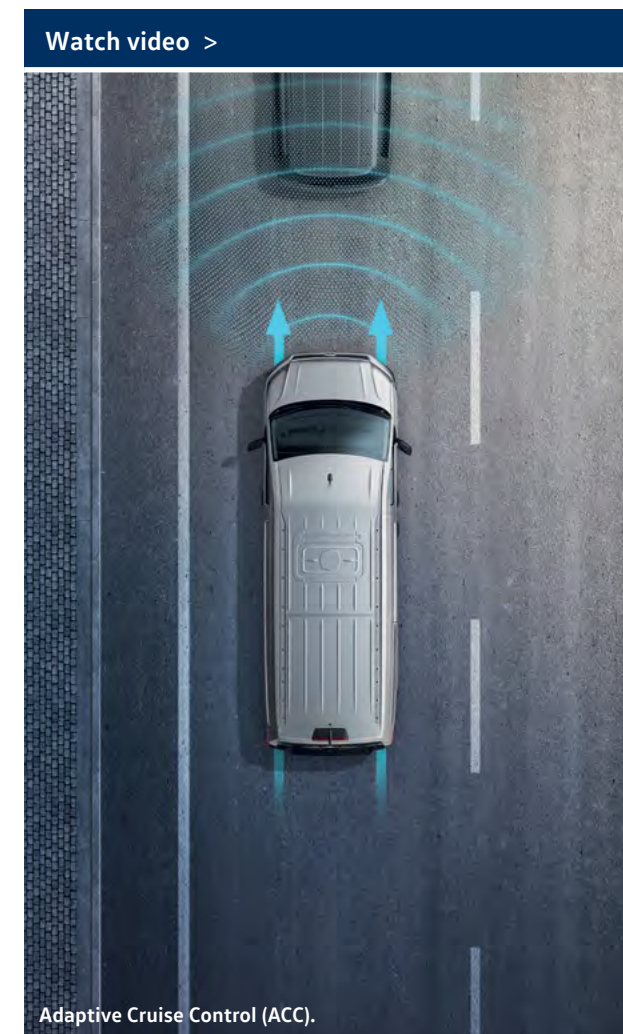

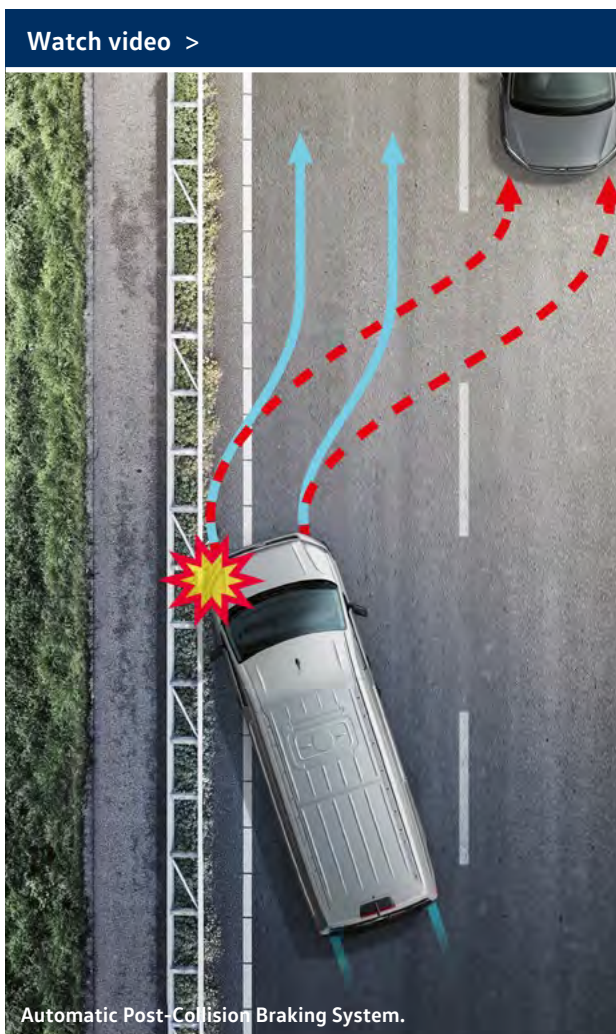
<sup>1</sup> For panel van and closed bodies only.

Illustrations may include options at extra charge. Please contact your local Volkswagen Commercial Vehicles Van Centre for details of the standard equipment and optional extras available.

Exterior	Interior	Drive systems	Assistance systems	Crafter panel van	Crafter Bodies & Conversions	Business Pack	Equipment	Model variants	Paint & upholstery	Infotainment & connectivity	Technical information	Price list	Accessories	Finance options	Finance, insurance, servicing & warranties
----------	----------	---------------	--------------------	-------------------	------------------------------	---------------	-----------	----------------	--------------------	-----------------------------	-----------------------	------------	-------------	-----------------	--

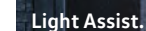
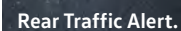


## Assistance systems to help keep you one step ahead.



Illustrations may include options at extra charge. Please contact your local Volkswagen Commercial Vehicles Van Centre for details of the standard equipment and optional extras available.





Available as an option, Lane Keeping Assist countersteers the vehicle if the driver unintentionally drifts from a lane. The system also emits audible and visual warnings via the multi-function display to alert the driver of danger.



Available as an option, Rear Traffic Alert helps by emitting an audible warning when reversing out of a parking space if another vehicle is getting too close. If the driver fails to respond, the system intervenes and applies braking to help avoid a collision.



**Park Assist.**  
This useful option aids positioning into parking spaces. When reverse is engaged, the vehicle assumes control of the steering. All that's required of the driver is operate the clutch, accelerator and brake pedals, whilst keeping a good lookout.



Automatically dips the headlights when it detects oncoming vehicles, or vehicles travelling ahead, to prevent other drivers from becoming dazzled. The system automatically switches on the high-beam headlights when the vehicle is travelling above 37mph in darkness.

1 Within the system's thresholds.

Illustrations may include options at extra charge. Please contact your local Volkswagen Commercial Vehicles Van Centre for details of the standard equipment and optional extras available.







Starting from  
**£28,845<sup>†</sup>**

Please  
click here  
for more  
details.

## Highlights of the Crafter panel van

- **Lowest aerodynamic drag in its class**
- **Largest load compartment height of up to 2,196mm<sup>1</sup>**
- **Largest side loading and opening width of 1,311mm via the sliding door**

- 1 Value applies to the Crafter panel van with long wheelbase Maxi, super-high roof and front-wheel drive.
- 2 In comparison to rear-wheel drive and 4MOTION all-wheel drive.

Illustrations may include options at extra charge. Please contact your local Volkswagen Commercial Vehicles Van Centre for details of the standard equipment and optional extras available.



100mm lower loading sill with the front-wheel drive.<sup>2</sup>  
Image shown features optional Rear step in rear bumper half width including side marker lights.



Illustrations may include options at extra charge. Please contact your local Volkswagen Commercial Vehicles Van Centre for details of the standard equipment and optional extras available.

Volkswagen Commercial Vehicles may change RRP's at any time (this includes where there are government changes in regulation and/or legislation). There may be a delay to any RRP displaying correctly on our materials. Always obtain prices from your chosen authorised Van Centre. † Basic RRP excluding VAT.

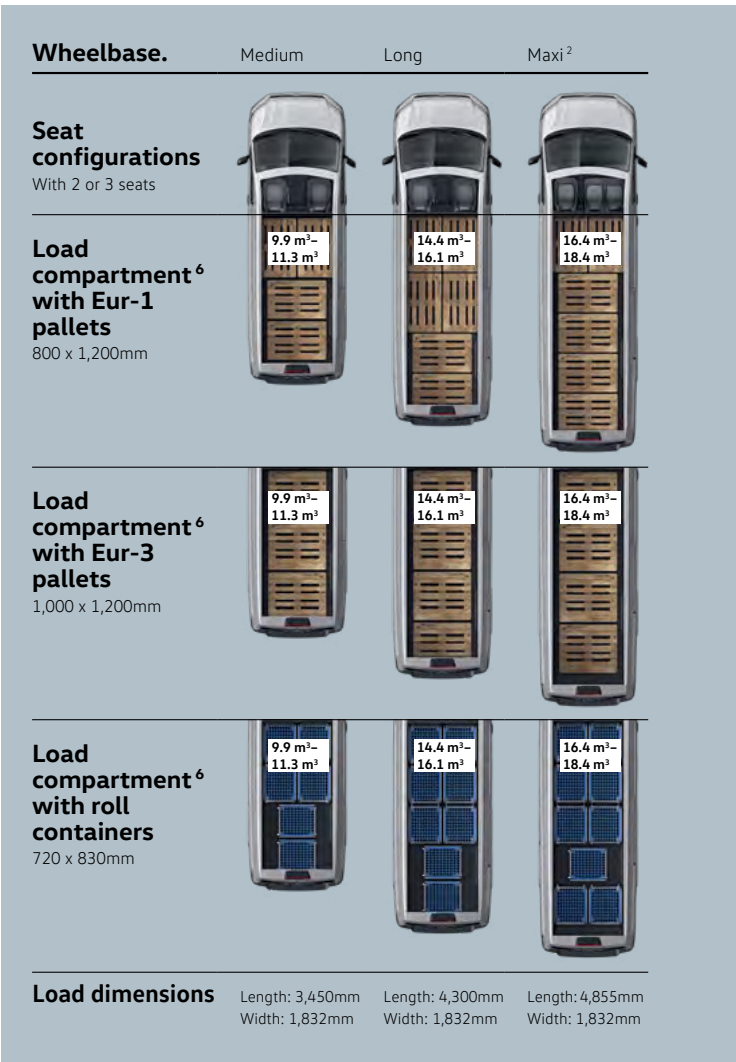




1 Optional at extra cost. 2 Will be introduced at a later date. Illustrations may include options at extra charge. Please contact your local Volkswagen Commercial Vehicles Van Centre for details of the standard equipment and optional extras available.



# Easy to load. Loads of space.



- Side sliding door with 1,311mm opening width.** Easy to load and unload with common load carriers such as Euro pallets.

**High load compartment with up to 2,196mm.**<sup>4</sup> In conjunction with front wheel drive, the Crafter panel van offers a competitive load height for its class.

**100mm lower load sill.** Compared to the rear wheel drive and 4MOTION all-wheel drive, the front wheel drive further simplifies loading and unloading thanks to its lower load sill.
- Universal floor for fitting third-party storage systems.**<sup>5</sup> The optional wooden floor is the ideal base for fitting your choice of storage system from a range of manufacturers. Special adapters for the notches in the floor deliver the flexibility to add or remove items with ease.

**Preparation for shelving systems.** Numerous hexagonal holes for M6 screw fittings are located every 100mm within the load area, simplifying the mounting of shelves and storage units.

1 With front wheel drive, RWD single rear wheel and 4MOTION all-wheel drive. 2 Not available with a low roof. 3 Not available in conjunction with a super-high roof. 4 Figures based on the front wheel drive Crafter panel van long wheelbase Maxi with super-high roof. 5 Optional at extra cost. 6 Figures are based on low roof to high roof load volumes/load volume for front-wheel drive. Illustrations may include options at extra charge. Please contact your local Volkswagen Commercial Vehicles Van Centre for details of the standard equipment and optional extras available.



# The Crafter panel van.

## Engineered for you.

The Crafter panel van is the perfect basis for specialist conversion due to its robust design. You can find example bodies here, on the following pages and also at [www.volkswagen-vans.co.uk/conversions](http://www.volkswagen-vans.co.uk/conversions)



**01 Mobility van.** The particularly low entry height and front wheel drive provide the optimal basis for the conversion of the Crafter panel van into a vehicle for persons with reduced mobility. Useful features include linear lift or rear lowering.

**02 Emergency services vehicle.** The Crafter panel van's versatility, with three lengths and heights as well as front wheel drive, rear wheel drive and 4MOTION all-wheel drive make it the ideal base vehicle for this specialist application.

**03 Mobile breakdown assistance van.** The large cargo space in the Crafter panel van with high roof is ideal for expansion as a mobile workshop.



Upgrade your Crafter panel van with the discounted Business Pack.

Now you can drive away in an upgraded Volkswagen Crafter panel van for less.



The Crafter panel van Business Pack includes:

- Anti-theft alarm with interior monitoring, backup horn and towing protection
- Climatic air conditioning system
- Overhead storage with two 1-Din slots and reading light (standard on Trendline models)
- Parking sensors, front and rear

Upgrade now for as little as **£1,335** +VAT.

SAVING UP TO **£1,545<sup>†</sup>** FOR YOU AND YOUR BUSINESS

Volkswagen Commercial Vehicles may change RRP's at any time (this includes where there are government changes in regulation and/or legislation). There may be a delay to any RRP displaying correctly on our materials. Always obtain prices from your chosen authorised Van Centre.  
<sup>†</sup> Saving against the cost of purchasing individual items.  
Image shown is for illustrative purposes only. Vehicle shown is not UK specification.

Exterior	Interior	Drive systems	Assistance systems	Crafter panel van	Crafter Bodies & Conversions	Business Pack	Equipment	Model variants	Paint & upholstery	Infotainment & connectivity	Technical information	Price list	Accessories	Finance options	Finance, insurance, servicing & warranties
----------	----------	---------------	--------------------	-------------------	------------------------------	---------------	-----------	----------------	--------------------	-----------------------------	-----------------------	------------	-------------	-----------------	--



# Crafter panel van

## Startline

### Standard equipment

Audio and communications	Safety and security
Composition Audio radio with USB/iPod connection and Bluetooth®	Anti-lock Braking System (ABS)
	Automatic hazard lights activation under emergency braking
	Crosswind Assist
	Driver Alert System
	Electronic Brake Assist (EBA)
	Electronic Stabilisation Programme (ESP), load adjusting
	Engine immobiliser
	Front Assist with City Emergency Braking System
	Halogen main headlights with range control and daytime running function
	Parking brake with hill hold control.
	Remote central locking with two remote keys
	Seat belt warning light for driver
	Three-point inertia-reel seatbelts for all seats
	Windscreen wiper with variable intermittent delay and wash-wipe system
Cab area	Wheels and tyres
Austin fabric seat covers (Anthracite)	16" x 6.5J steel wheels
Dual passenger seat with storage compartment and folding tray in backrest	205/75 R16 C113/111 low rolling resistance
Electromechanical Servotronic steering	Full size steel spare wheel
Rubber floor covering	Tool kit and jack
Steering wheel with reach and rake adjustment	
12V socket	
Cargo area	
Full-height steel bulkhead without window	
Rear wing doors without window	
Two load-lashing rings on B-pillar	
Exterior	
Manually adjustable door mirrors	
180° rear wing doors. (270° hinges on LWB Maxi)	
75 litre fuel tank with lockable cap	
Manual side sliding door passenger's side	
Black unpainted bumpers	


### Additional equipment – Startline 5.0T GVW models

Exterior	Safety and security
Double rear wheels	Mandatory speed limiter – 56mph.
Rear wheel drive	Smart digital tachograph

Illustrations includes options at extra charge.

Starting from  
£28,845<sup>†</sup>

Please click here for more details.



Front Assist with City Emergency Braking System.

## Upgrade your Crafter Startline panel van with a Business Pack and save £1,545.\*

\* Saving against the cost of purchasing individual items.

- Anti-theft alarm with interior monitoring, back-up horn and towing protection
- Climatic air conditioning system
- Overhead storage with two 1-Din slots and reading light
- Parking sensors, front and rear

FOR ONLY  
**£1,335**  
+ VAT

Find out more



Volkswagen Commercial Vehicles may change RRP's at any time (this includes where there are government changes in regulation and/or legislation). There may be a delay to any RRP displaying correctly on our materials. Always obtain prices from your chosen authorised Van Centre. † Basic RRP excluding VAT  
Detailed information regarding tyre efficiency labelling and technical specifications on all potential tyre fitments can be found by visiting the Volkswagen Commercial Vehicles online car configurator at [www.volkswagen-vans.co.uk/en/configurator.html](http://www.volkswagen-vans.co.uk/en/configurator.html)



# Crafter panel van

## Trendline

### Additional equipment – Trendline

Audio and communications
Composition Colour DAB+ radio with 6.5 inch touch-screen, USB/iPod connection and Bluetooth®
App-Connect
Cab area
Comfort single driver's seat including 2-way lumbar support and armrest
Cruise control with speed limiter
Electrically adjustable and heated door mirrors
Multi-function display Plus
Multi-function steering wheel
Overhead storage with two 1-Din slots and reading light
Cargo area
Grab handles on rear entry pillars
Load floor cover – wooden
Exterior
Rear wing doors with 270° hinges



Multi-function steering wheel.



Composition Colour DAB+ radio with 6.5 inch touch-screen.

Starting from  
**£33,265**<sup>†</sup>

Please click here for more details.

Illustrations may include options at extra charge.  
Please contact your local Volkswagen Commercial Vehicles Van Centre for details of the standard equipment and optional extras available.

Upgrade your Crafter Trendline panel van with a Business Pack and save £1,410.\*

\* Saving against the cost of purchasing individual items.

- Anti-theft alarm with interior monitoring, back-up horn and towing protection
- Climatic air conditioning system
- Parking sensors, front and rear

FOR ONLY  
**£1,335**  
+ VAT







Find out more

Volkswagen Commercial Vehicles may change RRP's at any time (this includes where there are government changes in regulation and/or legislation). There may be a delay to any RRP displaying correctly on our materials. Always obtain prices from your chosen authorised Van Centre. † Basic RRP excluding VAT.





# The Crafter panel van model variants.







Panel van	Medium wheelbase	Long wheelbase	Long wheelbase Maxi
Vehicle length	5,986mm	6,836mm	7,391mm
Interior length	3,450mm	4,300mm	4,855mm
Low roof (optional) Vehicle height <sup>1</sup> : 2,355mm Interior height <sup>2</sup> : 1,726mm		---	---
High roof (standard) Vehicle height <sup>1</sup> : 2,590mm Interior height <sup>2</sup> : 1,961mm			
Super-high roof (optional) Vehicle height <sup>1</sup> : 2,798mm Interior height <sup>2</sup> : 2,196mm	---		

1 For front-wheel drive, 4MOTION all-wheel drive, and rear-wheel drive with single tyres. Height dimensions to the road have a tolerance of ± 50mm. 2 Interior height for front-wheel drive.

Illustrations may include options at extra charge. Please contact your local Volkswagen Commercial Vehicles Van Centre for details of the standard equipment and optional extras available.



# Paint & upholstery



1 Optional at extra cost.

Please note: Screen representations do not allow exact reproduction of paint and upholstery colours.

Illustrations include options at extra charge. Please contact your local Volkswagen Commercial Vehicles Van Centre for details of the standard equipment and optional extras applicable in your country.



# Infotainment & connectivity



- 01 Composition Audio radio system.** The Composition Audio features a 5 inch display and comes with USB and mobile phone interface. Standard on Startline model.
- 02 Composition Colour DAB+ radio system.** The Composition Colour DAB+ radio system features a 6.5 inch TFT touch-screen colour display, two USB (type-C) ports, Bluetooth®, SD card slot and four speakers delivering 20 watt output. It also features App-Connect, an integrated eSIM and mobile online services as part of We Connect<sup>1</sup> and We Connect Plus<sup>1,2</sup>. Standard on Trendline and optional on Startline models.
- 03 Discover Media satellite navigation system.** The optional Discover Media satellite navigation system features an 8 inch colour touch-screen with proximity sensor. The system also includes DAB+ a 32GB media storage, natural voice control, free map updates via the internet and mobile online services with Volkswagen We Connect Plus<sup>1,2</sup>, wireless App-Connect<sup>3</sup> and integrated eSIM. Optional on all models.

1 To use We Connect services, you need to have a Volkswagen ID user account, and must log into We Connect with your username and password. In addition, a separate We Connect contract or We Connect Plus contract must be concluded online with Volkswagen AG. For We Connect Plus, you have 90 days from the handover of the vehicle to register the vehicle at [www.portal.volkswagen-we.com](http://www.portal.volkswagen-we.com), and use the services for the full duration of the agreed free period. 2 Free of charge for the first year when you order Composition Colour or Discover Media navigation systems. There is an extra charge in the event of renewal once the free period has expired. 3 Only in conjunction with compatible Apple CarPlay devices on the Discover Media navigation system.





# We Connect and We Connect Plus.

## Your vehicle's technology, at your fingertips.

With Volkswagen We Connect<sup>1</sup> driving a van will now be even more digital. The We Connect<sup>1</sup> App connects your smartphone to the vehicle with an integrated eSIM card. To take advantage of these exclusive services, you can register today with the We Connect<sup>1</sup> Portal. Once your vehicle has been activated, you can access the full range of Mobile Online Services.

### We Connect<sup>1</sup>

- BREAKDOWN CALL**

In the event of a breakdown, we get to your location quickly. With 'Breakdown Call', you can call for breakdown assistance from your vehicle with the press of a button. The system will send your location and vehicle information directly to the AA Call Centre.
- PARKING POSITION**

The 'Parking Position' Service shows you where your car is located. If necessary, it can also show you the fastest way of getting to it.
- SERVICE SCHEDULING**

You drive – Volkswagen 'Service Scheduling' looks after the rest. As soon as your vehicle's service is due, a notification will automatically be sent to your chosen Volkswagen Van Centre, who will be in touch to book the service appointment with you.
- EMERGENCY CALL SERVICE**

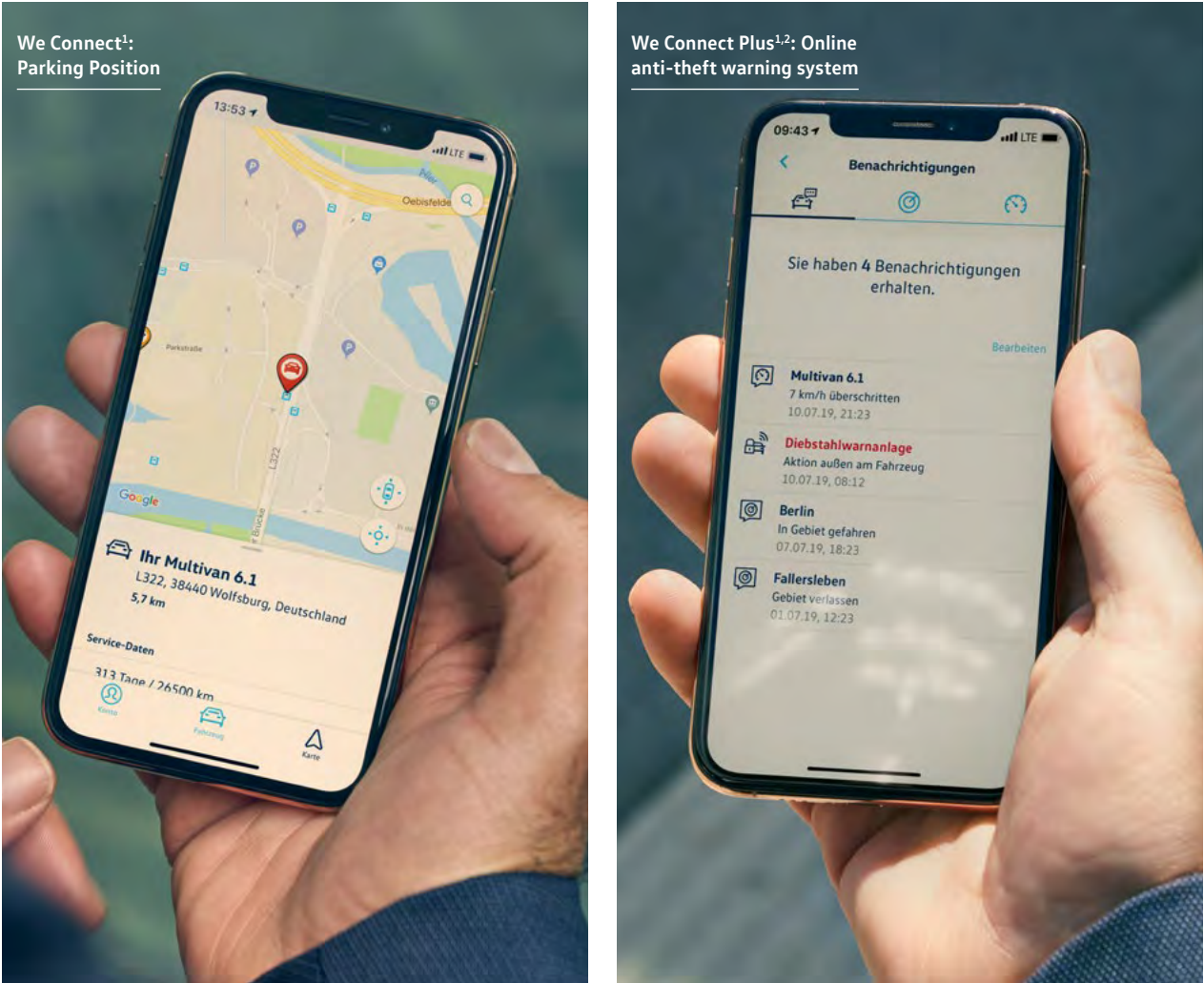
In the event of a serious accident, you can press the 'eCall' button to speak to the emergency services who will automatically dispatch help to your exact location or, in the event your vehicle is involved in an accident, they will contact you and will automatically dispatch help if you are not able to respond.

### We Connect Plus<sup>1,2</sup>

- LOCK & UNLOCK**

'Lock & Unlock' allows you to control the central locking system of your vehicle – using your smartphone, you can conveniently lock and unlock the doors and luggage compartment.
- ONLINE ANTI-THEFT ALARM\***

Sit back and relax – your vehicle can look after itself. If an attempt is made to break into the car, the 'Online Anti-Theft Alarm' will inform the We Connect app on your smartphone or by email.



1 To use We Connect services, you need a Volkswagen ID user account and must log in to We Connect with your user name and password. A separate We Connect contract or We Connect Plus contract will also need to be made online with Volkswagen AG. For We Connect Plus you have 90 days after the handover of the vehicle to register the vehicle on [www.portal.volkswagen-we.com](http://www.portal.volkswagen-we.com) and can use services free during this time. 2 Free of charge for the first year when you order Composition Colour or Discover Media navigation system. There is an extra charge in the event of renewal once the free period has expired. For the use of the Streaming and Internet based services and for the Wi-Fi hotspot, data packages can be purchased from Cubic Telecom, our mobile communications partner and used in the network coverage area within many European countries. You can find information on prices and supported countries at [www.vw.cubictelcom.com](http://www.vw.cubictelcom.com) Images shown are for illustrative purposes only.





# We Connect.

Your vehicle's technology, at your fingertips.

We Connect <sup>1</sup>	We Connect Plus <sup>1,2</sup>
Automatic Accident Notification	Area Alert
Breakdown call	Filling & Charging Stations
Doors & Lights	Horn & Turn Signals
Driving Data	Internet Radio
eCall Emergency System	Lock & Unlock
Emergency Call	Media Streaming <sup>3</sup>
Parking Position	Online Anti-theft Warning System <sup>3</sup>
Service Scheduling	Online Map Update <sup>3</sup>
Vehicle Health Report	Online Route Calculation <sup>3</sup>
Vehicle Status	Online Route Search
	Online Traffic Information <sup>3</sup>
	Online Voice Control
	Speed Alert
	Parking Spaces

	Startline	Trendline
We Connect	Optional with Composition Colour	–
We Connect Plus – One year subscription	Optional with Composition Colour	Standard
We Connect Plus – Three year's subscription	Optional with Discover Media Navigation	Optional with Discover Media Navigation



1 To use We Connect services, you need a Volkswagen ID user account and must log in to We Connect with your user name and password. A separate We Connect contract or We Connect Plus contract will also need to be made online with Volkswagen AG. For We Connect Plus you have 90 days after the handover of the vehicle to register the vehicle on [www.portal.volkswagen-we.com](http://www.portal.volkswagen-we.com) and can use services free during this time. 2 Free of charge for the first year when you order Composition Colour or Discover Media navigation system. There is an extra charge in the event of renewal once the free period has expired. 3 For the use of the Streaming and Internet based services and for the Wi-Fi hotspot, data packages can be purchased from Cubic Telecom, our mobile communications partner and used in the network coverage area within many European countries. You can find information on prices and supported countries at [www.vw.cubiclecom.com](http://www.vw.cubiclecom.com)



# Engine & gearbox data

Engine specifications	2.0 TDI 102PS	2.0 TDI 122PS	2.0 TDI 140PS	2.0 TDI 177PS
Mixture preparation/injection method	Common-rail/exhaust-gas turbocharger	Common-rail/exhaust-gas turbocharger	Common-rail/exhaust-gas turbocharger	Common-rail/exhaust-gas turbocharger
EU exhaust emission standard – FWD / 4MOTION	EU6d EVAP ISC	–	EU6d EVAP ISC	EU6d EVAP ISC
EU exhaust emission standard – RWD	–	EURO VI-d Heavy Duty	EU6d-TEMP-EVAP	EURO VI-d Heavy Duty
Number of cylinders	4	4	4	4
Cubic capacity	1,968cc	1,968cc	1,968cc	1,968cc
Output, PS at rpm	102 at 3,000-3,500	122 at 3,500	140 at 3,500-3,600	177 at 3,600
Torque, max. Nm at rpm	300 at 1,400-2,250	300 at 1,400-2,250	340 at 1,600-2,250	410 at 1,500-2,000
Fuel tank capacity	75 litres	75 litres	75 litres	75 litres
AdBlue® tank capacity	18 litres	18 litres	18 litres	18 litres
Diesel Particulate Filter [DPF]	●	●	●	●
6-speed manual gearbox	●	●	●	●
8-speed automatic gearbox	–	–	○	○
Front-wheel drive	●	–	●	●
Rear-wheel drive	–	●	○	○
4MOTION all-wheel drive	–	–	○	○
Alternator <sup>1</sup>	140 A or 180 A	140 A or 180 A	140 A or 180 A	140 A or 180 A
Battery <sup>2</sup>	92 Ah or 95 Ah	92 Ah or 95 Ah	92 Ah or 95 Ah	92 Ah or 95 Ah

● Standard   ○ Available   – Not available.

1 Alternator rating depends on trimline and additional optional equipment fitted.   2 Battery rating depends on additional optional equipment fitted.



# Panel van fuel consumption, performance and emissions

## Front wheel drive / 4MOTION Euro 6 RDE2

		RDE2 Compliant	CO <sub>2</sub> emissions,g/km <sup>1</sup> , Max. CO <sub>2</sub> emissions,g/km <sup>1</sup> , Min.	Combined fuel consumption mpg <sup>1</sup> , Max. Combined fuel consumption mpg <sup>1</sup> , Min.	Combined fuel consumption (ltr/100 km) <sup>1</sup> , Max. Combined fuel consumption (ltr/100 km) <sup>1</sup> , Min.	Top speed, mph (where law permits)
Startline medium wheelbase with high roof						
CR30	2.0TDI 102PS FWD 6-speed manual	Yes	262 – 223	28.2 – 33.2	10.0 – 8.5	88
CR35	2.0TDI 102PS FWD 6-speed manual	Yes	264 – 227	28.0 – 32.8	10.1 – 8.6	88
	2.0TDI 140PS FWD 6-speed manual	Yes	279 – 234	26.6 – 31.7	10.6 – 8.9	98
	2.0TDI 140PS 4MOTION 6-speed manual	Yes	288 – 249	25.7 – 29.7	11.0 – 9.5	96
	2.0TDI 140PS FWD 8-speed automatic	Yes	290 – 244	25.7 – 30.4	11.0 – 9.3	96
Startline long wheelbase with high roof						
CR35	2.0TDI 102PS FWD 6-speed manual	Yes	272 – 229	27.2 – 32.5	10.4 – 8.7	88
	2.0TDI 140PS FWD 6-speed manual	Yes	288 – 237	25.7 – 31.4	11.0 – 9.0	98
	2.0TDI 140PS FWD 8-speed automatic	Yes	303 – 247	24.6 – 30.1	11.5 – 9.4	96
CR40	2.0TDI 177PS FWD 6-speed manual	Yes	285 – 218	25.9 – 34.0	10.9 – 8.3	56
	2.0TDI 177PS FWD 8-speed automatic	Yes	295 – 229	25.0 – 32.5	11.3 – 8.7	56
Trendline medium wheelbase with high roof						
CR35	2.0TDI 102PS FWD 6-speed manual	Yes	262 – 228	28.0 – 32.5	10.1 – 8.7	88
	2.0TDI 140PS FWD 6-speed manual	Yes	279 – 236	26.6 – 31.4	10.6 – 9.0	98
	2.0TDI 140PS 4MOTION 6-speed manual	Yes	288 – 251	25.7 – 29.4	11.0 – 9.6	96
	2.0TDI 140PS FWD 8-speed automatic	Yes	290 – 246	25.7 – 30.1	11.0 – 9.4	96
	2.0TDI 177PS FWD 6-speed manual	Yes	276 – 246	26.9 – 30.1	10.5 – 9.4	102
	2.0TDI 177PS 4MOTION 8-speed automatic	Yes	304 – 268	24.4 – 27.7	11.6 – 10.2	101
	2.0TDI 177PS FWD 8-speed automatic	Yes	283 – 256	26.2 – 28.8	10.8 – 9.8	102
Trendline long wheelbase with high roof						
CR35	2.0TDI 102PS FWD 6-speed manual	Yes	272 – 230	27.2 – 32.1	10.4 – 8.8	88
	2.0TDI 140PS FWD 6-speed manual	Yes	288 – 239	25.7 – 31.0	11.0 – 9.1	98
	2.0TDI 140PS 4MOTION 6-speed manual	Yes	293 – 255	25.2 – 29.1	11.2 – 9.7	96
	2.0TDI 140PS FWD 8-speed automatic	Yes	303 – 250	24.6 – 29.7	11.5 – 9.5	96
	2.0TDI 177PS FWD 6-speed manual	Yes	285 – 249	25.9 – 29.7	10.9 – 9.5	102
	2.0TDI 177PS 4MOTION 8-speed automatic	Yes	311 – 272	23.9 – 27.2	11.8 – 10.4	101
	2.0TDI 177PS FWD 8-speed automatic	Yes	295 – 259	25.0 – 28.5	11.3 – 9.9	102
Trendline long wheelbase Maxi with high roof						
CR35	2.0TDI 140PS FWD 6-speed manual	Yes	289 – 241	25.7 – 30.7	11.0 – 9.2	98
	2.0TDI 140PS FWD 8-speed automatic	Yes	303 – 252	24.4 – 29.4	11.6 – 9.6	96
	2.0TDI 177PS FWD 6-speed manual	Yes	285 – 251	25.9 – 29.4	10.9 – 9.6	102

1 Figures shown are for comparability purposes; only compare fuel consumption and CO<sub>2</sub> figures with other vehicles tested to the same technical procedures. These figures may not reflect real life driving results, which will depend upon a number of factors including the accessories fitted (post-registration), variations in weather, driving styles and vehicle load. Data correct at 20.9.2021. Figures quoted are for a range of configurations (including non-UK) and are subject to change due to ongoing approvals/changes. Please consult your authorised Volkswagen Van Centre for further information.

RDE2 refers to Real Driving Emissions Step 2.



Panel van fuel consumption, performance and emissions (continued)

Rear wheel drive

Engine/transmission		EU exhaust emission standard	Urban mpg (ltr/100km) <sup>1</sup>	Extra-Urban mpg (ltr/100km) <sup>1</sup>	Combined mpg (ltr/100km) <sup>1</sup>	Top speed, mph (where law permits)	CO <sub>2</sub> emissions, g/km <sup>1</sup>
Startline medium wheelbase with high roof							
CR35	2.0TDI 140PS RWD 6-speed manual	Euro 6	35.3 (8.0)	40.9 (6.9)	38.2 (7.4))	97	194
Startline long wheelbase with high roof							
CR35	2.0TDI 140PS RWD 6-speed manual	Euro 6	35.3 (8.0)	40.9 (6.9)	38.2 (7.4)	97	194
Trendline medium wheelbase with high roof							
CR35	2.0TDI 140PS RWD 6-speed manual	Euro 6	35.3 (8.0)	40.9 (6.9)	38.2 (7.4)	97	197
	2.0TDI 177PS RWD 6-speed manual	Euro VI HD	31.7 (8.9)	40.4 (7.0)	36.7 (7.7)	102	203
Trendline long wheelbase with high roof							
CR35	2.0TDI 140PS RWD 6-speed manual	Euro 6	35.3 (8.0)	40.9 (6.9)	38.2 (7.4)	97	194
	2.0TDI 177PS RWD 6-speed manual	Euro VI HD	31.7 (8.9)	40.4 (7.0)	36.7 (7.7)	102	203
Medium wheelbase with high roof							
CR50	2.0TDI 122PS RWD 6-speed manual	Euro VI HD	26.2 (10.8)	37.7 (7.5)	32.5 (8.7)	56	228
	2.0TDI 177PS RWD 6-speed manual	Euro VI HD	25.2 (11.2)	38.7 (7.3)	32.5 (8.7)	56	228
	2.0TDI 177PS RWD 8-speed automatic	Euro VI HD	30.7 (9.2)	35.8 (7.9)	33.6 (8.4)	56	219
Long wheelbase with high roof							
CR50	2.0TDI 122PS RWD 6-speed manual	Euro VI HD	26.2 (10.8)	37.7 (7.5)	32.5 (8.7)	56	228
	2.0TDI 177PS RWD 6-speed manual	Euro VI HD	25.2 (11.2)	38.7 (7.3)	32.5 (8.7)	56	228
	2.0TDI 177PS RWD 8-speed automatic	Euro VI HD	31.4 (9.0)	34.4 (8.2)	33.2 (8.5)	56	222
Long wheelbase Maxi with high roof							
CR50	2.0TDI 122PS RWD 6-speed manual	Euro VI HD	26.2 (10.8)	36.7 (7.7)	32.1 (8.8)	56	231
	2.0TDI 177PS RWD 6-speed manual	Euro VI HD	25.0 (11.3)	38.2 (7.4)	32.1 (8.8)	56	231
	2.0TDI 177PS RWD 8-speed automatic	Euro VI HD	31.4 (9.0)	34.4 (8.2)	33.2 (8.5)	56	222

1 We are currently changing over to the new vehicle testing regime known as the Worldwide Harmonised Light Vehicle Test Procedure (WLTP). This is being phased in for Light Commercial Vehicles (LCVs) and replaces the New European Driving Cycle (NEDC) test procedure for establishing the official fuel consumption and CO<sub>2</sub> emissions figures for new vehicles. WLTP applies to all vehicle manufacturers. If you order an LCV now, it is likely to have different official fuel consumption, CO<sub>2</sub> emissions data and specification to that shown in the configurator. For more information, please speak to your local authorised Van Centre. Comparisons may be unreliable. Other factors including Gross Vehicle Weight, trimline, extra equipment, options and accessories (wheels, tyres, etc.) may change vehicle parameters such as the weight, rolling resistance of the tyres and the aerodynamics and thus influence the fuel consumption, CO<sub>2</sub> emissions and driving performance values.



# Working with you

The Crafter panel van offers professional transport solutions for all: we promise to work with you to tailor your new Crafter panel van and optimise the payload for your individual business requirements. Simply call your local Van Centre directly to discuss your needs.

## Panel van weights

					Startline		Trendline		
Engine/transmission		Gross vehicle weight <sup>1</sup> , kg	Axle load limit, front/rear, kg	Trailer weight braked 12%/unbraked, kg	Gross train weight, kg	Unladen weight <sup>2</sup> , kg	Payload <sup>3</sup> , kg	Unladen weight <sup>2</sup> , kg	Payload <sup>3</sup> , kg
Medium wheelbase panel van with high roof									
CR30	2.0TDI 102PS FWD 6-speed manual	3,000	1,800 / 2,100	2,500 / 750	5,500	2,239	761	–	–
CR35	2.0TDI 102PS FWD 6-speed manual	3,500	1,800 / 2,100	2,500 / 750	5,500	2,239	1,261	2,297	1,203
	2.0TDI 140PS FWD 6-speed manual	3,500	1,800 / 2,100	3,000 / 750	6,000	2,248	1,252	2,306	1,194
	2.0TDI 140PS 4MOTION 6-speed manual	3,500	1,800 / 2,100	3,000 / 750	6,000	2,375	1,125	2,432	1,068
	2.0TDI 140PS FWD 8-speed automatic	3,500	1,800 / 2,100	3,000 / 750	6,000	2,285	1,215	2,343	1,157
	2.0TDI 140PS RWD 6-speed manual	3,500	1,800 / 2,250	3,000 / 750	6,500	2,313	1,187	2,370	1,130
	2.0TDI 177PS FWD 6-speed manual	3,500	1,800 / 2,100	3,000 / 750	6,000	–	–	2,315	1,185
	2.0TDI 177PS RWD 6-speed manual	3,500	1,800 / 2,100	3,500 / 750	7,000	–	–	2,380	1,120
	2.0TDI 177PS FWD 8-speed automatic	3,500	1,800 / 2,100	3,000 / 750	6,000	–	–	2,352	1,148
	2.0TDI 177PS 4MOTION 8-speed automatic	3,500	1,800 / 2,250	3,000 / 750	6,000	–	–	2,474	1,026
CR50	2.0TDI 122PS RWD 6-speed manual	5,000	2,200 / 3,500	3,500 / 750	7,500	2,528	2,472	–	–
	2.0TDI 177PS RWD 6-speed manual	5,000	2,200 / 3,500	3,500 / 750	8,000	–	–	2,589	2,411
	2.0TDI 177PS RWD 8-speed automatic	5,000	2,200 / 3,500	3,500 / 750	8,000	–	–	2,630	2,370

1 We are currently changing over to the new vehicle testing regime known as the Worldwide Harmonised Light Vehicle Test Procedure (WLTP). This is being phased in for Light Commercial Vehicles (LCVs) and replaces the New European Driving Cycle (NEDC) test procedure for establishing the official fuel consumption and CO<sub>2</sub> emissions figures for new vehicles. WLTP applies to all vehicle manufacturers. If you order an LCV now, it is likely to have different official fuel consumption, CO<sub>2</sub> emissions data and specification to that shown in the configurator. For more information, please speak to your local authorised Van Centre. Comparisons may be unreliable. Other factors including Gross Vehicle Weight, trimline, extra equipment, options and accessories (wheels, tyres, etc.) may change vehicle parameters such as the weight, rolling resistance of the tyres and the aerodynamics and thus influence the fuel consumption, CO<sub>2</sub> emissions and driving performance values.

2 Unladen weight includes approximately 90% fuel load and 75kg for driver.

3 Payload = gross vehicle weight minus unladen weight. Quoted weights are for vehicles with standard specification. Unladen weight and payload may be influenced by trimline, factory options and Van Centre fitted accessories. The minimum payload range includes base specification vehicle. Payload can be improved by removal of standard equipment e.g. spare wheel, wooden floor or replacement of twin passenger seat with a single seat. Please contact your local Volkswagen Van Centre for more details.



# Panel van weights (continued)

					Startline		Trendline		
Engine/transmission		Gross vehicle weight <sup>1</sup> , kg	Axle load limit, front/rear, kg	Trailer weight braked 12%/unbraked, kg	Gross train weight, kg	Unladen weight <sup>2</sup> , kg	Payload <sup>3</sup> , kg	Unladen weight <sup>2</sup> , kg	Payload <sup>3</sup> , kg
Long wheelbase panel van with high roof									
CR35	2.0TDI 102PS FWD 6-speed manual	3,500	1,800 / 2,100	2,500 / 750	5,500	2,350	1,150	2,419	1,081
	2.0TDI 140PS FWD 6-speed manual	3,500	1,800 / 2,100	3,000 / 750	6,000	2,358	1,142	2,428	1,072
	2.0TDI 140PS FWD 8-speed automatic	3,500	1,800 / 2,100	3,000 / 750	6,000	2,390	1,110	2,460	1,040
	2.0TDI 140PS RWD 6-speed manual	3,500	1,800 / 2,250	3,000 / 750	6,500	2,427	1,073	2,497	1,003
	2.0TDI 140PS 4MOTION 6-speed manual	3,500	1,800 / 2,100	3,000 / 750	6,000	–	–	2,555	945
	2.0TDI 177PS FWD 6-speed manual	3,500	1,800 / 2,100	3,000 / 750	6,000	–	–	2,437	1,063
	2.0TDI 177PS FWD 8-speed automatic	3,500	1,800 / 2,100	3,000 / 750	6,000	–	–	2,469	1,031
	2.0TDI 177PS RWD 6-speed manual	3,500	1,800 / 2,250	3,500 / 750	7,000	–	–	2,506	994
	2.0TDI 177PS 4MOTION 8-speed automatic	3,500	1,800 / 2,100	3,000 / 750	6,000	–	–	2,596	904
CR40	2.0TDI 177PS FWD 6-speed manual	4,000	2,100 / 2,380	2,500 / 750	7,000	2,393	1,607	–	–
	2.0TDI 177PS FWD 8-speed automatic	4,000	2,100 / 2,380	2,500 / 750	7,000	2,425	1,575	–	–
CR50	2.0TDI 122PS RWD 6-speed manual	5,000	2,200 / 3,500	3,500 / 750	7,500	2,646	2,354	–	–
	2.0TDI 177PS RWD 6-speed manual	5,000	2,200 / 3,500	3,500 / 750	8,000	2,640	2,360	2,710	2,290
	2.0TDI 177PS RWD 8-speed automatic	5,000	2,200 / 3,500	3,500 / 750	8,000	–	–	2,751	2,249
Long wheelbase Maxi with high roof									
CR35	2.0TDI 140PS FWD 6-speed manual	3,500	1,800 / 2,100	3,000 / 750	6,000	–	–	2,498	1,002
	2.0TDI 140PS FWD 8-speed automatic	3,500	1,800 / 2,100	3,000 / 750	6,000	–	–	2,535	965
	2.0TDI 177PS FWD 6-speed manual	3,500	1,800 / 2,100	3,000 / 750	6,000	–	–	2,507	993
CR50	2.0TDI 122PS RWD 6-speed manual	5,000	2,200 / 3,500	3,500 / 750	7,500	2,717	2,283	–	–
	2.0TDI 177PS RWD 6-speed manual	5,000	2,200 / 3,500	3,500 / 750	8,000	–	–	2,799	2,201
	2.0TDI 177PS RWD 8-speed automatic	5,000	2,200 / 3,500	3,500 / 750	8,000	–	–	2,830	2,170

1 We are currently changing over to the new vehicle testing regime known as the Worldwide Harmonised Light Vehicle Test Procedure (WLTP). This is being phased in for Light Commercial Vehicles (LCVs) and replaces the New European Driving Cycle (NEDC) test procedure for establishing the official fuel consumption and CO<sub>2</sub> emissions figures for new vehicles. WLTP applies to all vehicle manufacturers. If you order an LCV now, it is likely to have different official fuel consumption, CO<sub>2</sub> emissions data and specification to that shown in the configurator. For more information, please speak to your local authorised Van Centre. Comparisons may be unreliable. Other factors including Gross Vehicle Weight, trimline, extra equipment, options and accessories (wheels, tyres, etc.) may change vehicle parameters such as the weight, rolling resistance of the tyres and the aerodynamics and thus influence the fuel consumption, CO<sub>2</sub> emissions and driving performance values.

2 Unladen weight includes approximately 90% fuel load and 75kg for driver.

3 Payload = gross vehicle weight minus unladen weight. Quoted weights are for vehicles with standard specification. Unladen weight and payload may be influenced by trimline, factory options and Van Centre fitted accessories. The minimum payload range includes base specification vehicle. Payload can be improved by removal of standard equipment e.g. spare wheel, wooden floor or replacement of twin passenger seat with a single seat. Please contact your local Volkswagen Van Centre for more details.



# Panel van dimensions

## CR30/35 medium wheelbase

Roof height		Low <sup>1</sup> (optional)	High <sup>1</sup> (standard)
Wheelbase		3,640	3,640
Load compartment	length, mm	3,450/3,201**	3,450/3,201**
	width, mm	1,832	1,832
	width between wheel arches, mm	1,380	1,380
	height, mm (FWD/RWD & 4MOTION)	1,726/1,626	1,961/1,861
	load volume, m <sup>3</sup> (FWD/RWD & 4MOTION)	9.9/9.3	10.7/9.3
Side sliding door	width, mm	1,311	1,311
	height, mm	1,587	1,822
Rear wing doors	width, mm	1,552	1,552
	height, mm	1,605	1,840
Turning circle (wall to wall), m		13.6	13.6

All dimensions in millimetres (mm), unless otherwise stated.  
1 CR30 and CR35: RWD & 4MOTION derivatives have a lower internal load height due to a raised floor (by 100mm).

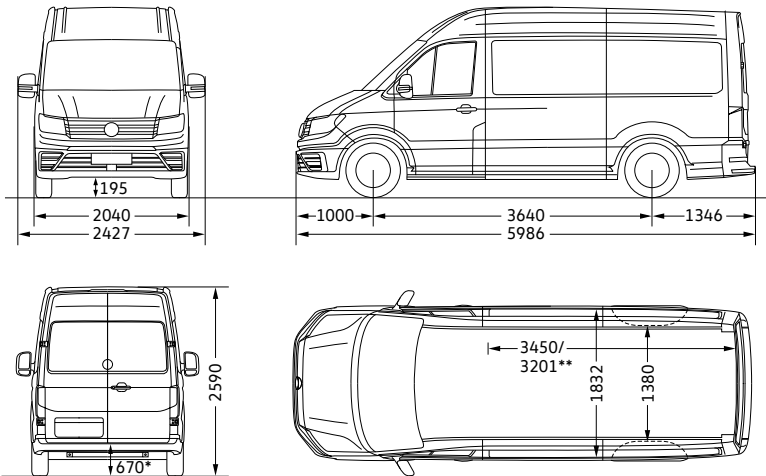


Illustration shown is CR35 medium wheelbase panel van with high roof.  
\* This value applies for RWD & 4MOTION all-wheel drive.  
\*\*Load compartment length, max. (at floor level)/load compartment length, min.

## CR35 long wheelbase

Roof height		High <sup>1</sup> (standard)	Super-high <sup>1</sup> (optional)
Wheelbase		4,490	4,490
Load compartment	length, mm	4,300/4,051**	4,300/4,051**
	width, mm	1,832	1,832
	width between wheel arches, mm	1,380	1,380
	height, mm (FWD/RWD & 4MOTION)	1,961/1,861	2,189/2,089
	load volume, m <sup>3</sup> (FWD/RWD & 4MOTION)	14.4/13.6	16.1/15.3
Side sliding door	width, mm	1,311	1,311
	height, mm	1,822	1,822
Rear wing doors	width, mm	1,552	1,552
	height, mm	1,840	1,840
Turning circle (wall to wall), m		16.2	16.2

All dimensions in millimetres (mm), unless otherwise stated.  
1 CR35: RWD & 4MOTION derivatives have a lower internal load height due to a raised floor (by 100mm).

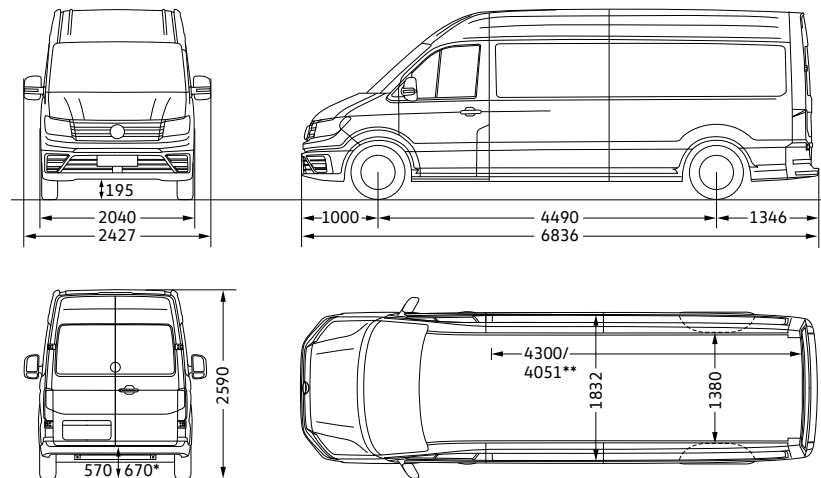


Illustration shown is CR35 long wheelbase panel van with high roof.  
\* On high roof models, this value applies for RWD & 4MOTION all-wheel drive and rear-wheel drive.  
On super-high roof models, this value applies for RWD & 4MOTION all-wheel drive only.  
\*\*Load compartment length, max. (at floor level)/load compartment length, min.

Please note: all measurements listed are based on series vehicles. The loading sill and height dimensions listed here may vary by approximately ±50 mm depending on the equipment fitted and load. The vehicle drawings are not to scale.



# Panel van dimensions (continued)

## CR35 long wheelbase Maxi

Roof height		High <sup>1</sup> (standard)	Super-high <sup>1</sup> (optional)
Wheelbase		4,490	4,490
Load compartment	length, mm	4,855/4,606**	4,855/4,606**
	width, mm	1,832	1,832
	width between wheel arches, mm	1,380	1,380
	height, mm (FWD/RWD & 4MOTION)	1,961/1,861	2,196/2,096
	load volume, m <sup>3</sup> (FWD/RWD & 4MOTION)	16.4/15.5	18.4/17.5
Side sliding door	width, mm	1,311	1,311
	height, mm	1,822	1,822
Rear wing doors	width, mm	1,552	1,552
	height, mm	1,840	1,840
Turning circle (wall to wall), m		16.2	16.2

All dimensions in millimetres (mm), unless otherwise stated.  
1 CR35: RWD & 4MOTION derivatives have a lower internal load height due to a raised floor (by 100mm).

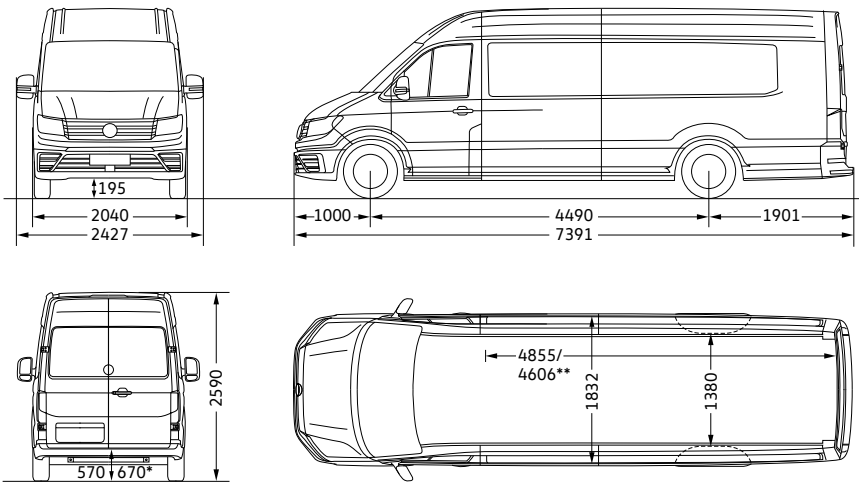


Illustration shown is CR35 long wheelbase Maxi with high roof.  
\* This value applies for RWD & 4MOTION all-wheel drive.  
\*\*Load compartment length, max. (at floor level)/load compartment length, min.

## CR50 medium wheelbase

Roof height		High (standard)
Wheelbase		3,640
Load compartment	length, mm	3,450/3,201*
	width, mm	1,832
	width between wheel arches, mm	1,030
	height, mm	1,861
	load volume, m <sup>3</sup>	13.6
Side sliding door	width, mm	1,311
	height, mm	1,722
Rear wing doors	width, mm	1,552
	height, mm	1,740
Turning circle (wall to wall), m		16.2

All dimensions in millimetres (mm), unless otherwise stated.

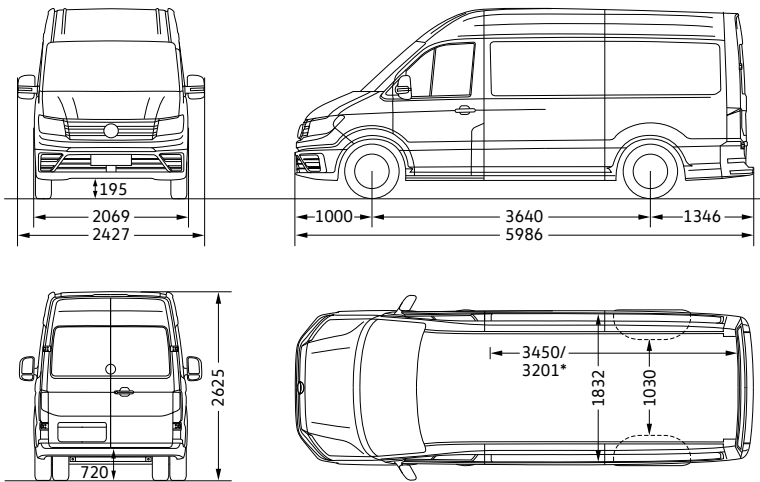


Illustration shown is CR50 medium wheelbase with high roof.  
\* Load compartment length, max. (at floor level)/load compartment length, min.

Please note: all measurements listed are based on series vehicles. The loading sill and height dimensions listed here may vary by approximately ±50 mm depending on the equipment fitted and load. The vehicle drawings are not to scale.



# Panel van dimensions (continued)

## CR50 long wheelbase

Roof height		High (standard)	Super-high (optional)
Wheelbase		4,490	4,490
Load compartment	length, mm	4,300/4,051*	4,300/4,051*
	width, mm	1,832	1,832
	width between wheel arches, mm	1,030	1,030
	height, mm	1,861	2,089
	load volume, m <sup>3</sup>	13.6	15.3
Side sliding door	width, mm	1,311	1,311
	height, mm	1,722	1,722
Rear wing doors	width, mm	1,552	1,552
	height, mm	1,740	1,740
Turning circle (wall to wall), m		16.2	16.2

All dimensions in millimetres (mm), unless otherwise stated.

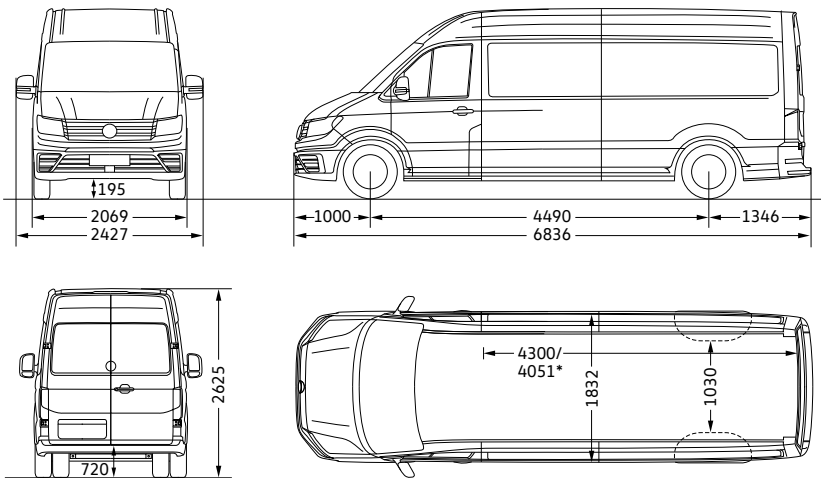


Illustration shown is CR50 long wheelbase with high roof.  
\* Load compartment length, max. (at floor level)/load compartment length, min.

## CR50 long wheelbase Maxi

Roof height		High (standard)	Super-high (optional)
Wheelbase		4,490	4,490
Load compartment	length, mm	4,855/4,606*	4,855/4,606*
	width, mm	1,832	1,832
	width between wheel arches, mm	1,030	1,030
	height, mm	1,861	2,096
	load volume, m <sup>3</sup>	15.5	17.5
Side sliding door	width, mm	1,311	1,311
	height, mm	1,722	1,722
Rear wing doors	width, mm	1,552	1,552
	height, mm	1,740	1,740
Turning circle (wall to wall), m		16.2	16.2

All dimensions in millimetres (mm), unless otherwise stated.

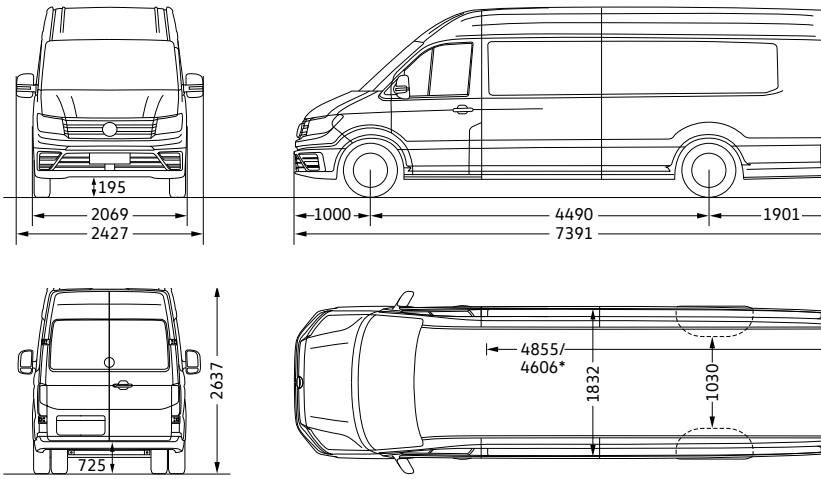


Illustration shown is CR50 long wheelbase Maxi with high roof.  
\* Load compartment length, max. (at floor level)/load compartment length, min.

Please note: all measurements listed are based on series vehicles. The loading sill and height dimensions listed here may vary by approximately ±50 mm depending on the equipment fitted and load. The vehicle drawings are not to scale.



# Model prices



**\*Manufacturer's on the road (OTR) package**

Model	CR30 and CR35	CR50
Delivery to Van Centre	£620.00	£620.00
Number plates	£20.00	£20.00
VAT	£128.00	£128.00
First registration fee	£55.00	£55.00
Vehicle excise duty (VED) 1st year	£275.00	£165.00
<b>Basic OTR price (exc. VAT)</b>	<b>£970.00</b>	<b>£860.00</b>
Total OTR price (inc. VAT)	£1,098.00	£988.00

Volkswagen Commercial Vehicles may change RRP's at any time (this includes where there are government changes in regulation and/or legislation). There may be a delay to any RRP displaying correctly on our materials. Always obtain prices from your chosen authorised Van Centre.















# Panel van options

Paint	PR Code	Van	Startline		Trendline	
			Basic exc. VAT	Total RRP inc. VAT	Basic exc. VAT	Total RRP inc. VAT
<b>Solid.</b> Bright Orange (E3E3/2JB) <sup>1</sup> , Candy White (B4B4), Cherry Red (4B4B), Deep Ocean (0P0P), Ontario Green (V7V7).	As shown	Panel van	○	○	○	○
<b>Metallic.</b> Indium Grey (X3X3), Reflex Silver (8E8E).	As shown	Panel van	£1,175.00	£1,410.00	£1,175.00	£1,410.00
<b>Pearl effect.</b> Deep Black (2T2T).	As shown	Panel van	£1,270.00	£1,524.00	£1,270.00	£1,524.00
<b>Customised.</b> Please contact your local Van Centre for availability.	–	Panel van	From £130.00	From £156.00	From £130.00	From £156.00
Interior trim						
<b>Seat trim covers in Austin fabric.</b> Seats in Titanium Black/dashboard upper-lower in Titanium Black-Palladium/flooring in Pearl Grey.	N0L/AS	Panel van	●	●	●	●
<b>Seat trim covers in Memphis fabric.</b> Seats in Titanium Black/dashboard upper-lower in Titanium Black-Palladium/flooring in Pearl Grey.	N2C/AS	Panel van	£25.00	£30.00	£25.00	£30.00
<b>Seat trim covers in Leatherette – Mesh.</b> Seats in Palladium-Titanium Black/dashboard upper-lower in Titanium Black-Palladium/floor covering in Pearl Grey.	N0C/AL	Panel van	£55.00	£66.00	£55.00	£66.00
<b>Seat trim covers in Robust fabric.</b> Seats in Palladium-Titanium Black/dashboard upper-lower in Titanium Black-Palladium/floor covering in Pearl Grey.	N1C/AL	Panel van	£130.00	£156.00	£130.00	£156.00
Seating						
<b>Basic single driver’s seat.</b>	3SH	Panel van	●	●	–	–
<b>Basic single passenger seat.</b>	3TH	Panel van	-£160.00	-£192.00	–	–
<b>Comfort single driver’s seat.</b> With longitudinal seat adjustment, adjustable backrest, height adjustment, 2-way lumbar support, an adjustable seat cushion angle and a single armrest on the inner side.	3SE	Panel van	£195.00	£234.00	●	●
<b>Comfort single passenger seat.</b>	3TE	Panel van	-£105.00	-£126.00	-£105.00	-£126.00
<b>Comfort plus single driver’s seat.</b> With longitudinal seat adjustment, adjustable backrest, height adjustment, 4-way electronic lumbar support, adjustable seat cushion angle and two armrests.	3SF	Panel van	–	–	£80.00	£96.00
<b>Comfort plus single passenger seat.</b>	3TF	Panel van	–	–	-£55.00	-£66.00
<b>Dual passenger seat in cab.</b> With storage compartment and folding tray in backrest.	3TS	Panel van	●	●	●	●

● Standard   – Not available   ○ At no extra cost

Where additional equipment is required by chosen options, this will be at additional cost. See the relevant option for recommended pricing or consult your local authorised Van Centre.

1 Bright Orange – this comes without the standard painted trim panel in the bumper.

***Volkswagen Commercial Vehicles may change RRP’s at any time (this includes where there are government changes in regulation and/or legislation). There may be a delay to any RRP displaying correctly on our materials. Always obtain prices from your chosen authorised Van Centre.***



# Panel van options (continued)

	PR Code	Van	Startline		Trendline	
			Basic exc. VAT	Total RRP inc. VAT	Basic exc. VAT	Total RRP inc. VAT
Seating (continued)						
ergoComfort driver’s seat.	3SP	Panel van	–	–	£335.00	£402.00
ergoComfort passenger seat.	3TP	Panel van	–	–	£220.00	£264.00
ergoActive driver’s seat. Including massage function.	3SK	Panel van	–	–	£395.00	£474.00
Heated driver’s and front passenger seats.	4A3	Panel van	£335.00	£402.00	£335.00	£402.00
Swivelling driver’s seat.	3SD	Panel van	£395.00	£474.00	£205.00	£246.00
Swivelling passenger seat.	3TD	Panel van	£15.00	£18.00	£15.00	£18.00
Wheel and tyre accessories						
All-weather tyres.	VG1	Panel van	£190.00	£228.00	£190.00	£228.00
Lockable wheel bolts.	1PB	Panel van	£25.00	£30.00	£25.00	£30.00
Tyre mobility kit in lieu of spare wheel. Including 12V compressor and tyre sealant.	1G8	Panel van	○	○	○	○
Wheel trims.	1ND	Panel van	£75.00	£90.00	£75.00	£90.00
Audio and communications						
Composition Audio. With 5" display, USB and mobile phone interface.	I7D	Panel van	●	●	–	–
Composition Colour DAB+ with 6.5" touch-screen. USB interface, four speakers (two tweeters and two woofers), multi-function display plus, mobile phone interface, App-Connect and We Connect.	ZI4	Panel van	£500.00	£600.00	●	●
Discover Media navigation system with 8" touch-screen. DAB+, USB interface, four speakers (two tweeters and two woofers), multi-function display plus, mobile phone interface, App-Connect and We Connect preparation.	ZI7	Panel van	£1,105.00	£1,326.00	£760.00	£912.00
Discover Media navigation system including ‘Streaming & Internet’ with 8" touch-screen. DAB+, USB interface, four speakers (two tweeters and two woofers), multi-function display plus, mobile phone interface, App-Connect and We Connect preparation.	ZIE	Panel van	£1,450.00	£1,740.00	£960.00	£1,152.00
e-Call and We Connect preparation. Only in combination with Overhead storage compartment QE4, Composition Colour radio system ZI4 or Discover Media navigation system ZI7.	R22	Panel van	○	○	–	–

● Standard    – Not available    ○ At no extra cost

Where additional equipment is required by chosen options, this will be at additional cost. See the relevant option for recommended pricing or consult your local authorised Van Centre.  
Detailed information regarding tyre efficiency labelling and technical specifications on all potential tyre fitments can be found by visiting the Volkswagen Commercial Vehicles online car configurator at [www.volkswagen-vans.co.uk/en/configurator.html](http://www.volkswagen-vans.co.uk/en/configurator.html)

**Volkswagen Commercial Vehicles may change RRP's at any time (this includes where there are government changes in regulation and/or legislation).  
There may be a delay to any RRP displaying correctly on our materials. Always obtain prices from your chosen authorised Van Centre.**











# Panel van options (continued)

Body and chassis	PR Code	Van	Startline		Trendline	
			Basic exc. VAT	Total RRP inc. VAT	Basic exc. VAT	Total RRP inc. VAT
Body-coloured bumpers.	2JF	Panel van	£60.00	£72.00	£60.00	£72.00
Heated windows in rear wing doors.	4HH	Panel van	£290.00	£348.00	£290.00	£348.00
Manual side sliding door driver's side.	5R2	Panel van	£600.00	£720.00	£600.00	£720.00
Manual side sliding door passenger's side.	5Q2	Panel van	●	●	●	●
Mudflaps – front and rear.	6N2	Panel van	£105.00	£126.00	£105.00	£126.00
Rear step in rear bumper full width including side marker lights.	QT4/8F1	Panel van	£215.00	£258.00	£215.00	£258.00
Rear step in rear bumper half width including side marker lights (with fixed towbar).	QT9/1D1/8F1	Panel van MWB	£830.00	£996.00	£830.00	£996.00
		Panel van LWB/LWB Maxi	£730.00	£876.00	£730.00	£876.00
Rear step in rear bumper half width including side marker lights (with towbar preparation).	QT9/1D8/8F1	Panel van MWB	£715.00	£858.00	£715.00	£858.00
		Panel van LWB/LWB Maxi	£630.00	£756.00	£630.00	£756.00
Rear wash-wipe including rear wing doors with windows.	4HS/ZHF	Panel van	£385.00	£462.00	£385.00	£462.00
Rear wing doors with 270° hinges. Standard on LWB Maxi.	5V4	Panel van	£270.00	£324.00	●	●
Rear wing doors with windows.	ZHF	Panel van	£140.00	£168.00	£140.00	£168.00
Rear wing doors without windows.	3RD	Panel van	●	●	●	●

● Standard   – Not available   ○ At no extra cost

Where additional equipment is required by chosen options, this will be at additional cost. See the relevant option for recommended pricing or consult your local authorised Van Centre.

*Volkswagen Commercial Vehicles may change RRP's at any time (this includes where there are government changes in regulation and/or legislation). There may be a delay to any RRP displaying correctly on our materials. Always obtain prices from your chosen authorised Van Centre.*







# Panel van options (continued)

			Startline		Trendline	
Cargo area (continued)	PR Code	Van	Basic exc. VAT	Total RRP inc. VAT	Basic exc. VAT	Total RRP inc. VAT
Load lashing rings.	6B1	Panel van	●	●	●	●
Load lashing rings – deleted.	6B0	Panel van	○	○	○	○
Load side lining, plywood full height. The load/passenger compartment is fitted with plywood trim up to the roof on the side panels, the rear-wing doors and the load compartment sliding doors.	5DU	Panel van MWB	£545.00	£654.00	£545.00	£654.00
		Panel van LWB	£610.00	£732.00	£610.00	£732.00
		Panel van LWB Maxi	£675.00	£810.00	£675.00	£810.00
Electrical						
Smart tachograph – digital. A smart tachograph is installed in the additional console mounted on the dashboard. Data such as the driven speeds, driving and rest periods are saved on the instrument’s internal driver card. A driver card must be inserted into the device for use. Standard on CR40 and CR50 models.	9NI/4N7	Panel van	£640.00	£768.00	£640.00	£768.00
Preparation for smart tachograph – digital. Includes mounting console on dashboard and wiring harness.	9NF	Panel van	£350.00	£420.00	£350.00	£420.00
Two 12V sockets in cab (in the dashboard).	EU1	Panel van	●	●	●	●
Two 12V sockets in load/passenger compartment.	7B3	Panel van	£60.00	£72.00	£60.00	£72.00
Heating and ventilation						
Climatic air conditioning in cab.	KH6	Panel van	£1,510.00	£1,812.00	£1,510.00	£1,812.00
Windows						
Heated windscreen.	4GX	Panel van	–	–	£235.00	£282.00

● Standard    – Not available    ○ At no extra cost

Where additional equipment is required by chosen options, this will be at additional cost. See the relevant option for recommended pricing or consult your local authorised Van Centre.

*Volkswagen Commercial Vehicles may change RRP's at any time (this includes where there are government changes in regulation and/or legislation). There may be a delay to any RRP displaying correctly on our materials. Always obtain prices from your chosen authorised Van Centre.*



# Panel van options (continued)

	PR Code	Van	Startline		Trendline	
			Basic exc. VAT	Total RRP inc. VAT	Basic exc. VAT	Total RRP inc. VAT
Safety and security						
Airbag – driver’s.	4UC	Panel van	●	●	●	●
Airbags – driver’s and front passenger’s airbag with front passenger’s airbag deactivation.	4UF	Panel van	£200.00	£240.00	£200.00	£240.00
Airbags – driver’s side and curtain.	4X6	Panel van	£780.00	£936.00	£780.00	£936.00
Airbags – driver’s and front passenger’s side and curtain.	4X3	Panel van	£910.00	£1,092.00	£910.00	£1,092.00
Anti-theft alarm system – with interior monitoring, back-up horn and tow-away protection. Overhead storage compartment with two 1-DIN slots and reading light.	7AQ/QE4	Panel van	£675.00	£810.00	£675.00	£810.00
Anti-theft alarm system – with interior monitoring, back-up horn and tow-away protection. Overhead storage compartment with two 1-DIN slots and reading light. Also including SAFELOCK.	4K3/7AQ/QE4	Panel van	£675.00	£810.00	£675.00	£810.00
Automatic Post-Collision Braking. Triggers braking after a collision, with the aim of preventing secondary collisions.	1AS	Panel van	●	●	●	●
Two remote control folding keys.	8QJ	Panel van	●	●	●	●
Four remote control folding keys.	8QL	Panel van	£75.00	£90.00	£75.00	£90.00
Tyre pressure warning light.	7K3	Panel van	£335.00	£402.00	£335.00	£402.00
Business Pack						
Anti-theft alarm system – with interior monitoring, back-up horn and tow-away protection. Overhead storage compartment with two 1-DIN slots and reading light. Climatic air conditioning in cab. Front and rear parking sensors. (Only compatible with a bulkhead).	W56	Panel van	£1,335.00	£1,602.00	£1,335.00	£1,602.00

● Standard    – Not available    ○ At no extra cost

Where additional equipment is required by chosen options, this will be at additional cost. See the relevant option for recommended pricing or consult your local authorised Van Centre.

*Volkswagen Commercial Vehicles may change RRP's at any time (this includes where there are government changes in regulation and/or legislation). There may be a delay to any RRP displaying correctly on our materials. Always obtain prices from your chosen authorised Van Centre.*

## Upgrade with the Business Pack.

You can drive away in an upgraded Volkswagen Crafter for less thanks to the Business Pack. Available on the Crafter Startline and Trendline panel van models, the discounted pack features front and rear parking sensors, air-conditioning, an alarm and an overhead storage compartment in the cab for as little as £1,335 +VAT. That’s a saving for you and your business.



# Panel van converter options

	PR Code	Van	Startline		Trendline	
			Basic exc. VAT	Total RRP inc. VAT	Basic exc. VAT	Total RRP inc. VAT
Seating						
Without passenger’s seat.	3TA	Panel van	-£205.00	-£246.00	–	–
Without passenger’s seat but with low seat substructure.	3TI	Panel van	-£155.00	-£186.00	–	–
Wheel and tyre accessories						
16" steel wheels. 6.5J x 16 with 1,050kg load in Black.	C1G	Panel van	○	○	○	○
17" alloy wheels. 6.5J x 17. Only in combination with FWD or 4MOTION.	V73	Panel van	£1,200.00	£1,440.00	£1,200.00	£1,440.00
Low rolling resistance tyres 235/65 R16 C115/113 R.	Q70	Panel van	○	○	○	○
Comfort and convenience						
Step illumination. Includes on/off control.	9N2	Panel van	£55.00	£66.00	£55.00	£66.00
Body and chassis						
Driver door, reinforced (hinge).	OD3	Panel van	£60.00	£72.00	£60.00	£72.00
Fuel tank – 63 litre volume.	OM3	Panel van	○	○	○	○
Fuel tank – 75 litre volume.	ON0	Panel van	●	●	●	●
Front axle – heavy duty (2,200kg load).	VV8	Panel van	£270.00	£324.00	£270.00	£324.00
Indicators – high level, rear only.	9H1	Panel van	£135.00	£162.00	£135.00	£162.00
Rotating emergency light preparation.	9LX	Panel van	£40.00	£48.00	£40.00	£48.00
Run lock. The run lock system allows the engine to keep running even though the key has been taken out of the ignition.	7U4	Panel van	£545.00	£654.00	£545.00	£654.00
Suspension and shock absorbers, uprated heavy-duty stabilisers.	2MG	Panel van	£285.00	£342.00	£285.00	£342.00
Cargo area						
Roof lining – in cab and load/passenger compartment, a moulded fibrous fleece interior roof lining. Only in combination with certain rear window configurations.	5CE	Panel van	£605.00	£726.00	£605.00	£726.00
Without floor covering in load/passenger compartment.	5BA	Panel van	●	●	-£200.00	-£240.00

● Standard    – Not available    ○ At no extra cost

Where additional equipment is required by chosen options, this will be at additional cost. See the relevant option for recommended pricing or consult your local authorised Van Centre.  
Detailed information regarding tyre efficiency labelling and technical specifications on all potential tyre fitments can be found by visiting the Volkswagen Commercial Vehicles online car configurator at [www.volkswagen-vans.co.uk/en/configurator.html](http://www.volkswagen-vans.co.uk/en/configurator.html)

***Volkswagen Commercial Vehicles may change RRP's at any time (this includes where there are government changes in regulation and/or legislation).  
There may be a delay to any RRP displaying correctly on our materials. Always obtain prices from your chosen authorised Van Centre.***



# Panel van converter options (continued)

Electrical	PR Code	Van	Startline		Trendline	
			Basic exc. VAT	Total RRP inc. VAT	Basic exc. VAT	Total RRP inc. VAT
AGM Battery (95Ah, 520A).	NY2	Panel van	£45.00	£54.00	£45.00	£54.00
AGM battery (95Ah, 520A) and stronger generator 180A.	NY4	Panel van	£300.00	£360.00	£300.00	£360.00
Acoustic warning signal when reverse gear is engaged, can be deactivated.	IL2	Panel van	£265.00	£318.00	£265.00	£318.00
Deep-cycle AGM starter battery (92Ah, 520A). This option removes KFG preparation from the vehicle.	NY5	Panel van	£100.00	£120.00	£100.00	£120.00
DPF regeneration switch. Only in combination with Terminal block CFCU IS2, IS3, IS4, IS6, IS7 or IS8.	9HC	Panel van	£205.00	£246.00	£205.00	£246.00
Second battery with cut-off relay 92Ah 520A.	8FB	Panel van	£330.00	£396.00	£330.00	£396.00
Second AGM battery with cut-off relay 95Ah 450A.	8FD	Panel van	£330.00	£396.00	£330.00	£396.00
Second AGM battery with cut-off relay 92Ah 520A.	8FE	Panel van	£375.00	£450.00	£375.00	£450.00
Second AGM battery with cut-off relay and battery monitoring 92Ah 520A.	8FK	Panel van	£375.00	£450.00	£375.00	£450.00
Terminal block.	IS1	Panel van	£80.00	£96.00	£80.00	£96.00
Terminal block and preparation for function control module 1 with body builder ABH programming.	IS2	Panel van	£375.00	£450.00	£375.00	£450.00
Terminal block and preparation for function control module 1 with telematics preparation and body builder ABH programming.	IS3	Panel van	£605.00	£726.00	£605.00	£726.00
Terminal block and preparation for function control module 2 with body builder ABH programming.	IS7	Panel van	£400.00	£480.00	£400.00	£480.00
Terminal block and preparation for function control module 2 with telematics preparation and body builder ABH programming. Customer specific function control module (KFG Mid) WLAN, USB and Bluetooth®.	IS8	Panel van	£645.00	£774.00	£645.00	£774.00
12V sockets – two in front.	EU1	Panel van	●	●	●	●
Heating and ventilation						
Water auxiliary heater. With programmable parking heater and remote control.	7VL	Panel van	£960.00	£1,152.00	£960.00	£1,152.00

● Standard    – Not available    ○ At no extra cost

Where additional equipment is required by chosen options, this will be at additional cost. See the relevant option for recommended pricing or consult your local authorised Van Centre.

*Volkswagen Commercial Vehicles may change RRP's at any time (this includes where there are government changes in regulation and/or legislation). There may be a delay to any RRP displaying correctly on our materials. Always obtain prices from your chosen authorised Van Centre.*





# Accessories

100% safety and security.  
100% Volkswagen.

Add extra security, protection and practicality to your new Crafter, while still keeping it 100% Volkswagen. Our range of rugged and long-lasting Accessories are a perfect match for fit and allow you to truly customise your vehicle. Whether you want added technology or need extra flexibility with a sturdy towbar, there's something in our Accessories range for you. And remember, most Accessories include a two-year warranty for added peace-of-mind.



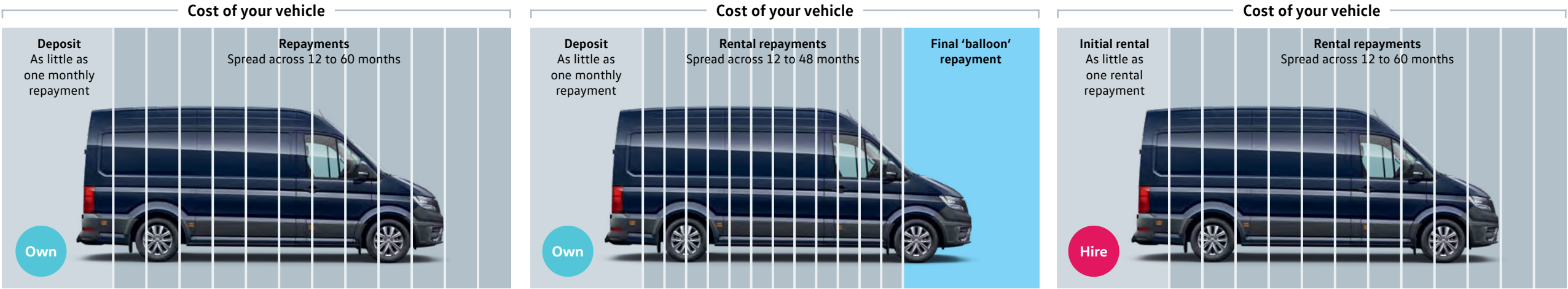
Illustrations may include options at extra charge.  
Please contact your local Volkswagen Commercial Vehicles Van Centre for details of the standard equipment and optional extras available.

**Want to discover more?**  
Pop into your nearest Van Centre  
or call **0800 717 131.**

# Finance made simple

## As dedicated to finance as we are to your new Crafter panel van

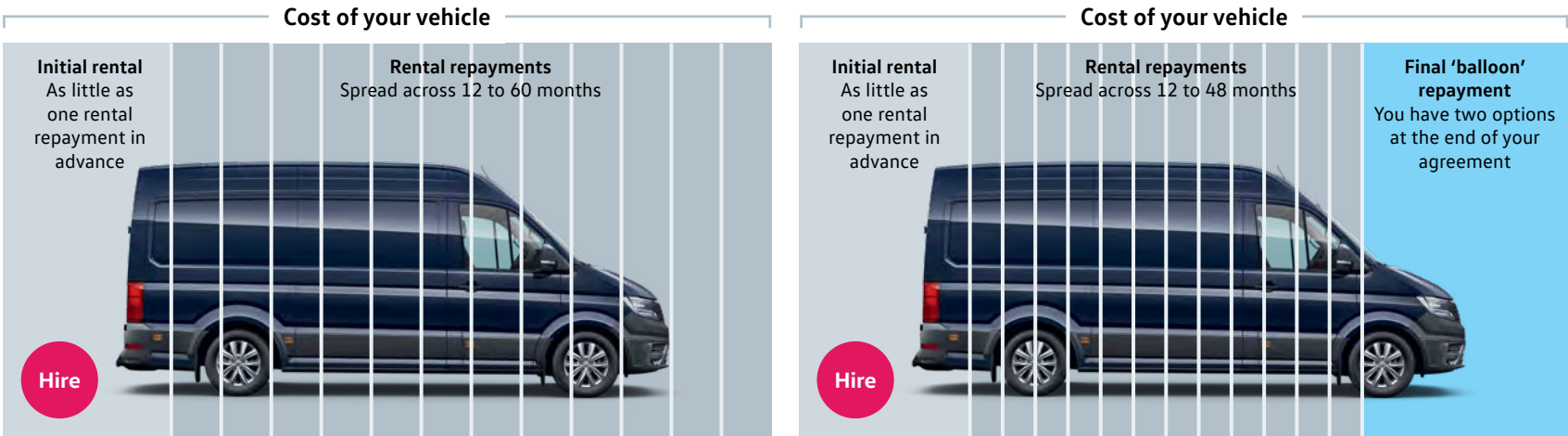
Learn more about our range of finance products to find a finance package that suits your budget. Alternatively, 'Click on' the Offers & Finance button above to find out more about our latest offers to help your business thrive.



**Hire Purchase**  
Make all the regular monthly payments. At the end the vehicles is yours.

**Lease Purchase**  
Make lower monthly payments by deferring an amount until the end. Once paid the vehicle is yours.

**Contract Hire**  
Pay fixed monthly rentals to hire the vehicle. Look after it so at the end you can return it hassle free.



**Finance Lease (full pay out)**  
Pay monthly rentals to hire the vehicle. At the end you have two options. Sell the vehicle and receive a percentage of the sale proceeds. Or retain the use of your vehicle by paying a reduced annual rental.

**Finance Lease (balloon repayment)**  
Pay monthly rentals to hire the vehicle. At the end you have two options. Sell the vehicle to settle the outstanding amount and receive any excess sale proceeds. Or pay the 'balloon' payment and retain the use of your vehicle by paying a reduced annual rental.

Illustrations include options at extra charge. Please contact your local Volkswagen Commercial Vehicles Van Centre for details of the standard equipment and optional extras applicable in your country.

Finance subject to status. Available to 18s and over in the UK only. Terms and Conditions apply. Volkswagen Commercial Vehicle Financial Services.



# Finance, insurance, servicing and warranties

**Finance and insurance.<sup>1</sup>**  
When it comes to paying for your van, we’ve got options including Contract Hire and Finance Lease, or Hire Purchase. We can also offer you competitive insurance with lots of features and benefits as standard.

**A choice of packages.<sup>2</sup>**  
Whether you prefer to lease your vehicles, with none of the concerns of ownership and the freedom to change models easily, or purchase outright to own the vehicle that’s perfect for your business, we’re here to help you consider your options.

You can go flexible, by choosing a payment plan that suits your finances, with options to reduce your monthly costs and your repayment period. Or choose a fixed monthly price that allows you to budget confidently for the longer term.

You can even include your road tax and servicing costs to arrive at one simple, all-inclusive payment. For more information, pick up a finance brochure, or ask at your Van Centre.

**Volkswagen Commercial Vehicle Van Insurance.<sup>3</sup>**  
**Complimentary Drive Away Insurance**  
Every new and used Volkswagen Commercial Vehicle comes with five days’ complimentary Drive Away Insurance, so you can enjoy your new vehicle from day one. We will also provide you with a quote, giving you the option to purchase annual cover, so you can enjoy the same peace-of-mind for a further twelve months. Please speak to your local Volkswagen Van Centre for further details.

*Subject to eligibility. Five days’ Drive Away Insurance cannot be used in conjunction with any other insurance offer.*

**Annual Insurance**  
Comprehensive van insurance, designed specifically for Volkswagen Commercial Vehicles, to offer you maximum convenience with minimum hassle – just as you’d expect.

If you take out a new Volkswagen Commercial Vehicle Van Insurance policy you will receive the following benefits at no additional cost:

- All repairs are carried out by Volkswagen Commercial Vehicles’ Trained Technicians in Volkswagen Commercial Vehicles’ Authorised Repairers
- Genuine parts and accessories (excludes windscreen claims)
- Courtesy van while yours is being repaired
- Cover for the full cost of repairs to chips or other small damage to your windscreen
- Up to 90 days’ foreign travel cover, when using your van abroad
- Up to £250 cover for personal belongings that are lost or damaged following an accident, fire or theft

For more information or to get a quote, call us on: **0345 877 6355**

We’re available Monday to Friday 9am-6pm.

Alternatively, visit: **www.insurewithvwcv.co.uk**

**Volkswagen Commercial Vehicle GAP Insurance.<sup>4</sup>**  
If your Volkswagen Commercial Vehicle is written off, your motor insurer will usually settle your claim based on the current market value of your vehicle. This could be substantially less than the original value of your vehicle.

Volkswagen Commercial Vehicle GAP (also known as ‘Guaranteed Asset Protection’) Insurance helps to bridge the payment gap to get you back in a new Volkswagen Commercial Vehicle. Whether you purchase, finance, lease or hire your vehicle, Volkswagen Commercial Vehicle GAP Insurance is available and can be arranged up to 60 days after you have collected your new or used vehicle.

For more information about Volkswagen Commercial Vehicle GAP Insurance, visit: **www.insurewithvwcv.co.uk/gap-insurance**

**Servicing and support.**  
We’re here to keep your business moving, with our range of three award-winning<sup>5</sup> servicing and maintenance options, as well as free Roadside Assistance. Some exclusions apply. For more detail, please visit: **www.volkswagen-vans.co.uk/aftersales**

**Fixed cost maintenance.**  
This option is available for vehicles that are less than twelve months old and have covered less than 10,000 miles. It makes budgeting easier by splitting the cost of servicing into fixed monthly payments – whether you want Service only; Service and Maintenance; or Service, Maintenance and Tyres.

**Fixed price servicing.<sup>6</sup>**  
If you can pay for more than one service upfront, we’ll help by reducing your costs. Buy two upfront and you’ll receive one interim and one full service at a discounted rate. Buy four and you’ll receive two interim and two full services, with your next MOT also included. You can also spread the cost with monthly payments, helping you budget<sup>7</sup>.

**Pay on demand.**  
If you’re looking for freedom and flexibility with your servicing, it’s good to know we’re ready when you are. So with our third option, you can choose to pay for your services as and when you need them, with our National Service Pricing. Ask your Van Centre for an up-to-date pricing guide.

**Roadside Assistance.**  
We understand the need to keep you mobile. That’s why all new vans come with three-year, unlimited mileage roadside cover. Should the unexpected happen, one call gets you straight through to a team trained to help you through any breakdown or accident. Supporting you every day will be a team of vehicle technicians, fully-trained by Volkswagen and carrying the latest diagnostic equipment, specialist tools and parts.

**Assistance benefits include:**

- Assistance at home, by the roadside or place of work.
- Recovery to your preferred location.
- Onward travel, for you and your cargo.
- Cover 24 hours a day, 365 days a year.
- Free cover for three years (on new vehicles).
- Unlimited mileage.
- European cover.
- Option to extend cover beyond three years.

**Warranties.**  
You can count on us long after you purchase your new Crafter panel van, thanks to its comprehensive three-year unlimited mileage warranty. You choose Volkswagen because your business depends on it, year in, year out. While your new Crafter panel van is under warranty, we’ll fix any defect in manufacture or workmanship free of charge, even if you purchase and service the vehicle at different Van Centres. Some exclusions apply and the vehicle must be cared for using the guidance in your owner’s manual.

For more detail, please visit **www.volkswagen-vans.co.uk/aftersales**.

**Extended warranty.**  
You can also extend your warranty beyond the standard warranty period, choosing either Comprehensive or Major Component cover, as a one-off or monthly payment.

For more detail of cover levels, along with terms and conditions, please visit **www.volkswagencvwarranty.co.uk** where you’ll also be able to obtain a quote and purchase an extended warranty.

**Paint and body warranty.**  
Your new Crafter panel van’s exterior paintwork is covered against manufacturing defects for a period of three years, while its body sections and panels are covered against rusting through from the inside for twelve years. Some exclusions apply and the vehicle must be cared for using the guidance in your owner’s manual.

1 Volkswagen Commercial Vehicles Insurance and Volkswagen Commercial Vehicle Financial Services are trading names of Volkswagen Financial Services (UK) Limited, Brunswick Court, Yeomans Drive, Blakelands, Milton Keynes MK14 5LR, which is authorised and regulated by the Financial Conduct Authority (FCA). Registered in England and Wales number: 2835230. Volkswagen Financial Services (UK) Limited financial services register number is 311988.  
2 An offer of finance depends on certain conditions. Finance subject to status. Available to 18s and over. Terms and conditions apply. Volkswagen Commercial Vehicle Financial Services.  
3 Volkswagen Commercial Vehicle Insurance is arranged by U K Insurance Business Solutions Limited and is underwritten by U K Insurance Limited. Calls may be recorded. Volkswagen Commercial Vehicle Financial Services is a trading name of Volkswagen Financial Services (UK) Limited ('VWFS UK'). Registered office: Brunswick Court, Yeomans Drive, Blakelands, Milton Keynes MK14 5LR. Volkswagen Insurance Service (Great Britain) Limited is an appointed representative of VWFS UK. VWFS UK is authorised and regulated by the Financial Conduct Authority. VWFS UK and U K Insurance Limited are not part of the same corporate group.  
4 Volkswagen Commercial Vehicle GAP Insurance is administered by Abraxas Insurance Administration Services and underwritten by MAPFRE Asistencia Compañía Internacional de Seguros y Reaseguros, S.A. ('MAPFRE'). VWFS UK is not part of the same corporate group as MAPFRE and Abraxas Insurance Administration Services Limited.  
5 Business Vans Awards 2014 and 2015: Best Service Package for Van Owners.  
6 Class 4 MOT only. This option is available to all new and used vehicles up to seven years old with no mileage restrictions.  
7 Pay monthly option eligible on vehicles with under 200,000 miles at point of activation.

Exterior	Interior	Drive systems	Assistance systems	Crafter panel van	Crafter Bodies & Conversions	Business Pack	Equipment	Model variants	Paint & upholstery	Infotainment & connectivity	Technical information	Price list	Accessories	Finance options	Finance, insurance, servicing & warranties
----------	----------	---------------	--------------------	-------------------	------------------------------	---------------	-----------	----------------	--------------------	-----------------------------	-----------------------	------------	-------------	-----------------	--



Build  
your own



Find a  
Tour Centre



Test drive



Offers &  
Finance



Conversions



# The Crafter panel van

This brochure supersedes all previous publications.

Issue: 20 September 2021

[www.volkswagen-vans.co.uk](http://www.volkswagen-vans.co.uk)

Please note: Screen technology does not allow exact reproduction of the paint and upholstery colours. Some of the vehicles shown are European specification and may be fitted with optional equipment or accessories that are available at extra cost, or do not reflect current specification. All data and specifications are in accordance with information available at the time of publication and are subject to change without notice. Vehicles not currently in UK stock and customer order vehicles may take a number of weeks for delivery. Certain combinations of vehicle specifications and factory-fitted options are not compatible and therefore all orders received are subject to confirmation. Models, factory fitted-options and paint and upholstery options are subject to availability. Please check details and availability with an authorised Volkswagen Van Centre at the time of ordering.