



PEUGEOT 108

PRICES, EQUIPMENT AND TECHNICAL SPECIFICATIONS

Version 40 - From 1st October 2021
Model Year - 2021



PEUGEOT 108 models come with the following equipment as standard

Safety and Security

- ESP with Hill Assist
- ABS with Electronic Brake Force Distributor (EBFD)
- Rear door child safety door locking (5 door)
- Seatbelt alarm (Driver & Passenger)
- Driver and Passenger airbag with Passenger airbag deactivation switch
- Front side airbags
- Front and rear curtain airbags
- Thatcham approved Cat 2 immobiliser
- Rear seat 3 point ISOFIX location mounts x 2
- 2 x 3-point rear seat belts

Comfort and Convenience

- Electrically assisted power steering
- Height adjustable steering wheel electric front windows
- 12v power socket
- Remote control central locking

Interior Features

- Rear head restraints x 2

In Car Entertainment

- 7" Capacitive colour touchscreen
- Mirror Screen®:
 - Apple CarPlay™
 - Android Auto
- DAB Digital radio
- Bluetooth®
- Steering wheel controls
- 3.5mm jack for external audio device
- USB socket

Exterior Lighting and Visibility

- LED Daytime Running Lights
- Rear wash wipe



ACTIVE Enjoy the perfect combination of big technology combined with a sporty exterior

Comfort and Convenience

- Manual air conditioning

Interior Features

- White Line Jusa Cloth
- 50/50 rear folding bench seats

In Car Entertainment

- 7" Capacitive colour touchscreen
- Mirror Screen®:
 - Apple CarPlay™
 - Android Auto
- DAB Digital radio
- Bluetooth®

Exterior Features

- Colour coded door mirrors and door handles
- 15" steel wheels with 'Brecola' wheel trims

Safety and security

- Speed limiter





ALLURE Show off your sporty side with alloy wheels and black roof and door mirrors

ACTIVE specification +

Comfort and Convenience

- Rev counter
- Electric & heated door mirrors
- PEUGEOT Open & Go system
- Colour reversing camera

Interior Features

- White Line Jusa Cloth
- Leather steering wheel & gear knob
- Carpet mats

Exterior Features

- 15" 'Thorren' alloy wheels
- Black diamond roof
- Black door mirrors
- Front fog lights
- Auto headlights
- Tinted rear windows



COLLECTION Vibrant and stylish; head-turning colours and connected technology luxury

ACTIVE specification +

Comfort and Convenience

- Automatic air conditioning
- Rev counter
- Electric & heated door mirrors
- Colour reversing camera

Interior Features

- Specific co-ordinating interior ambience - according to exterior colour
- Specific coloured trims: Orange Maya Line Jusa Cloth & Mottled Leorki with Yellow Sun stitching
- Leather steering wheel & gear knob
- Collection carpet mats and door sills

Exterior Features

- 15" 'Thorren' alloy wheels with Orange Maya centre wheel caps
- Front fog lights
- Auto headlights
- Tinted rear windows



PEUGEOT 108 Range: Price List

108
Hatch
MY 80

5 Door

| | | ENGINE | FUEL | RDE2 COMPLIANT | BHP | TITRE CODE (DIALOG DESCRIPTION) | CO ₂ g/km | BASIC MRRP | VAT (£) | TOTAL MRRP | OTR COSTS | ON THE ROAD MRRP | P11D VALUE (£) | 2020/21 BIK % |
|--------|--|----------------------------|--------|----------------|-----|---------------------------------|----------------------|------------|----------|------------|-----------|------------------|----------------|---------------|
| Active | | 1.0L S&S 5-speed manual | Petrol | Yes | 72 | 1PB1A5FKIJT0A080 | 110 | 10,325.00 | 2,065.00 | 12,390.00 | 930.00 | 13,320.00 | 13,105.00 | 25 |
| | | 1.0L S&S 5-speed manual | Petrol | Yes | 72 | 1PB1A5LKIJT0A080 | 111 | 11,437.50 | 2,287.50 | 13,725.00 | 950.00 | 14,675.00 | 14,440.00 | 25 |
| | | 1.0L S&S 5-speed manual | Petrol | Yes | 72 | 1PB1A5LKIJT0DS80 | 111 | 11,645.83 | 2,329.17 | 13,975.00 | 950.00 | 14,925.00 | 14,690.00 | 25 |

CO2 figures, P11D values, BIK% and MRRP pricing shown above are for a standard vehicle without any additional optional equipment. CO2 figures are used to calculate Vehicle Excise Duty (VED) for the first registration of the vehicle and BIK%. The addition of optional extras could increase the certified CO2 emission output. This in turn may affect the amount of VED payable upon registration, and, for company car drivers, the amount of Benefit in Kind (BIK) tax payable.

For further information on CO2 and pricing for vehicles with optional equipment, please visit www.peugeot.co.uk and configure your chosen vehicle with your preferred options.

Figures shown are for comparison purposes and should only be compared to the fuel consumption and CO2 values of other cars tested to the same technical standard.

The fuel consumption achieved, and CO2 produced, in real world conditions will depend upon a number of factors including, but not limited to: the accessories fitted (pre and post registration); variations in weather; driving styles and vehicle load. The WLTP (Worldwide Harmonised Light Vehicles Test Procedure) is used to measure fuel consumption and CO2 figures. **'On the Road' MRRP includes registration plates and delivery to retailer (including VAT), 12 months' Vehicle Excise Duty and new vehicle registration fee of £55. Excludes fuel and insurance.



7" Capacitive Colour touchscreen

The PEUGEOT 108 brings the city car into a new era with its 7" Capacitive colour touchscreen placed prominently in the middle of the dashboard.

This 7" screen establishes a new relationship between the driver and the car. It is the interface for the audio system, the trip computer and for vehicle settings. It also doubles as the reversing camera screen for added safety during manoeuvres.

It allows you to stay connected even when you are on the move. touchscreen connectivity is available via USB, Bluetooth® and Mirror Screen®.



Mirror Screen®

Allows the mirroring of a compatible smartphone screen to access the key functionality on the handset. Once paired functions are displayed on the 7.0" capacitive colour touchscreen. System features vary by provider/phone and can include navigation, text display, text reading, media functionality voice control. Mirror Screen® uses the following systems:

- Apple CarPlay™
- Android Auto
- MirrorLink®



*For further information on Apple CarPlay™ and smartphone compatibility please visit : <https://www.apple.com/ios/carplay/>

For information on Android Auto and smartphone compatibility please visit : <https://www.android.com/auto/>



Colour Reversing Camera

Standard from Allure and Collection

Even in tight city spaces, parking is a doddle with the colour reversing camera in 108. It's triggered automatically when you shift into reverse, and an image of what's behind you is displayed on the screen, helping you to reverse safely in any situation.



PEUGEOT Open and Go (keyless entry)

Standard on Allure

No more fumbling for your keys or struggling to unlock the car in the dark. The PEUGEOT Open & Go system, available on the Allure level, provides keyless entry so you're always ready to go. PEUGEOT Open & Go in 5 easy steps:

- Just open the door of your 108
- Take a seat
- Depress the clutch
- Press the start button
- And you're off.

Active City Brake

Optional on Allure and Collection

Active City Brake is a technology which makes it possible to avoid an accident or reduce its severity if the driver fails to react. It works in urban conditions at speeds of less than 20 mph. A short range sensor is fitted to the top of the windscreen and can detect other vehicles that are driving in the same direction or stationary. This will automatically trigger an emergency brake to stop the vehicle and avoid a collision entirely or limit the consequences of an accident by reducing the speed of impact.



Lane Departure Warning System

Optional on Allure and Collection

The Lane Departure Warning System uses lane marker recognition to detect the white lines on well-maintained roads. It operates at speeds of more than 30 mph and urges the driver to avoid lane departure via an audible signal and warning light.



PEUGEOT 108 Range: Paints

| | |
|---------------|---|
| Standard | ● |
| Optional | ○ |
| Not available | - |

| | | 108 HATCHBACK | | | | | | |
|----------------|-------|---------------|--------|------------|---------------------------------|-----------|---------------------------------|--|
| OPTION CODE | | ACTIVE | ALLURE | COLLECTION | Basic RRP £ excluding VAT | VAT @ 20% | Total RRP £ Including VAT | Notes |
| PAINT | | | | | | | | |
| Laser Red | P0Y2 | ● | ● | - | 0.00 | 0.00 | 0.00 | See 'Colours and Trims' page for full detail |
| Ural White | P04H | ○ | ○ | ● | 208.33 | 41.67 | 250.00 | See 'Colours and Trims' page for full detail |
| Metallic Paint | M0... | ○ | ○ | ○ | 429.17 | 85.83 | 515.00 | See 'Colours and Trims' page for full detail |

PEUGEOT 108 Range: Equipment

| | |
|---------------|---|
| Standard | ● |
| Optional | ○ |
| Not available | - |

108 HATCHBACK

| ACTIVE | ALLURE | COLLECTION |
|--------|--------|------------|
|--------|--------|------------|

NOTES

SAFETY AND SECURITY

| | | | |
|---|---|---|---|
| ESP with Hill Assist | ● | ● | ● |
| Speed Limiter | ● | ● | ● |
| ABS with Electronic Brake Force Distributor (EBFD) | ● | ● | ● |
| Rear door child Safety door locking (5 door) | ● | ● | ● |
| Seatbelt alarm (Driver & Passenger) | ● | ● | ● |
| Driver and Passenger airbag with Passenger airbag deactivation switch | ● | ● | ● |
| Front side airbags | ● | ● | ● |
| Front and rear curtain airbags | ● | ● | ● |
| Thatcham approved Cat 2 immobiliser | ● | ● | ● |
| Rear seat 3 point ISOFIX location mounts x 2 | ● | ● | ● |
| 2 x 3-point rear seat belts | ● | ● | ● |
| Puncture repair kit | ● | ● | ● |
| Tyre pressure sensors | ● | ● | ● |

COMFORT AND CONVENIENCE

| | | | |
|---|---|---|---|
| Multi speed heater fan | - | - | - |
| Manual air conditioning | ● | ● | - |
| Automatic air conditioning | - | - | ● |
| Pop-out opening rear side windows | ● | ● | ● |
| Electrically assisted power steering | ● | ● | ● |
| Rev counter | - | ● | ● |
| Height adjustable steering wheel | ● | ● | ● |
| Electric front windows | ● | ● | ● |
| PEUGEOT Open & Go system (keyless entry with stop/start button) | - | ● | - |
| Colour Reversing camera | - | ● | ● |
| 12v power socket | ● | ● | ● |
| Remote control central locking | ● | ● | ● |

IN CAR ENTERTAINMENT

| | | | |
|---|---|---|---|
| 7" Capacitive colour touchscreen with Mirror Screen® DAB, including: Apple CarPlay™, Android Auto | ● | ● | ● |
| DAB digital radio | ● | ● | ● |
| Bluetooth® | ● | ● | ● |
| Steering wheel mounted | ● | ● | ● |
| 3.5mm jack for external audio | ● | ● | ● |
| USB socket | ● | ● | ● |
| 2 speakers | - | - | - |
| 2 speakers plus 2 tweeters | ● | ● | ● |

108 HATCHBACK

| ACTIVE | ALLURE | COLLECTION |
|--------|--------|------------|
|--------|--------|------------|

NOTES

INTERIOR FEATURES / SEATING

| | | | |
|--|---|---|---|
| White Line Jusa cloth interior trim | ● | ● | - |
| Orange Maya Line Jusa cloth interior trim | - | - | ● |
| Charcoal Grey ambience | ● | - | - |
| Glossy Black with Grained Black ambience | - | ● | - |
| Glossy Black with Glossy Black ambience | - | - | ● |
| Smooth Green ambience: green ring shift knob and air register surround | - | - | ● |
| Driver seat height adjustment | ● | ● | ● |
| 50 / 50 split rear bench seat | ● | ● | ● |
| Rear head restraints x 2 | ● | ● | ● |
| Carpet mats | - | ● | ● |
| PEUGEOT door sills | - | - | ● |

EXTERIOR FEATURES / WHEELS

| | | | |
|--|---|---|---|
| Laser Red paint | ● | ● | - |
| Ural White paint | ○ | ○ | ● |
| Metallic paint | ○ | ○ | ○ |
| Caldera Black Diamond Roof | - | ● | - |
| Body paint door handles | ● | ● | ● |
| Body paint door mirrors | ● | - | - |
| Black door mirrors | - | ● | - |
| Chrome door mirrors | - | - | ● |
| Tinted rear and side windows | - | ● | ● |
| Orange Maya sticker | - | - | ● |
| 15" Steel Wheel with 'Brecola' wheel trim | ● | - | - |
| 15" 'Thorren' Alloy Wheel | - | ● | - |
| 15" 'Thorren' Alloy Wheel with Orange Maya centre wheel caps | - | - | ● |

LIGHTING & VISIBILITY

| | | | |
|---|---|---|---|
| LED Daytime Running Lights | ● | ● | ● |
| Static fog lights | - | ● | ● |
| Automatic headlights | - | ● | ● |
| Manually operated door mirrors | ● | - | - |
| Electrically operated and heated door mirrors | - | ● | ● |
| Rear wash wipe | ● | ● | ● |

Collection only - if selected colour is not Smooth Green or Calvi Blue

Collection only - available with Smooth Green body paint colour only

See 'Colours and Trims' page for full detail

See 'Colours and Trims' page for full detail

See 'Colours and Trims' page for full detail

See 'Colours and Trims' page for full detail

See 'Wheels' page for full detail

See 'Wheels' page for full detail

See 'Wheels' page for full detail

| | | 108 HATCHBACK | | |
|----------------|------|-----------------|-----------------|--|
| | | ACTIVE | ALLURE | COLLECTION |
| Upholstery | | White Line Jusa | White Line Jusa | Orange Maya Line Jusa Cloth & Mottled Leorki with Yellow Sun stitching |
| Trim Code | | OYFC | OYFC | X8FI |
| SOLID PAINT | | | | |
| Laser Red | P0Y2 | ● | ● | - |
| Ural White | P04H | ○ | ○ | ● |
| METALLIC PAINT | | | | |
| Gallium Grey | M09B | ○ | ○ | ○ |
| Calvi Blue | M0TB | - | ○ | ○ |
| Caldera Black | M0XZ | ○ | - | ○ |
| Galaxite Grey | M04G | ○ | ○ | ○ |
| Antelope Red | M0TY | ○ | ○ | - |
| Smooth Green | M0NF | - | ○ | ○ |



Laser Red



Ural White



Gallium Grey



Calvi Blue



Black Caldera
N/A on Allure



Galaxite Grey






Antelope Red



Smooth Green

108 HATCHBACK

| | ACTIVE | ALLURE | COLLECTION |
|------------------------|---|--|---|
| Upholstery | White Line Jusa | White Line Jusa | Orange Maya Line Jusa Cloth & Mottled Leorki with yellow stitching |
| Seat Trim Availability | • | • | • |
| Trim Code | OYFC | OYFC | X8FI |
| Interior Trim |  |  |  |


















White Line Jusa
ENHU



Orange Maya Line Jusa
& Yellow Sun stitching
X8FI

PEUGEOT 108 Range: Ambience

| | | | | |
|--|------|---|--|---|
| Charcoal Grey ambience | ENHU |  |  |  |
| Charcoal Grey with Glossy black centre console ambience | ENHV |  |  |  |
| Glossy Black with Grained Black ambience | ENUZ |  |  |  |
| Smooth Green ambience only if Smooth Green body paint colour selected | ENUN |  |  |  |
| Calvi Blue ambience only if Calvi Blue body paint colour selected | ENHX |  |  |  |



Charcoal Grey ambience (ENHU)
Standard on Active



Charcoal Grey with Glossy Black center console ambience (ENUZ)
Standard on Allure



Glossy Black with Grained Black center console ambience (ENUZ) - Standard on Collection
Except with Smooth Green & Calvi Blue exterior paint colour



Smooth Green ambience (ENUN) - Standard on Collection
Smooth Green exterior paint colour only



Calvi Blue ambience (ENHX) - Standard on Collection
Calvi Blue exterior paint colour only

| | 108 HATCHBACK | | |
|--|---------------|--------|------------|
| | ACTIVE | ALLURE | COLLECTION |
| | | | |
| Puncture repair kit | • | • | • |
| 15" Steel Wheel with 'Brecola' wheel trim | • | - | - |
| 15" 'Thorren' Alloy Wheel | - | • | - |
| 15" 'Thorren' Alloy Wheel with Orange Maya centre wheel caps | - | - | • |



15" steel wheel with 'Brecola' wheel trims
ZH5W



15" 'Thorren' alloy wheels
ZH5X




15" 'Thorren' alloy wheels with Orange Maya
centre wheel
ZH5X

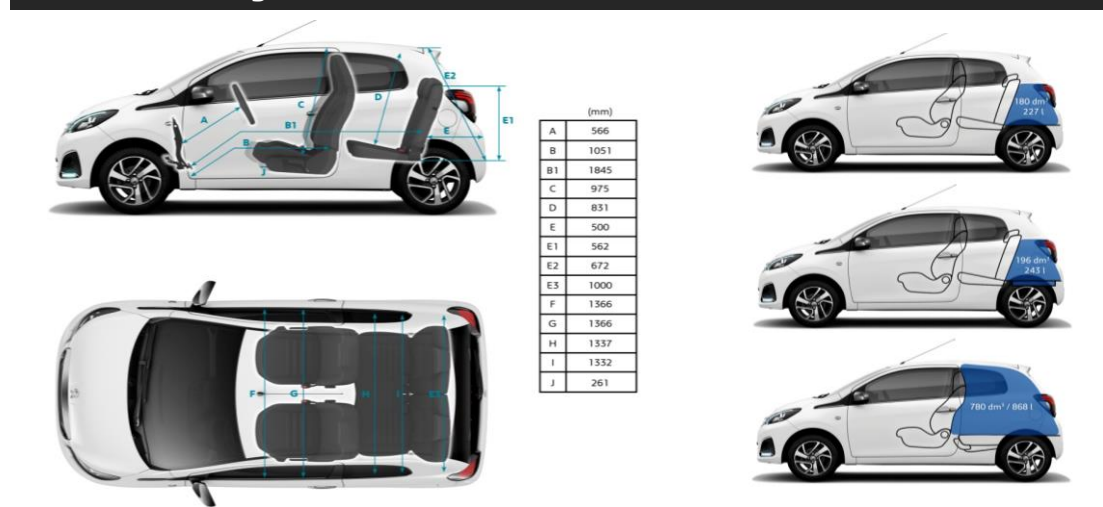
PEUGEOT 108 Range: Technical Specification

| | | |
|---------------------------------|---|-------------------------|
| DRIVETRAIN | Fuel type | Petrol |
| | Stop and Start functionality | • |
| | Cubic capacity (cc) | 998 |
| | Maximum power bhp (Kw) | 72 (53) @ 6000 |
| | Maximum torque lb/ft (Nm) | 93 @ 4400 rpm |
| | 5-speed manual | • |
| | 5-speed semi-automatic | |
| BRAKES | Front discs | • |
| | Rear brakes | • |
| SUSPENSIONS AND TYRES | Front suspension | Pseudo MacPherson |
| | Rear suspension | Deformable Crossmember |
| | Size - 14" tyres | 165/65 R14 |
| | Size - 15" tyres | 165/60 R15 |
| FUEL | Capacity (litres) | 35 |
| REGULATED EMISSIONS | Carbon monoxide (mg/km) | 197.1 |
| | Total hydrocarbons (mg/km) | 29.9 |
| | Nitrogen Oxides (mg/km) | 19 |
| | Total Hydrocarbons + Nitrogen Oxides (mg/km) | / |
| | Particulate Matter (mg/km) | / |
| PERFORMANCE | Maximum speed (mph) | 99 |
| | Acceleration 0-62 mph driver only (sec) | TBC |
| FUEL CONSUMPTION INFORMATION | Fuel Consumption: Low MPG (litres/100km). [^] | 53.2 - 49.2 (5.3 - 5.7) |
| | Fuel Consumption: Medium MPG (litres/100km). ^{^^} | 64.6 - 61.1 (4.4 - 4.6) |
| | Fuel Consumption: High MPG (litres/100km). ^{^^^} | 68.3 - 64.7 (4.1 - 4.4) |
| | Fuel Consumption: Extra-High MPG (litres/100km). ^{^^*} | 52.2 - 47.7 (5.4 - 5.9) |
| | Fuel Consumption: Combined MPG (litres/100km). ^{^^*} | 58.9 - 54.8 (4.8 - 5.2) |
| | Carbon Dioxide (CO2) emissions Combined (g/km) | 110 - 111 |
| VEHICLE WEIGHT INFORMATION (KG) | Gross vehicle weight | 1240 |
| | Mass in service - Hatch / TOP! | 915 / 930 |
| | Kerb weight - Hatch / TOP! | 840 / 855 |
| | Gross train weight | 1240 |
| | Maximum braked trailer weight | / |
| | Maximum tow ball weight | / |
| INSURANCE CODES | Active | 8E |
| | Allure | 8E |
| | Collection | 8E |

PEUGEOT 108 Range: Exterior dimensions



PEUGEOT 108 Range: Interior dimensions



The fuel consumption achieved, and CO2 produced, in real world conditions will depend upon a number of factors including, but not limited to: the accessories fitted (pre and post registration); variations in weather; driving styles and vehicle load. The WLTP (Worldwide Harmonised Light Vehicles Test Procedure) is used to measure fuel consumption and CO2 figures. Figures shown are for comparison purposes and should only be compared to the fuel consumption and CO2 values of other cars tested to the same technical standard.

[^] 'LOW': Low speed city driving, representative of city centre driving, maximum 35mph.

^{^^} 'MEDIUM': Medium speed town driving, representative of town or suburban driving, maximum 50mph.

^{^^^} 'HIGH': High speed rural driving, representative of A-road or dual carriageway driving, maximum 60mph.

^{^^*} 'EXTRA HIGH': Extra High speed motorway driving, representative of a typical European motorway, maximum 81mph.

^{^^*} 'COMBINED': A mixed journey average of all elements

Figures quoted reflect a range of configurations (including non-UK market vehicles) and are subject to changes resulting from ongoing product development, range evolutions, testing and evaluations.

PEUGEOT 108 Range: Service Contracts

PEUGEOT offer two levels of Service Contract:

PEUGEOT Service Plans

What's included:

- PEUGEOT Service Plans offer complete assurance that all your servicing costs will be completely covered for the duration of the plan
- We offer PEUGEOT Service Plans for up to five years with many mileage options
- One-off up front or monthly direct debit payment options available
- All packages are affordable and inflation proof, which means they will remain at a fixed cost for the duration of the plan

Monthly price examples*:

| 36 Months / 35,000 Miles | 48 Months / 45,000 Miles | 60 Months / 55,000 Miles |
|--------------------------|--------------------------|--------------------------|
| 13.07 per month | 15.62 per month | 15.11 per month |

* Price examples based on an annual mileage of 10,000 per annum

A PEUGEOT Service Plan can be purchased up to 12 months after registration date. The prices quoted above are indicative, for a bespoke quote please contact your local PEUGEOT Dealer. If the plan is taken out after the date of registration an additional payment will be required to cover this starting period. Any normal wear and tear maintenance work such as replacement of tyres, brake pads, brake discs, clutches, shock absorbers, wipers, batteries, bulbs, silencer, exhausts and windscreens are excluded. Servicing must be carried out by a PEUGEOT Authorised Repairer in the UK. PEUGEOT Motor Company reserve the right to change, amend or withdraw this product at any time.

Extended Peugeot Assistance*

What's included: Extension of your PEUGEOT Assistance Cover

- Offers you the opportunity to extend PEUGEOT Assistance up to a further two years
- Cover includes:
 - PEUGEOT Assistance from Home
 - PEUGEOT Roadside Assistance
 - PEUGEOT Recovery
 - PEUGEOT Onward Travel
 - PEUGEOT European Cover

* Excludes non-vehicle induced faults

To find out about extending your Peugeot Assistance cover, call 0800 294 0294.



PEUGEOT 108 Range: Further Information

Manufacturers Recommended Retail Price On The Road

The On the Road MRRP featured includes the following from April 2021:

| Tax band | CO2 (g/km) | First Year VED (Petrol) | Annual Tax | First Reg fee | Delivery Charge | VAT @ 20% on Delivery | Total OTR Costs (Petrol) |
|----------|------------|-------------------------|------------|---------------|-----------------|-----------------------|--------------------------|
| A | 0 | £0.00 | £0.00 | £55.00 | £595.83 | £119.17 | £770.00 |
| B | 1-50 | £10.00 | £155.00 | £55.00 | £595.83 | £119.17 | £780.00 |
| C | 51-75 | £25.00 | £155.00 | £55.00 | £595.83 | £119.17 | £795.00 |
| D | 76-90 | £115.00 | £155.00 | £55.00 | £595.83 | £119.17 | £885.00 |
| E | 91-100 | £140.00 | £155.00 | £55.00 | £595.83 | £119.17 | £910.00 |
| F | 101-110 | £160.00 | £155.00 | £55.00 | £595.83 | £119.17 | £930.00 |
| G | 111-130 | £180.00 | £155.00 | £55.00 | £595.83 | £119.17 | £950.00 |
| H | 131-150 | £220.00 | £155.00 | £55.00 | £595.83 | £119.17 | £990.00 |
| I | 151-170 | £555.00 | £155.00 | £55.00 | £595.83 | £119.17 | £1,325.00 |
| J | 171-190 | £895.00 | £155.00 | £55.00 | £595.83 | £119.17 | £1,665.00 |
| K | 191-225 | £1,345.00 | £155.00 | £55.00 | £595.83 | £119.17 | £2,115.00 |
| L | 226-255 | £1,910.00 | £155.00 | £55.00 | £595.83 | £119.17 | £2,680.00 |
| M | Over 255 | £2,245.00 | £155.00 | £55.00 | £595.83 | £119.17 | £3,015.00 |

VAT is calculated at 20%

VAT is not applicable to cars sold in the Channel Islands

PEUGEOT 3 Years of Warranty

All vehicles first registered in the UK and purchased from a UK PEUGEOT Retailer benefit from a PEUGEOT 2 year unlimited mileage manufacturer's warranty and a free optional additional 1 year of warranty provided by the PEUGEOT Retail Network in the UK.

PEUGEOT Assistance

All new PEUGEOTs come with PEUGEOT Assistance, our breakdown assistance service.

PEUGEOT Assistance is available every minute of the day and night; 365 days of the year, for you and anyone else driving your PEUGEOT with your permission.

Terms and Conditions

All information and prices correct at time of publication, but are subject to change at any time without prior notice (which may occur as a result of matters including, but not limited to, any changes in legislation and/or any changes by the government).

It is our policy to continually improve our vehicles in every way. To avoid any misunderstandings you are advised to check with your PEUGEOT Dealer the prices, specification (including colour), equipment, accessories and equipment relating to any PEUGEOT vehicle and the exact cost and availability prior to ordering.

Where a feature is described as an option in this publication it should be assumed that it is at extra cost unless specifically stated otherwise.

Issued by Sales and Marketing, PEUGEOT Motor Company PLC, Pinley House, Sunbeam Way, Coventry CV3 1ND.

