



The Ultimate
Driving Machine



THE 2

COUPÉ
CONVERTIBLE

Best viewed in
landscape mode



THE BMW 2 SERIES COUPÉ AND CONVERTIBLE.

RETURN BY CLICKING [🏠](#)
SELECT A TOPIC BELOW TO EXPLORE:



FEATURED MODELS. BMW M240i COUPÉ:

BMW TwinPower Turbo six-cylinder in-line petrol engine, 340hp (250kW), 18" M light alloy Double-spoke style 719 M Jet Black wheels with run-flat tyres, Sunset Orange metallic paint, Dakota leather seats in Black with Exclusive stitching, Aluminium Hexagon interior trim with High-gloss Black finisher.

BMW 220i SPORT CONVERTIBLE:

BMW TwinPower Turbo four-cylinder petrol engine, 184hp (135kW), 17" light alloy Star-spoke style 379 wheels with run-flat tyres, Mineral Grey metallic paint, Oyster Dakota leather seats with Dark Oyster highlight.

Content correct at time of publishing (as of April 2020). Prices and technical data subject to change. The models shown on these pages may feature optional equipment. Standard equipment may also vary depending on engine variant. For further details, please contact your local BMW Retailer.



“AMONG THE 2 SERIES’ STRENGTHS ARE A RANGE OF PUNCHY TURBOCHARGED ENGINES, AN EXCELLENT EIGHT-SPEED AUTOMATIC GEARBOX, AND A SWEET REAR-DRIVE CHASSIS.”

Auto Express, April 2019

[Read the full review](#)





"IT LOOKS GOOD, HAS A STRONG RANGE OF ENGINES AND IS NEARLY AS FUN TO DRIVE AS THE COUPÉ MODEL IT'S BASED ON."

Auto Express, August 2019

[Read the full review](#)





RE-WRITING THE
RULE BOOK.

STANDARD EQUIPMENT, INCLUDES:

In addition / replacement to M Sport models

- 18" M light alloy Double-spoke style 719 M wheels, Cerium Grey (non run-flat)
- Air conditioning, automatic with two-zone control
- BMW Mobility System
- Dakota leather upholstery
- Door sill finishers with M240i designation
- Exhaust tailpipes, Dark Chrome – twin, round, split
- Extended lighting
- Extended storage
- Exterior mirrors – electrically folding with anti-dazzle
- Full Black panel display with M240i welcome logo
- Kidney grille, High-gloss Black with eight extra-wide High-gloss Black vertical slats
- M aerodynamic bodystyling, with Airblades in Cerium Grey (no front foglights)
- Mirror caps, High-gloss Black
- M designation in unique Dark Chrome on left and right front wings
- M Performance TwinPower Turbo six-cylinder in-line petrol engine
- M rear spoiler (Coupé only)
- M Sport braking system
- M Sport suspension, with individual M240i setup
- Seat heating, front
- Sport automatic transmission with Launch Control
- Variable Sport steering, with M240i characteristics



The BMW M240i Coupé model is shown above in Sunset Orange metallic paint.

■ Standard equipment □ Optional equipment

M SPORT.

STANDARD EQUIPMENT, INCLUDES:

In addition / replacement to SE models

- 18" M light alloy Double-spoke style 719 M wheels,
- Bicolour Jet Black
- Ambient lighting – BMW Classic Orange /
- Cold White LED
- Door sill finishers with M designation
- Drive Performance Control with ECO PRO, Comfort,
- Sport and Sport+ modes
- Exhaust tailpipe, Chrome – dual, round, left (220i / 220d)
- Exterior trim, High-gloss Shadowline
- Full Black panel display
- Gearshift lever with M designation, short-shift (Manual transmission only)
- Headlining, Anthracite (Coupé only)
- Hexagon cloth / Alcantara upholstery, Anthracite
- Instrument panel with decorative stitching line
- Interior trim, Aluminium Hexagon with High-gloss Black finisher
- Kidney grille, Chrome with eight extra-wide High-gloss
- Black vertical slats
- LED front foglights (excluding 218i)
- M aerodynamic bodystyling
- M designation in Chrome on left and right front wings
- M Sport multi-function leather steering wheel, finished in Nappa leather with Speed limiting function
- M Sport suspension
- Remote control with integrated key, Blue inset
- Sport seats, driver and front passenger
- Welcome light using LED technology



The BMW 2 Series M Sport Convertible model is shown above in Estoril Blue metallic paint.

■ Standard equipment □ Optional equipment

SPORT.

STANDARD EQUIPMENT, INCLUDES:

In addition / replacement to SE models

- 17" light alloy Double-spoke style 725 wheels with run-flat tyres
- Ambient lighting – switchable
- Corner cloth upholstery
- Door sill finishers with BMW designation, front
- Drive Performance Control with ECO PRO, Comfort, Sport and Sport+ modes
- Exclusive door sill finishers with BMW designation, front
- Exhaust tailpipe, Dark Chrome – dual, round, left (220i / 220d)
- Front air inlet with High-gloss Black finisher
- Instrument panel with decorative stitching line
- Interior trim, High-gloss Black with Pearl Chrome finisher
- Kidney grille with extra-wide High-gloss Black vertical slats
- Rear bumper with High-gloss Black finisher
- Remote control with integrated key, Red inset
- Sport multi-function leather steering wheel, Black with Red stitching and Speed limiting function
- Sport seats, driver and front passenger
- Welcome light using LED technology



STANDARD EQUIPMENT, INCLUDES:

- 17" light alloy Y-spoke style 380 wheels with run-flat tyres
- Access to BMW Connected+ for 12 months from vehicle production (subscription required)
- Acoustic soft-top in Anthracite (Convertible only)
- Air conditioning, single-zone automatic
- Apple CarPlay® preparation
- Armrest front, sliding
- Bluetooth hands-free facility with USB audio interface and audio streaming
- BMW ConnectedDrive Services, comprising:
 - BMW Emergency Call
 - BMW Navigation System
 - BMW Online Services
 - BMW TeleServices
 - Real Time Traffic Information (RTTI)
 - Remote Services
- BMW Professional radio with single CD player (with MP3 playback capability)
- Control Display – 6.5" colour display screen with iDrive Controller
- Corner cloth upholstery
- DAB tuner
- Darkened tail lights with LED light bars
- Door sill finishers – Black with BMW designation, front
- Drive Performance Control with ECO PRO, Comfort and Sport modes
- Exhaust tailpipe, Chrome
- Exhaust tailpipe, Chrome finisher – single, round, left
- Floor mats in velour, front
- Heated exterior mirrors and heated windscreen washer jets
- Interior trim, Satin Silver
- Kidney grille, Chrome with Black vertical slats
- Lashing eyes in luggage compartment
- LED foglights, front
- LED headlights
- LED rear light bars
- Park Distance Control (PDC), rear
- Rain sensor, with automatic headlight activation
- Rear-view mirror, automatically dimming
- Remote control with integrated key
- Six-speed manual transmission
- Sport multi-function leather steering wheel, Black with
- Speed limiting function
- Tyre Pressure Monitoring with a three-level warning strategy
- Welcome light



EXTERIOR COLOURS.



Non-metallic Alpine White




Metallic Black Sapphire



Metallic Estoril Blue¹



Metallic Long Beach Blue²



Metallic Mineral Grey



Metallic Sunset Orange

UPHOLSTERIES & INTERIOR TRIMS.


CLOTH.



Available with
■ SE
■ Sport

Corner cloth in Anthracite with Grey highlight


CLOTH/LEATHER COMBINATION.



Available with
■ M Sport

Hexagon cloth / Alcantara in Anthracite with Blue Hexagonal highlight

INTERIOR TRIMS.



Available with
■ SE


Satin Silver



Available with
■ M Sport
■ M240i


Aluminium Hexagon with High-gloss Black finisher

LEATHER.




Available with
□ Sport
□ M Sport
■ M240i

Dakota leather in Black with Exclusive stitching



Available with
□ Sport
□ M Sport
■ M240i

Dakota leather in Oyster with Dark Oyster highlight / Black interior colour



Available with
■ Sport
□ M Sport
□ M240i

High-gloss Black with Pearl Chrome finisher



Please note that even normal long or short-term use can lead to permanent upholstery damage.

■ Standard equipment □ Optional equipment

PACKS.

BMW packs are designed to group together certain options around a particular aspect of your BMW driving experience to help make your choice of options easier.

TECH PACK I.

☐ Reversing Assist camera

☐ Park Distance Control (PDC), front and rear

☐ Cruise Control with braking function

☐ Park Assist



TECH PACK II.

☐ Navigation system – BMW Professional Multimedia

☐ Enhanced Bluetooth and wireless charging

☐ Full Black panel display

☐ WiFi hotspot preparation



COMFORT PACK I.

☐ Exterior mirrors – electrically folding with anti-dazzle

☐ Extending storage

☐ Seat heating, front

☐ Automatic air conditioning with two-zone

☐ Extended lighting

Not available on M240i models.



COMFORT PACK II.

☐ Steering wheel heating

☐ Comfort Access

☐ Electric seat adjustment with driver memory for driver and front passenger

Additional information:
M Sport and M240i models require one of the following:

☐ Cruise control with braking function (as part of the Tech Pack I)

☐ Active Cruise Control with Stop&Go function



M SPORT PLUS PACK.

☐ High-gloss Black Kidney grille

☐ 18" M light alloy Double-spoke style 719 M wheels, Jet Black

☐ M Sport braking system

☐ Variable Sport steering

☐ M seat belts

☐ Loudspeaker system – harman/kardon

☐ Sun protection glass (exclusively for Coupé models)

☐ M rear spoiler (exclusively for Coupé models)

Only available with M Sport models.



M240i PLUS PACK.

☐ 18" M light alloy Double-spoke style 719 M wheels, Jet Black

☐ M seat belts

☐ High-beam Assistant

☐ BMW Icon Adaptive LED Headlights

☐ Loudspeaker system – harman/kardon

☐ Sun protection glass (exclusively for Coupé models)

Only available with M240i models.

STANDARD & OPTIONAL EQUIPMENT HIGHLIGHTS.



BMW Icon Adaptive LED Headlights with low and high-beam headlights include LED indicators, High-beam Assistant and Adaptive headlights. The equipment also features automatic height adjustment and four 'white' LED Corona rings used for Daytime Driving Lights. Also included within the M Sport Plus pack and M240i Plus pack.



From the daytime running lights to low and high beams, all of the functions in the LED Headlights have a longer lifespan and save more energy thanks to LED technology. The dynamic headlights feature automatic light range regulation, increased visibility at night and in bad weather thanks to excellent illumination with a light colour similar to daylight.



Active Cruise Control with Stop&Go function² maintains a preselected speed, as well as the distance to the vehicle ahead.



A Smartphone holder within the centre console features inductive charging for compatible mobile telephones (using Qi wireless charging³ format) and connection to the vehicle's external aerial. Two mobile telephones and an audio player can be connected simultaneously via Bluetooth. Only available as part of the Tech pack II.



The High-gloss Black Shadowline exterior trim includes trim strips on the front and rear side windows as well as front and rear window recess finishers. The exterior mirror caps (model dependent), bases and triangles all feature the same look to match. This lends the car a sense of athleticism and elegance. Standard on M Sport models. Not available on SE and Sport models.



The electric glass sunroof with slide and lift function including sun protection, anti-trap protection, comfort opening and closing via remote control and one-touch function allows you to regulate the air flow rate according to your preference to create a pleasant interior climate. The integrated, automatically extending wind deflector guarantees a high level of acoustic comfort.¹



The Sport seats for driver and front passenger provide optimum lateral support with their raised side bolsters and manually adjustable thigh support. The fore-and-aft position and seat angle can be manually adjusted, while the backrest width can be adjusted electrically. Standard on Sport, M Sport and M240i models.



Loudspeaker system – harman/kardon with external 360 watt amplifier in the luggage compartment consists of 12 speakers including two central subwoofers. Also included within the M Sport Plus pack and M240i Plus pack.



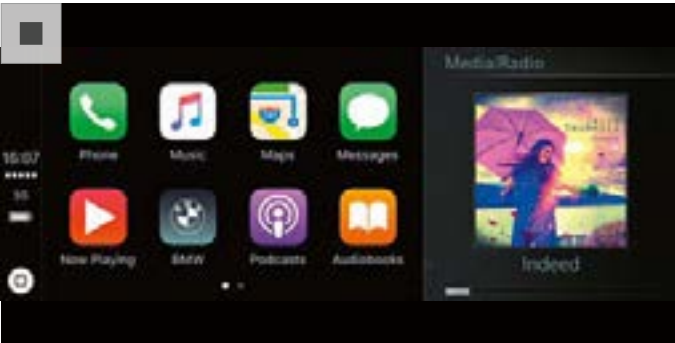
The mirror caps are painted in High-gloss Black which emphasises the car's athletic look and creates an individual appearance. Standard for M240i models.



The Convertible softtop considerably reduces the noise level in the interior and also provides outstanding insulation against the cold. No matter whether seen from the inside or outside, its high-quality look is a real head turner. The softtop can even be opened or closed fully automatically at speeds of up to 30mph.



Full Black panel display with integrated graphic visualisation of navigation instructions and other features. Standard on M Sport and M240i models. Only available as part of the Tech pack II on SE and Sport models.



Apple CarPlay[®] preparation enables wireless and comfortable usage of your iPhone[®] in your vehicle via Apple CarPlay[®]. It is operated seamlessly via the vehicle's user interface.^{4,5}

¹ = Only available for Coupé model. ² = Only available in conjunction with Automatic transmission and Full Black panel display. ³ = For Smartphones without an inductive charging function, special charging cases are available to purchase via BMW Parts and Accessories. Extended functionality may depend on the features of the Bluetooth / USB device in use. For confirmation, please check the Bluetooth Compatibility Checker on www.bmw.co.uk. ⁴ = Available and active without runtime limitations. Usage cannot be guaranteed permanently due to potential future technical developments (of the Service availability and/or Smartphone compatibility/operating systems). ⁵ = Compatibility and supported functions depend on the iPhone[®] model and software installed. When the Apple CarPlay[®] preparation is used, selected vehicle data is transferred to the phone. The mobile phone manufacturer is responsible for further data processing.

■ Standard equipment □ Optional equipment

The BMW Connected App.

Your personal mobility assistant.

The BMW Connected App learns your mobility routines, reads your calendar and knows when you need to leave, providing you with a personal experience that is integrated into your everyday life. The App allows you to fully unleash the capabilities of BMW's innovative technologies intuitively through your smartphone.

■ Learned destinations

BMW Connected learns your most frequently travelled routes and provides them as 'learned destinations' for future suggestions. If destinations are repeatedly visited, they are automatically listed at the usual time.



□ Amazon Echo

BMW Connected Skill now available for the Amazon Echo. Lock your BMW by simply asking, check the status of your car or when to leave for your next meeting without lifting a finger.



■ Remote Services

enables customers to use a smartphone to locate where their BMW is parked, to lock and unlock the car remotely and much more.^{1, 2, 3}

■ Estimated time of arrival

Never be late again with detailed updates of your regular routes and alternative options so you can manage your journey and avoid delays.

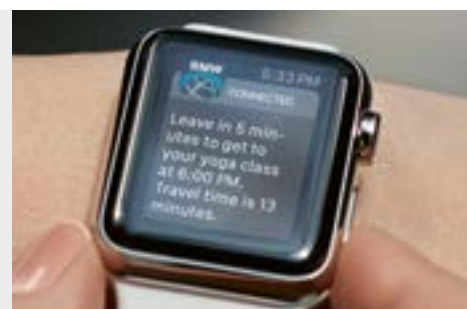


□ Door to door guidance

Get detailed walking directions from your parking spot to your destination. A map with a location pin also shows where you last parked once you're ready to head back to your car.

□ Time to leave

A notification on your Apple iPhone®, compatible Android phone, your Apple Watch® or Samsung Gear S3® watch will recommend a time to leave in order to arrive on time.



BMW ConnectedDrive.

In touch with your world.

The BMW ConnectedDrive Services & Apps are on hand to make sure you have more time for the important things in life. Various innovations by BMW make things more convenient for you every day – whenever you want.

For more information, go to www.bmw.co.uk/getconnected



■ Real Time Traffic Information (RTTI)

collects current traffic information about motorways, main and country roads and the most important urban routes. It relays information about delays and dangers almost instantly and suggests the best alternative routes.^{1, 4}

■ BMW Online Services

forms the basis for using the BMW ConnectedDrive functions. In addition, selected smartphone apps can be used in the vehicle and the BMW ConnectedDrive Store can be accessed.^{1, 4}



■ Apple CarPlay®

preparation enables wireless and comfortable usage of your iPhone® in your vehicle via Apple CarPlay®. Selected smartphone content can be displayed and operated via the user interface of the vehicle.^{1, 2, 5}



■ BMW Emergency Call

automatically establishes a voice connection with the local emergency services without the use of a mobile phone. It transmits information about the vehicle's current location and can be triggered manually in case other road users require help.²



■ BMW TeleServices

transmits vehicle service data to BMW and supports the planning and processing of servicing appointments. In the event of a breakdown, help can be requested from a BMW Centre allowing some malfunctions to be resolved remotely.²



□ BMW Connected+

provides a more extensive level of integration of the BMW Connected App in your BMW. You can enjoy seamless connectivity between all BMW Connected touchpoints and your BMW and thus benefit from the personalised services supported by the BMW Open Mobility Cloud.⁶



□ WiFi hotspot preparation

enables connection of mobile devices to the internet via the built-in vehicle SIM. Its use is subject to cost, data plans can be purchased via the mobile network operator when connected to the vehicle.⁷



¹ = Requires a free BMW ConnectedDrive account. ² = Available and active without runtime limitations. Usage cannot be guaranteed permanently due to potential future technical developments (e.g. of the Service availability and/or Smartphone compatibility/operating systems). ³ = GPS Tracking in iDrive Settings menu must be activated. Not all features are available on all models. Please consult your local BMW Retailer for full details. ⁴ = Active for 3 years, renewable thereafter. ⁵ = Functions using a data connection will use data from the SIM card in the iPhone®. Additional data charges may be applied by the mobile network provider. Compatibility and functions may vary due to the model year of the iPhone® and the version of software installed on it. ⁶ = Active for 1 year, renewable thereafter. ⁷ = Only available with ZT2, Tech Pack II.

WHEELS AND TYRES.



17" light alloy Double-spoke style 725 wheels, 7.5J x 17 with 225/45 R17 run-flat tyres. Standard for Sport models.



18" light alloy Double-spoke style 384 wheels, Orbit Grey, front 7.5J x 18 with 225/40 R18, rear 8J x 18 with 245/35 R18 run-flat tyres. Optional for Sport models.



18" M light alloy wheels Double-spoke style 719 M, Bicolour, front 7.5J x 18 with 225/40 R18, rear 8J x 18 with 245/35 R18 run-flat tyres. Standard for M Sport models.



17" light alloy Y-spoke style 380 wheels, Reflex Silver, 7J x 17 with 205/50 R17 run-flat tyres. Standard for SE models.



18" M light alloy Double-spoke style 719 M wheels, Cerium Grey, front 7.5 J x 18 with 225/40 R18, rear 8 J x 18 with 245/35 R18 tyres. Standard for M240i models.



18" M light alloy wheels Double-spoke style 719 M, Jet Black, front 7.5J x 18 with 225/40 R18, rear 8J x 18 with 245/35 R18 run-flat tyres for M Sport models / non-run flat tyres for M240i models. Optional for M Sport and M240i models.

GENUINE BMW ACCESSORIES.



The Rear Bike Carrier is lightweight yet sturdy and can carry up to 60kg. Exceptionally easy to use, it carries two bicycles or e-bikes. Its tilt function also allows easy access to the luggage compartment at all times.
The lockable Racing Bike Carrier enables the secure transport of racing bicycles with quick-release clamps. It is made of high-strength aluminium and features a simple clamping system for attaching bicycles. A separate front wheel holder is also available.



BMW M 19" light alloy Double-spoke style 405 M wheels.



BMW M Kidney grilles in Black ensure the car stands out from the crowd.



The Black All-weather Floor Mats ensure precisely fitting protection against dirt and moisture in the footwells.



The Travel & Comfort System Coat Hanger slots into the separately available base carrier (required) and can also be used outside the vehicle.



When the doors are opened, the LED Door Projectors project one of a choice of four graphics on the ground adjacent to the vehicle, for perfect illumination of the entry area.



Anti-slip, water-resistant, durable Luggage Mat for protecting the luggage compartment from dirt and moisture.

BMW PAY MONTHLY SERVICING & TRACKSTAR.

SERVICING MADE SIMPLE.

Planning for the road ahead has never been easier. With the BMW Pay Monthly Service Plan¹ you can remove the uncertainty often associated with car servicing costs by spreading them monthly, much like you would your household bills. Our Pay Monthly service plan covers two services and any unused credit can be transferred to another BMW if you decide to switch unexpectedly. As part of the Pay Monthly plan you will also receive a number of added extras including:

- Fluid top ups
- An MOT
- A Wash & Vac each time you visit
- Seasonal health checks
- Sat Nav Map updates

Get the quality service and parts you expect from BMW with a fixed monthly payment. Give your BMW the care and attention it deserves from the experts that made it.

Price: £20 per month for 36 months

Please contact your preferred BMW Centre for further information.

BMW TRACKSTAR.

Locate and recover your vehicle if it is stolen with BMW Trackstar or BMW Trackstar Advance. Benefits include:

- 24/7 Trackstar Monitoring Centre
- Thatcham accredited
- Integrated motion sensor
- Pan-European protection

BMW Trackstar S7 price from: £399²

BMW Trackstar S5 price from £549²

BMW Trackstar S5 Advance price from: £649²



¹ = Participating Retailers only. Two services must be claimed within four years or 40,000 miles, whichever occurs soonest. ² = Price excludes subscription. Please consult your preferred BMW Centre for further details. Content correct at time of publishing. Prices subject to change.

PRICING INFORMATION.

THE BMW 2 SERIES COUPÉ.

Model	Basic price (excluding VAT)	VAT 20%	RRP (including VAT)	On the road price from	P11d value		BIK tax rate (2020 / 2021)	Insurance group	RDE2 Certified (Y / N)	Model
PETROL					Manual	Automatic				PETROL
218i SE	£21,037.50	£4,207.50	£25,245	£26,690	£26,095	£27,545	36%-37% (36%-37%)	20	N	218i SE
218i Sport	£21,870.83	£4,374.17	£26,245	£27,690	£27,095	£28,545	36%-37% (37%)	20	N	218i Sport
218i M Sport	£23,204.17	£4,640.83	£27,845	£29,620	£28,695	£30,145	37% (37%)	21	N	218i M Sport
220i Sport	£25,758.33	£5,151.67	£30,910	£32,355	-	£31,760	(37%)	26	N	220i Sport
220i M Sport	£27,091.67	£5,418.33	£32,510	£34,285	-	£33,360	(37%)	27	N	220i M Sport
M240i	£32,783.33	£6,556.67	£39,340	£41,550	-	£40,190	(37%)	39	N	M240i
DIESEL										DIESEL
218d SE	£22,912.50	£4,582.50	£27,495	£28,940	£28,345	£29,795	36%-37% (36%-37%)	21	N	218d SE
218d Sport	£23,745.83	£4,749.17	£28,495	£29,940	£29,345	£30,795	36%-37% (36%-37%)	22	N	218d Sport
218d M Sport	£25,079.17	£5,015.83	£30,095	£31,870	£30,945	£32,395	37% (37%)	22	N	218d M Sport
220d Sport	£25,229.17	£5,045.83	£30,275	£32,050	£31,125	£32,725	37% (37%)	27	N	220d Sport
220d M Sport	£26,562.50	£5,312.50	£31,875	£33,650	£32,725	£34,325	37% (37%)	27	N	220d M Sport
220d xDrive Sport	£27,812.50	£5,562.50	£33,375	£35,150	-	£34,225	(37%)	27	N	220d xDrive Sport
220d xDrive M Sport	£29,145.83	£5,829.17	£34,975	£36,750	-	£35,825	(37%)	27	N	220d xDrive M Sport

PRICES AND SPECIFICATIONS

BMW (UK) Limited reserves the right to alter prices and specifications without notice. BMW (UK) Limited has made every effort to ensure the accuracy of information but does not accept liability for any errors or omissions.

VED RATES

Annual VED (second year onwards) for cars costing over £40,000 is payable for five years. VED rates for brand new cars are determined by their CO₂ emissions figure. First year VED applies to the first year of ownership. Annual VED rates apply thereafter. The BMW 2 Series Coupé models fall into one of the categories listed below:

CO ₂ emissions (g/km)	01-50	51-75	76-90	91-100	101-110	111-130	131-150	151-170	171-190	191-225	226-255	Over 255
First year VED (petrol and RDE2 diesel)	£10	£25	£110	£135	£155	£175	£215	£540	£870	£1,305	£1,850	£2,175
First year VED (diesel)	£25	£110	£135	£155	£175	£215	£540	£870	£1,305	£1,850	£2,175	£2,175
Annual VED – second year onwards (standard rate for petrol and diesel)	£150	£150	£150	£150	£150	£150	£150	£150	£150	£150	£150	£150
Annual VED – second year onwards (petrol and diesel cars over £40,000)	£475	£475	£475	£475	£475	£475	£475	£475	£475	£475	£475	£475

ON THE ROAD PRICE

The recommended on the road price includes:

Delivery and BMW Emergency Service	£825
Number plates	£25
Vehicle first registration fee	£55
First year Vehicle Excise Duty	See left

Figures shown are for comparability purposes; only compare fuel consumption and CO₂ figures with other cars tested to the same technical procedures. These figures may not reflect real life driving results, which will depend upon a number of factors including the accessories fitted (post-registration), variations in weather, driving styles and vehicle load. The CO₂ figures have been determined according to the WLTP test. WLTP has been used as the applicable CO₂ figure from 1 April 2020 for first year vehicle tax (VED) and from 6 April 2020 for company car tax (BIK). The CO₂ figures were previously based on the NEDC equivalent. - = Not available Figures in () apply to cars with automatic transmission. Insurance group figures refer to 50 Group Rating System.

PRICING INFORMATION.

THE BMW 2 SERIES CONVERTIBLE.

Model	Basic price (excluding VAT)	VAT 20%	RRP (including VAT)	On the road price from	P11d value		BIK tax rate (2020 / 2021)	Insurance group	RDE2 Certified (Y / N)	Model
PETROL					Manual	Automatic				PETROL
218i SE	£23,704.17	£4,740.83	£28,445	£30,220	£29,295	£30,745	37% (37%)	22	N	218i SE
218i Sport	£24,537.50	£4,907.50	£29,445	£31,220	£30,295	£31,745	37% (37%)	23	N	218i Sport
218i M Sport	£25,870.83	£5,174.17	£31,045	£32,820	£31,895	£33,345	37% (37%)	23	N	218i M Sport
220i Sport	£28,425.00	£5,685.00	£34,110	£35,885	-	£34,960	(37%)	29	N	220i Sport
220i M Sport	£29,758.33	£5,951.67	£35,710	£37,485	-	£36,560	(37%)	30	N	220i M Sport
M240i	£35,450.00	£7,090.00	£42,540	£44,750	-	£43,390	(37%)	42	N	M240i
DIESEL										DIESEL
218d SE	£25,579.17	£5,115.83	£30,695	£32,470	£31,545	£32,995	37% (37%)	24	N	218d SE
218d Sport	£26,412.50	£5,282.50	£31,695	£33,470	£32,545	£33,995	37% (37%)	24	N	218d Sport
218d M Sport	£27,745.83	£5,549.17	£33,295	£35,070	£34,145	£35,595	37% (37%)	24	N	218d M Sport
220d Sport	£27,895.83	£5,579.17	£33,475	£35,250	£34,325	£35,925	37% (37%)	29	N	220d Sport
220d M Sport	£29,229.17	£5,845.83	£35,075	£36,850	£35,925	£37,525	37% (37%)	29	N	220d M Sport

PRICES AND SPECIFICATIONS

BMW (UK) Limited reserves the right to alter prices and specifications without notice. BMW (UK) Limited has made every effort to ensure the accuracy of information but does not accept liability for any errors or omissions.

VED RATES

Annual VED (second year onwards) for cars costing over £40,000 is payable for five years. VED rates for brand new cars are determined by their CO₂ emissions figure. First year VED applies to the first year of ownership. Annual VED rates apply thereafter. The BMW 2 Series Coupé models fall into one of the categories listed below:

CO ₂ emissions (g/km)	01-50	51-75	76-90	91-100	101-110	111-130	131-150	151-170	171-190	191-225	226-255	Over 255
First year VED (petrol and RDE2 diesel)	£10	£25	£110	£135	£155	£175	£215	£540	£870	£1,305	£1,850	£2,175
First year VED (diesel)	£25	£110	£135	£155	£175	£215	£540	£870	£1,305	£1,850	£2,175	£2,175
Annual VED – second year onwards (standard rate for petrol and diesel)	£150	£150	£150	£150	£150	£150	£150	£150	£150	£150	£150	£150
Annual VED – second year onwards (petrol and diesel cars over £40,000)	£475	£475	£475	£475	£475	£475	£475	£475	£475	£475	£475	£475

ON THE ROAD PRICE

The recommended on the road price includes:

Delivery and BMW Emergency Service	£825
Number plates	£25
Vehicle first registration fee	£55
First year Vehicle Excise Duty	See left

Figures shown are for comparability purposes; only compare fuel consumption and CO₂ figures with other cars tested to the same technical procedures. These figures may not reflect real life driving results, which will depend upon a number of factors including the accessories fitted (post-registration), variations in weather, driving styles and vehicle load. The CO₂ figures have been determined according to the WLTP test. WLTP has been used as the applicable CO₂ figure from 1 April 2020 for first year vehicle tax (VED) and from 6 April 2020 for company car tax (BIK). The CO₂ figures were previously based on the NEDC equivalent. - = Not available Figures in () apply to cars with automatic transmission. Insurance group figures refer to 50 Group Rating System.

TECHNICAL INFORMATION.

THE BMW 2 SERIES COUPÉ.


Model	Power output (hp)	0-62mph (secs)	Fuel consumption – combined (mpg / l/100km)*	CO ₂ emissions – combined (g/km)*	Model
PETROL			PETROL		
218i SE	136	8.8 (8.9)	37.7-38.2 (37.2-37.7) / 7.5-7.4 (7.6-7.5)	170-168 (172-169)	218i SE
218i Sport	136	8.8 (8.9)	37.2-38.2 (36.7-37.7) / 7.6-7.4 (7.7-7.5)	172-168 (175-170)	218i Sport
218i M Sport	136	8.8 (8.9)	36.2-37.2 (35.8-36.7) / 7.8-7.6 (7.9-7.7)	176-172 (180-175)	218i M Sport
220i Sport	184	(7.2)	(36.7-37.7) / (7.7-7.5)	(174-170)	220i Sport
220i M Sport	184	(7.2)	(36.2-36.7) / (7.8-7.7)	(178-174)	220i M Sport
M240i	340	(4.6)	(32.5) / (8.7)	(198-197)	M240i
DIESEL			DIESEL		
218d SE	150	8.5 (8.3)	48.7-49.6 (48.7-49.6) / 5.8-5.7 (5.8-5.7)	152-149 (152-149)	218d SE
218d Sport	150	8.5 (8.3)	47.9-49.6 (47.9-49.6) / 5.9-5.7 (5.9-5.7)	155-149 (155-149)	218d Sport
218d M Sport	150	8.5 (8.3)	47.1-48.7 (47.1-48.7) / 6.0-5.8 (6.0-5.8)	158-153 (158-153)	218d M Sport
220d Sport	190	7.2 (7.1)	47.1-48.7 (47.9-49.6) / 6.0-5.8 (5.9-5.7)	157-151 (156-150)	220d Sport
220d M Sport	190	7.2 (7.1)	46.3-47.9 (47.1-48.7) / 6.1-5.9 (6.0-5.8)	159-154 (158-153)	220d M Sport
220d xDrive Sport	190	(7.0)	(44.1-45.6) / (6.4-6.2)	(168-163)	220d xDrive Sport
220d xDrive M Sport	190	(7.0)	(43.5-44.8) / (6.5-6.3)	(170-166)	220d xDrive M Sport


THE BMW 2 SERIES CONVERTIBLE.

Model	Power output (hp)	0-62mph (secs)	Fuel consumption – combined (mpg / l/100km)*	CO ₂ emissions – combined (g/km)*	Model
PETROL			PETROL		
218i SE	136	9.4 (9.6)	35.8-36.2 (34.9-35.3) / 7.9-7.8 (8.1-8.0)	178-177 (183-181)	218i SE
218i Sport	136	9.4 (9.6)	35.3-36.2 (34.4-35.3) / 8.0-7.8 (8.2-8.0)	181-177 (185-182)	218i Sport
218i M Sport	136	9.4 (9.6)	34.4-35.3 (33.6-34.4) / 8.2-8.0 (8.4-8.2)	185-181 (190-186)	218i M Sport
220i Sport	184	(7.7)	(34.9-35.8) / (8.1-7.9)	(183-180)	220i Sport
220i M Sport	184	(7.7)	(34.4-34.9) / (8.2-8.1)	(187-184)	220i M Sport
M240i	340	(4.7)	(31.4) / (9.0)	(205-204)	M240i
DIESEL			DIESEL		
218d SE	150	8.8 (9.0)	46.3 (45.6-46.3) / 6.1 (6.2-6.1)	160-159 (162-160)	218d SE
218d Sport	150	8.8 (9.0)	45.6-46.3 (44.8-46.3) / 6.2-6.1 (6.3-6.1)	163-159 (165-160)	218d Sport
218d M Sport	150	8.8 (9.0)	44.8-45.6 (44.1-45.6) / 6.3-6.2 (6.4-6.2)	164-161 (167-163)	218d M Sport
220d Sport	190	7.6 (7.5)	44.8-46.3 (44.8-46.3) / 6.3-6.1 (6.3-6.1)	165-160 (165-160)	220d Sport
220d M Sport	190	7.6 (7.5)	44.8-45.6 (44.8-45.6) / 6.3-6.2 (6.3-6.2)	166-162 (166-163)	220d M Sport

* = Figures shown are for comparability purposes. Only compare fuel consumption, CO₂ and electric range figures with other cars tested to the same technical procedures. These figures may not reflect real life driving results, which will depend upon a number of factors including the starting charge of the battery, accessories fitted (post-registration), variations in weather, driving styles and vehicle load. The CO₂ figures shown above have been determined according to the WLTP test. WLTP has been used as the applicable CO₂ figure from 1 April 2020 for first year vehicle tax (VED) and from 6 April 2020 for company car tax (BIK). The CO₂ figures were previously based on the NEDC equivalent. Figures in () apply to cars with automatic transmission.

OPTIONAL EQUIPMENT PRICING.

		218i SE	218i Sport	218i M Sport	220i Sport	220i M Sport	M240i	218d SE	218d Sport	218d M Sport	220d Sport	220d M Sport	220d xDrive Sport*	220d xDrive M Sport*	Price
BMW EFFICIENT DYNAMICS															
Auto Start-Stop		■	■	■	■	■	■	■	■	■	■	■	■	■	Std
Brake Energy Regeneration		■	■	■	■	■	■	■	■	■	■	■	■	■	Std
ECO PRO mode		■	■	■	■	■	■	■	■	■	■	■	■	■	Std
Electric Power Steering (EPS)		■	■	■	■	■	■	■	■	■	■	■	■	■	Std
Lightweight Engineering		■	■	■	■	■	■	■	■	■	■	■	■	■	Std
Optimum Shift Indicator ¹		■	■	■	-	-	-	■	■	■	■	■	-	-	Std
Reduced Rolling Resistance Tyres		■	■	■	■	■	-	■	■	■	■	■	■	■	Std
Certain BMW EfficientDynamics features may be excluded depending on the optional equipment chosen. Your BMW Retailer will be pleased to provide you with more information.															
PAINTWORK															
Non-metallic Available in Alpine White	uni	■	■	■	■	■	■	■	■	■	■	■	■	■	Std
Metallic Available in Black Sapphire, Estoril Blue ² , Long Beach Blue ³ , Mineral Grey or Sunset Orange	met	□	□	□	□	□	□	□	□	□	□	□	□	□	£560
UPHOLSTERY															
Corner cloth Available in Anthracite with Grey highlight	CC	■	■	-	■	-	-	■	■	-	■	-	■	-	Std
Hexagon cloth / Alcantara Available in Anthracite with Blue Hexagonal highlight	HA	-	-	■	-	■	-	-	-	■	-	■	-	■	Std
Dakota leather Available in Black with Exclusive stitching or Oyster with Dark Oyster highlight	LC	-	□	-	□	-	-	-	□	-	□	-	□	-	£1,150
		-	-	□	-	□	■	-	-	□	-	□	-	□	£800
INTERIOR TRIMS															
Aluminium Hexagon with High-gloss Black finisher	4WG	-	-	■	-	■	■	-	-	■	-	■	-	■	Std
High-gloss Black with Pearl Chrome finisher	4LU	-	■	□	■	□	□	-	■	□	■	□	■	□	£0
Satin Silver	4CG	■	-	-	-	-	-	■	-	-	-	-	-	-	Std
TRANSMISSIONS															
Automatic transmission Not with 2TB	205	□	□	□	-	-	-	□	□	□	-	-	-	-	£1,450
Sport automatic transmission Not with 205	2TB	-	-	-	■	■	■	-	-	-	□	□	■	■	£1,600
STEERING AND CHASSIS															
Adaptive M Sport suspension	2VF	-	-	□	-	□	□	-	-	□	-	□	-	-	£515
M Sport suspension	704	-	-	■	-	■	■	-	-	■	-	■	-	-	Std
Servotronic	216	■	■	■	■	■	-	■	■	■	■	■	■	■	Std

	218i SE	218i Sport	218i M Sport	220i Sport	220i M Sport	M240i	218d SE	218d Sport	218d M Sport	220d Sport	220d M Sport	220d xDrive Sport*	220d xDrive M Sport*	Price
---	---------	------------	--------------	------------	--------------	-------	---------	------------	--------------	------------	--------------	--------------------	----------------------	-------

PACKS

Packs provide an intelligent selection of individual options at a lower combined price, as well as contributing to the resale value of the vehicle. Further options can still be specified even when a pack is chosen.

COMFORT PACK I Comprises: – 430 Exterior mirrors – electrically folding with anti-dazzle – 493 Extended storage – 494 Seat heating front – 534 Air conditioning, automatic with two-zone control – 563 Extended lighting	ZF1	<input type="checkbox"/>	<input type="checkbox"/>	<input type="checkbox"/>	<input type="checkbox"/>	<input type="checkbox"/>	-	<input type="checkbox"/>	<input type="checkbox"/>	<input type="checkbox"/>	<input type="checkbox"/>	<input type="checkbox"/>	<input type="checkbox"/>	£900
COMFORT PACK II Comprises: – 248 Steering wheel heating – 322 Comfort Access – 459 Seat adjustment front, electric with driver memory Only with 544 / 5DF (M Sport and M240i)	ZF2	<input type="checkbox"/>	<input type="checkbox"/>	<input type="checkbox"/>	<input type="checkbox"/>	<input type="checkbox"/>	<input type="checkbox"/>	<input type="checkbox"/>	<input type="checkbox"/>	<input type="checkbox"/>	<input type="checkbox"/>	<input type="checkbox"/>	<input type="checkbox"/>	£900
M SPORT PLUS PACK Comprises: – High-gloss Black Kidney grilles – 20Y 18" M light alloy Double-spoke style 719 M wheels, Jet Black – 2NH M Sport braking system – 2VL Variable Sport steering – 420 Sun protection glass – 4GQ M seat belts – 674 Loudspeaker system – harman/kardon – 754 M rear spoiler	ZMS	-	-	<input type="checkbox"/>	-	<input type="checkbox"/>	-	-	-	<input type="checkbox"/>	-	-	<input type="checkbox"/>	£1,800
M240i PLUS PACK Comprises: – 20Y 18" M light alloy Double-spoke style 719 M wheels, Jet Black – 420 Sun protection glass – 4GQ M seat belts – 5AC High-beam Assistant – 552 BMW Icon Adaptive LED headlights – 674 Loudspeaker system – harman/kardon ¹	ZMA	-	-	-	-	-	<input type="checkbox"/>	-	-	-	-	-	-	£1,250
TECH PACK I Comprises: - 3AG Reversing Assist camera - 508 Park Distance Control (PDC), front and rear - 544 Cruise Control with braking function - 5DP Park Assist	ZT1	<input type="checkbox"/>	<input type="checkbox"/>	<input type="checkbox"/>	<input type="checkbox"/>	<input type="checkbox"/>	<input type="checkbox"/>	<input type="checkbox"/>	<input type="checkbox"/>	<input type="checkbox"/>	<input type="checkbox"/>	<input type="checkbox"/>	<input type="checkbox"/>	£900
TECH PACK II Comprises: – 609 Navigation system – BMW Professional Multimedia – 6NW Enhanced Bluetooth and wireless charging – 6WA Full Black panel display – 6WD WiFi hotspot preparation	ZT2	<input type="checkbox"/>	<input type="checkbox"/>	-	<input type="checkbox"/>	-	<input type="checkbox"/>	<input type="checkbox"/>	<input type="checkbox"/>	-	<input type="checkbox"/>	<input type="checkbox"/>	-	£1,250
		-	-	<input type="checkbox"/>	-	<input type="checkbox"/>	-	-	-	<input type="checkbox"/>	-	<input type="checkbox"/>	<input type="checkbox"/>	£1,100

Only with = these options must be ordered together. * = xDrive models only available with the BMW 2 Series Coupé.

■ Standard equipment □ Optional equipment - Not available



SAFETY AND TECHNOLOGY

		218i SE	218i Sport	218i M Sport	220i Sport	220i M Sport	M240i	218d SE	218d Sport	218d M Sport	220d Sport	220d M Sport	220d xDrive Sport*	220d xDrive M Sport*	Price
Active Cruise Control with Stop&Go function Only with 205 / 2TB + 6WA	5DF	□	□	□	□	□	□	□	□	□	□	□	□	□	£790
BMW Icon Adaptive LED Headlights	552	□	□	□ ¹	□	□	□	□	□	□	□	□	□	□	£790
Driving Assistant Comprises: – 5.7" Black panel display – Attentiveness Assistant – City Collision Mitigation – Forward Collision Warning – Lane Departure Warning – Preventive Pedestrian Protection Only with ZT1 + ZT2	5AS	□	□	□	□	□	□	□	□	□	□	□	□	□	£390
High-beam Assistant As part of 552	5AC	□	□	□	□	□	□	□	□	□	□	□	□	□	n/a [^]
LED foglights, front	5A1	■	■	-	■	■	-	■	■	■	■	■	■	■	Std
LED headlights Includes 5A1 (except M240i)	5A2	■	■	■	■	■	■	■	■	■	■	■	■	■	Std
Park Distance Control (PDC), rear	507	■	■	■	■	■	■	■	■	■	■	■	■	■	Std
Rain sensor with automatic headlight activation	521	■	■	■	■	■	■	■	■	■	■	■	■	■	Std
Speed Limit Info	8TH	□	□	□	□	□	□	□	□	□	□	□	□	□	£200

SEATS

Head restraints, rear and folding ²	5DC	■	■	■	■	■	■	■	■	■	■	■	■	■	Std
Lumbar support, driver and front passenger	488	□	□	□	□	□	□	□	□	□	□	□	□	□	£195
Sport seats, front	481	-	■	■	■	■	■	-	■	■	■	■	■	■	Std

EXTERIOR EQUIPMENT

Exterior trim, High-gloss Shadowline	760	-	-	■	-	■	■	-	-	■	-	■	-	■	Std
Mirror caps, Black	3BE	-	-	-	-	-	■	-	-	-	-	-	-	-	Std
Model specific design elements	3DE	-	■	■	■	■	-	-	■	■	■	■	■	■	Std
Run-flat tyres	258	■	■	■	■	■	□	■	■	■	■	■	■	■	£0
Towbar, detachable	235	□	□	□	□	□	-	□	□	□	□	□	□	□	£600

INTERIOR EQUIPMENT

Electric glass sunroof ²	403	□	□	□	□	□	□	□	□	□	□	□	□	□	£895
Headlining, Anthracite ²	775	-	-	■	-	■	■	-	-	■	-	■	-	■	Std
Rear-view mirror, automatically dimming	431	■	■	■	■	■	■	■	■	■	■	■	■	■	Std
Sun protection glass ²	420	□	□	□	□	□	□	□	□	□	□	□	□	□	£300
As part of ZMA / ZMS		-	-	□	-	□	□	-	-	□	-	□	-	□	n/a [†]
Through-loading system	465	□	□	□	□	□	□	□	□	□	□	□	□	□	£175
Wind deflector ²	387	□	□	□	□	□	□	□	□	□	□	□	-	-	£260

Only with = these options must be ordered together. / = Indicates 'or' ¹ = Not available in combination with 205, Automatic transmission. ² = Coupé models only. ³ = Convertible models only.
[†] = Exclusively available as part of a pack, for more information see [Packs](#). * = xDrive models only available with the BMW 2 Series Coupé.

■ Standard equipment □ Optional equipment - Not available



		218i SE	218i Sport	218i M Sport	220i Sport	220i M Sport	M240i		218d SE	218d Sport	218d M Sport	220d Sport	220d M Sport	220d xDrive Sport*	220d xDrive M Sport*	Price
--	--	---------	------------	--------------	------------	--------------	-------	--	---------	------------	--------------	------------	--------------	--------------------	----------------------	-------

STEERING WHEELS


Multi-function controls for steering wheel	249	■	■	■	■	■	■	■	■	■	■	■	■	■	■	Std
Steering wheel heating Only with 544 / 5DF (M Sport and M240i models)	248	□	□	□	□	□	□	□	□	□	□	□	□	□	□	£160
Sport leather steering wheel, three-spoke	255	■	-	-	-	-	-	-	■	-	-	-	-	-	-	Std
Sport models with Red contrast stitching		-	■	-	■	-	-	-	-	■	-	■	-	■	-	Std

AUDIO AND COMMUNICATION

Apple CarPlay® preparation ^{1, 2, 3}	6CP	■	■	■	■	■	■	■	■	■	■	■	■	■	■	Std
Bluetooth hands-free facility with USB audio interface and audio streaming	6NH	■	■	■	■	■	■	■	■	■	■	■	■	■	■	Std
BMW Emergency Call ³	6AC	■	■	■	■	■	■	■	■	■	■	■	■	■	■	Std
BMW Navigation System	606	■	■	■	■	■	■	■	■	■	■	■	■	■	■	Std
BMW Online Services ^{1, 4}	6AK	■	■	■	■	■	■	■	■	■	■	■	■	■	■	Std
BMW TeleServices ³	6AE	■	■	■	■	■	■	■	■	■	■	■	■	■	■	Std
DAB tuner	654	■	■	■	■	■	■	■	■	■	■	■	■	■	■	Std
Enhanced Bluetooth with wireless charging Only with ZT2	6NW	□	□	□	□	□	□	□	□	□	□	□	□	□	□	n/a†
Loudspeaker system – harman/kardon	674	□	□	□	□	□	□	□	□	□	□	□	□	□	□	£600
As part of ZMA / ZMS		-	-	□	-	□	-	-	-	-	□	-	□	-	□	n/a†
Navigation system – BMW Professional Multimedia Only with ZT2	609	□	□	□	□	□	□	□	□	□	□	□	□	□	□	n/a†
Real Time Traffic Information ^{1, 4}	6AM	■	■	■	■	■	■	■	■	■	■	■	■	■	■	Std
Remote Services ^{1, 3}	6AP	■	■	■	■	■	■	■	■	■	■	■	■	■	■	Std
WiFi hotspot preparation ⁵ Only with ZT2	6WD	□	□	□	□	□	□	□	□	□	□	□	□	□	□	n/a†

Only with = these options must be ordered together. ¹ = Requires a free BMW ConnectedDrive account. ² = Functions using a data connection will use data from the SIM card in the iPhone®. Additional data charges may be applied by the mobile network provider. Compatibility and functions may vary due to the model year of the iPhone® and the version of software installed on it. ³ = Available and active without runtime limitations. Usage cannot be guaranteed permanently due to potential future technical developments (of the Service availability and/or Smartphone compatibility/operating systems). ⁴ = Available for 3 years, renewable thereafter ⁵ = Data subscription costs apply and must be purchased separately. † = Included within pack, for more information see [Packs](#). * = xDrive models only available with the BMW 2 Series Coupé.

■ Standard equipment □ Optional equipment - Not available

	218i SE	218i Sport	218i M Sport	220i Sport	220i M Sport	M240i	218d SE	218d Sport	218d M Sport	220d Sport	220d M Sport	220d xDrive Sport*	220d xDrive M Sport*	Snow chains	Run-flat tyres	Price
--	---------	------------	--------------	------------	--------------	-------	---------	------------	--------------	------------	--------------	--------------------	----------------------	-------------	----------------	-------

LIGHT ALLOY WHEELS

17" Y-spoke style 380	2LP	■	-	-	-	-	-	■	-	-	-	-	-	□	■	Std
17" Double-spoke style 725	26T	-	■	-	■	-	-	-	■	-	-	■	-	□	■	Std
18" Double-spoke style 384, Bicolour	27R	-	□	-	□	-	-	-	□	-	-	□	-	-	■	£695
18" M Double-spoke style 719 M, Jet Black Only with ZMA / ZMS	20Y	-	-	□	-	□	□	-	-	□	-	-	□	-	■	n/a†
18" M Double-spoke style 719 M, Bicolour Jet Black	20W	-	-	■	-	■	-	-	-	■	-	-	■	-	■	Std
18" M Double-spoke style 719 M, Cerium Grey	1RV	-	-	-	-	-	■	-	-	-	-	-	-	-	-	Std



17" Y-spoke style 380



17" Double-spoke style 725



18" Double-spoke style 384, Bicolour



18" Double-spoke style 719 M, Jet Black



18" M Double-spoke style 719 M, Bicolour Jet Black



18" M Double-spoke style 719 M, Cerium Grey

READY TO TAKE THE NEXT STEP?



BMW CONNECTED DRIVE SERVICES.

BMW ConnectedDrive keeps driver and vehicle connected with the outside world. Digital services, driver-focused technologies and driver assistance systems provide more comfort, more entertainment and more safety. Increase your driving pleasure – with BMW ConnectedDrive.

For further information on BMW ConnectedDrive and the General Terms and Conditions of Service for ConnectedDrive, please see: www.bmw.co.uk/connecteddrive-information

The BMW ConnectedDrive Hotline is available on: +44 (0) 800 561 0555 from Monday to Friday 8am – 7pm and Saturday to Sunday 9am – 5pm.

GENERAL INFORMATION

BMW (UK) Ltd, Summit ONE, Summit Avenue, Farnborough, Hampshire, GU14 0FB (hereinafter referred to as “BMW”) provides the customer with certain vehicle-related information and assistance functions (hereinafter called “Services”) under the name of “BMW ConnectedDrive”. BMW collects, stores or processes car-related data in compliance with applicable law and only to the extent necessary to provide the Services. BMW does not collect, store or process personal data in course of the Services – except where this is explicitly stated in the service description of the individual Services. In the case of Services that require personal data to be collected, stored and processed so that such Services can actually be provided, BMW informs customers of this in advance by providing this data protection notice. The Services are provided by means of a SIM card installed in the vehicle.

CONNECTED DRIVE SERVICES DURATION

BMW Connected+	1 year
Online Entertainment (6FV)	1 year
BMW Online Services (6AK)	3 years
Concierge Services (6AN)	3 years
Real Time Traffic Information (6AM)	3 years
Apple CarPlay® preparation (6CP)	Available and active without runtime limitations.
BMW Emergency Call (6AC)	Available and active without runtime limitations.
BMW TeleServices (6AE)	Available and active without runtime limitations.
Remote Services (6AP)	Available and active without runtime limitations.

AVAILABILITY OF THE SERVICE

The complete range of Services is only available for customers whose vehicles are approved in United Kingdom, and only within United Kingdom.

“BMW Emergency Call” (6AC) is available to customers in United Kingdom, Germany, Austria, Italy, San Marino, Vatican, France, Monaco, Switzerland, Liechtenstein, Belgium, Luxembourg, the Netherlands, Ireland, Spain, Andorra, Portugal, Sweden, Norway, Czech Republic, Poland, Turkey and Russia “TeleServices” (6AE), “Concierge services” (6AN), “Remote Services” (6AP) and “BMW Online” (6AK) can be accessed on any mobile communication network in Europe. When used abroad, the range and characteristics of the service may vary from the range and characteristics described above and may vary from country to country. “Real Time Traffic Information” (6AM) is available in United Kingdom, Germany, Austria, Italy, France, the Netherlands, Switzerland, Belgium, Republic of Ireland, Spain, Portugal, Sweden and Norway. “Online Entertainment” (6FV) is available for use in United Kingdom, Germany, France, Italy, Spain, Belgium, Luxembourg, the Netherlands, Austria and Switzerland.

DEACTIVATION

You can have the BMW ConnectedDrive services deactivated through an authorised BMW centre, a BMW subsidiary or a BMW authorised workshop at any time. This also has the consequence that aspects of the emergency call in the vehicle as well as all remaining Services will no longer function.

You can additionally arrange for the remaining Services to be deactivated via “My BMW ConnectedDrive”.

If the vehicle is equipped with the legally required EU Emergency Call (as from April 2018) a deactivation of the BMW ConnectedDrive basic services will not deactivate the vehicle’s built-in SIM card. It has to remain active, so that the EU Emergency Call is functional all the time.

Services that are available and active without runtime limitations, cannot be guaranteed for permanent usage due to potential future technical developments (of the Service availability and/or Smartphone compatibility/operating systems).

CODE GLOSSARY.

205	Automatic transmission	431	Rear-view mirror, automatically dimming	563	Extended lighting	6NW	Enhanced Bluetooth and wireless charging
216	Servotronic	459	Seat adjustment – front, electric with driver memory	5AC	High-beam Assistant	6WA	Full Black panel display
235	Towbar, detachable	465	Through-loading system	5A1	LED foglights, front	6WD	WiFi hotspot preparation
248	Steering wheel heating	481	Sport seats, front	5A2	LED headlights	704	M Sport suspension
249	Multi-function controls for steering wheel	488	Lumbar support, driver and front passenger	5AS	Driving Assistant	760	Exterior trim, High-gloss Shadowline
255	Sport leather steering wheel, three-spoke	493	Extended storage	5DC	Head restraints, rear and folding	775	Headlining, Anthracite
258	Run-flat tyres	494	Seat heating front	5DF	Active Cruise Control with Stop&Go function	8TH	Speed Limit Info
2NH	M Sport braking system	4CG	Interior trim, Satin Silver	5DP	Park Assist	ZMA	M240i Plus Pack
2TB	Sport Automatic transmission	4GQ	M seat belts	606	BMW Navigation System	ZMS	M Sport Plus Pack
2VF	Adaptive M Sport suspension	4LU	Interior trim, High-gloss Black with Pearl Chrome finisher	609	Navigation system – BMW Professional Multimedia	ZT1	Tech Pack I
322	Comfort Access	4WG	Interior trim, Aluminium Hexagon with High-gloss Black finisher	654	DAB tuner	ZT2	Tech Pack II
387	Wind deflector	507	Park Distance Control (PDC), rear	674	Loudspeaker system – harman/kardon	CC	Corner cloth upholstery
3AG	Reversing Assist camera	508	Park Distance Control (PDC), front and rear	6AC	BMW Emergency Call	HA	Hexagon cloth / Alcantara upholstery
3BE	Mirror caps, Black	521	Rain sensor with automatic headlight activation	6AE	BMW TeleServices	LC	Dakota leather upholstery
3DE	Model specific design elements	534	Air conditioning, automatic with two-zone control	6AK	BMW Online Services	met	Metallic paintwork
3DZ	Model designation deletion, side	544	Cruise Control with braking function	6AM	Real Time Traffic Information	uni	Non-metallic paintwork
403	Glass sunroof	552	BMW Icon Adaptive LED Headlights	6AP	Remote Services		
420	Sun protection glass			6CP	Apple CarPlay® preparation		
430	Exterior mirrors – electrically folding with anti-dazzle			6NH	Bluetooth hands-free facility with USB audio interface		