

# GENESIS GV60



Model shown is the GV60 Sport Plus and includes options available at an additional cost.

All prices are recommended retail prices of Genesis Motor UK Limited incl. statutory VAT. Additional delivery costs, which vary according to your location, may apply.

GENESIS GV60		Model Line	Packages	Colour	Optional Equipment
	Price OTR <sup>+</sup>	Main standard features			
Premium	RWD Single Motor 168 kW (229 PS) <b>£47,005<sup>+</sup></b>	Exterior	Dual front LED headlamps (low & high projection) incl. High Beam Assist (HBA) • LED Daytime Running Light (DRL) • LED rear stop lamp • LED rear fog lamps • LED rear combination lamp • Lighting reverse guidelines • Rear spoiler with high mounted stop lamp • Exterior mirrors: electrical adjustment, heated & electrical folding • Puddle lamp with logo • Flush body color door handles (automatic)		
		Wheels	Front & rear brake ventilated disc • Brake caliper colour silver • Alloy wheels 19 inch • Tyre pressure monitoring system		
		Interior	Drink holder center armrest • Aluminium interior garnish • Leather steering wheel • Cloth headlining • Cloth A/B/C pillars • Cloth sunvisor (driver & passenger) • Leatherette door center trim • Rear luggage cover		
		Seats	Bio leatherette seat cover • Headrest up/down & slide • Electric Seat Adjustment (driver & passenger) • Electric lumbar support (driver) • Electric height adjuster (driver & passenger) • Electric cushion tilt-up (driver & passenger) • 60:40 split back folding • Rear headrest up/down (LH/RH/Centre)		
		Safety	Driver & passenger airbag • Driver knee airbag • Front thorax & pelvis + side curtain airbag • Centre side (front) airbag • ABS + ESC + DBC + HAC + TSA (Trailer Stability Assist) + MCB (Multi-Collision Brake) • eCall		
		Advanced safety	SCC (Smart Cruise Control) with stop & start • Rear BCA (Blind-spot Collision-avoidance Assist) • LKA (Lane Keeping Assist) • FCA (Forward Collision-avoidance Assist) (car/pedestrian/bicycle) • ISLA (Intelligent Speed Limit Assist) • MSLA (Manual Speed Limit Assist) • FCA-J (Forward Collision-avoidance Assist - Junction turning) • LFA (Lane Following Assist) • HDA (Highway Driving Assist)		
		Infotainment	12.3 inch screen with navigation and DAB radio • Speakers front door • Speakers rear door low • Tweeter (front & rear), external amp (mid) & centre (front) • Steering wheel audio remote control		
		Convenience	Manual tilt & telescopic steering wheel • High Sport Plus damper (front & rear) • EPB (Electric Parking Brake) with autohold • Isofix child anchor: upper & lower (rear) • Temporary Mobility Kit • Auto high beam & dusk sensor • Front side laminated glass • Windshield acoustic film • Smart key & button start • Immobiliser • Central door lock driver's & passenger's control • 12.3 inch dashboard cluster TFT display • Electrochromatic inside rear view mirror • Drive mode select • Paddle shifter for smart regenerative braking system • Front & rear parking sensors • RVM (Rear View Monitor) with dynamic guidelines on screen • Rain sensor • Power outlet for rear (lower center console) • Front air conditioning with dual zone adjustment • 2nd row heating floor output • Auto window defogger • Battery heating system • Battery HV extend • Battery saver • 2x USB rear • Power outlet for trunk • USB charger console front (2 port) • Wireless phone charger • Rear seat alert • Finger print reader authentication • Electric rear tailgate opening & height adjustable • Child door lock (manual) • Tow bar package: wiring only		

<sup>+</sup> 'On The Road' price includes vehicle, number plates, delivery, first registration fee, 5-Year Care Plan and VAT.

PACKAGES

	Price OTR <sup>+</sup>	Additional standard features included in the package	
Sport	AWD Dual Motor 160 kW + 74 kW (234 kW / 318 PS) <b>£53,605<sup>+</sup></b>	Wheels	Alloy wheels 20 inch
Sport Plus	AWD Dual Motor 180 kW + 180 kW (360 kW / 490 PS) <b>£65,405<sup>+</sup></b>	Wheels	Brake caliper colour black • Alloy wheels 21 inch
		Interior	Aluminium interior garnish (digital dots) • Suede headlining • Suede A/B/C pillars • Suede sunvisor (driver & passenger) • Suede door center trim • Metal pedals
		Seats	Leatherette dashboard • Nappa leather seat cover
		Convenience	Preview ECS (Electronic Control Suspension) • Electronic limited slip differential

<sup>+</sup> 'On The Road' price includes vehicle, number plates, delivery, first registration fee, 5-Year Care Plan and VAT.

# COLOURS AND TRIM

## EXTERIOR COLOURS

Solid					Metallic					Gloss					Matte				
<div>Alta White £0</div>					<div>Sao Paulo Lime £740</div>					<div>Capri Blue £740</div>					<div>Matterhorn White £1100</div>				
<div>Uyuni White £740</div>					<div>Hanauma Mint £740</div>					<div>Melbourne Gray £1100</div>					<div>Barossa Burgundy Matte £1100</div>				
<div>Savile Silver £740</div>					<div>Vik Black £740</div>					<div>Brunswick Green £1100</div>					<div>Atacama Copper Matte £1100</div>				
<div>Himalayan Gray £740</div>					<div>Mauna Red £740</div>					<div>Atacama Copper £740</div>									
<div>Cardiff Green £740</div>					<div>Barossa Burgundy £740</div>														

## INTERIOR COLOURS

Premium / Sport Standard	Obsidian Black			
Premium / Sport Optional	Obsidian Black	Dark Gray / Glacier White	Monstera Green / Glacier White	Monstera Green / Camel Beige
Sport Plus Standard	Obsidian Black	Dark Gray / Glacier White	Monstera Green / Glacier White	
Sport Plus Optional	New Navy			


## TRIM

Premium / Sport / Sport Plus Standard	Aluminium A (Digital Dots)
Premium / Sport Optional & Sport Plus Standard	Aluminium F (Hexagonal)
Premium / Sport Optional & Sport Plus Standard	Aluminium D (Arrows)

WHEELS AND TYRES




19" Alloy  
EV Aerodynamic Sport Plus Type  
Premium Standard



Summer  
Primacy 4  
235/55 R19 105 W (FW & RW)



20" Alloy  
3D Layered Multi-Spoke  
Sport Standard



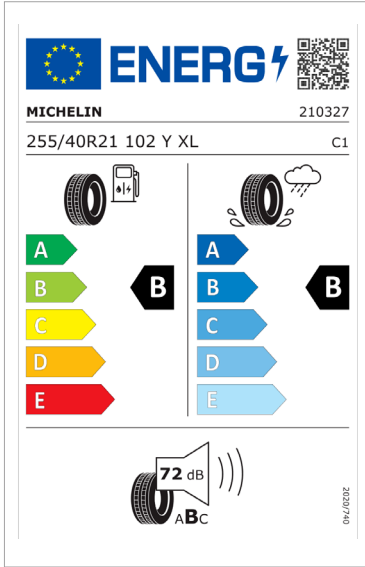
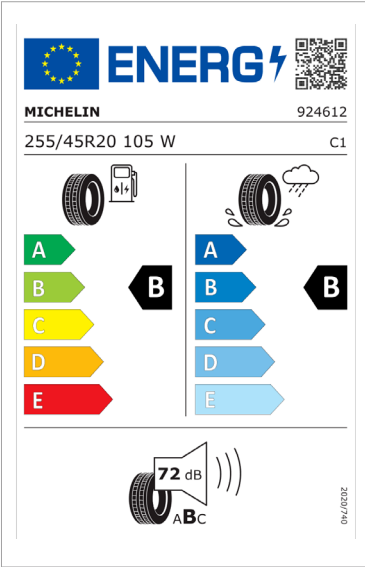
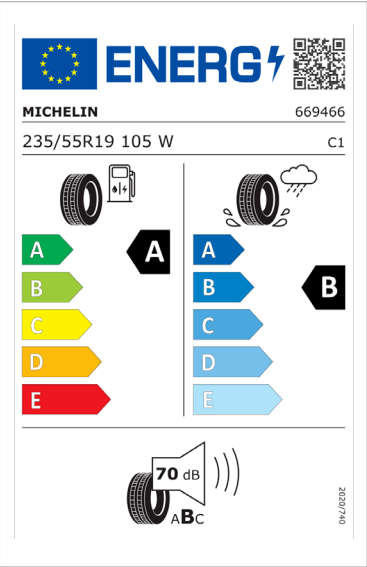
Summer  
Pilot Sport EV  
255/45 R20 105 W (FW & RW)



21" Alloy  
Technical Deconstruction 5-Spoke  
Sport Plus Standard



Summer  
Pilot Sport EV  
255/40 R21 102 Y XL (FW & RW)



OPTIONAL EQUIPMENT

Available options			
Premium	Innovation Pack	Reverse PCA (Parking Collision-avoidance Assist) • Dual front LED headlamps (low & high projection) with adaptive driving beam • FCA-JX (Forward Collision-avoidance Assist - Junction turning & crossing) • RSPA (Remote Smart Parking Assist) • Head-up display • SVM (Surround View Monitor) • BVM (Blind-spot View Monitor) • HDA II (Highway Driving Assist)	£2070
	Comfort Seat Pack	Side bolster, cushion & back cushion adjuster (driver) • Ergo motion seats (driver) • Electric lumbar support (passenger) • Electric cushion extension (driver) • Ventilated seats (front) • Premium relaxation seat (driver & passenger) • Electric tilt & telescopic steering wheel with memory function • Memory function (driver) • Heated seats (front) • Heated steering wheel • Ambient lighting • Premium air filter	£2790
	2nd row Comfort Seat Pack	Laminated rear glass • Heated seats (rear) • Manual rear side curtain • Rear seat alert (with sensor)	£600
	Comfort Seat Pack & 2nd row Comfort Seat Pack	Side bolster, cushion & back cushion adjuster (driver) • Ergo motion seats (driver) • Electric lumbar support (passenger) • Electric cushion extension (driver) • Ventilated seats (front) • Premium relaxation seat (driver & passenger) • Electric tilt & telescopic steering wheel with memory function • Memory function (driver) • Heated seats (front & rear) • Heated steering wheel • Ambient lighting • Premium air filter • Laminated rear glass • Manual rear side curtain • Rear seat alert (with sensor)	£3390
	Nappa Leather Seat Pack	Nappa leather seat cover • Suede headlining • Suede A/B/C pillars • Suede sunvisor (driver & passenger) • Aluminium interior garnish • Leatherette dashboard • Suede door center garnish	£2310
	Bang & Olufsen Audio System	Active road noise canceling • Bang & Olufsen audio system • Speakers rear quarter • Tweeter (front & rear), external amp (mid), center (front) & Surround sound	£990
	Sunroof	Personal lamp (LED) • Vision roof (fixed) • Roof rack	£1120
	Outdoor Pack	Vehicle to load exterior plug • Vehicle to load interior plug • Roof rack	£880
	Digital Exterior Mirror <small>(Requires Nappa Leather Seat Pack, Comfort Seat Pack &amp; Innovation Pack)</small>	Digital rear view side mirror (replaces the standard outside rear view mirror)	£1240
	ECM	Electrochromatic outside rear view mirror <small>(NOT IN COMBINATION WITH DIGITAL EXTERIOR MIRROR)</small>	£80
	Brake Caliper White	Brake caliper colour white <small>(NOT AVAILABLE FOR SPORT PLUS)</small>	£280
	Brake Caliper Copper	Brake caliper colour copper <small>(NOT AVAILABLE FOR SPORT PLUS)</small>	£280
Additional options only for Sport			
	ECS	Preview ECS (Electronic Control Suspension)	£650
Additional options only for Sport Plus			
	Sport Plus Nappa Leather Seat Pack	Nappa leather seat cover • Suede headlining • Suede A/B/C pillars • Suede sunvisor (driver & passenger) • Aluminium interior trim • Leatherette dashboard • Suede door center trim	£250
	Brake Caliper Lime	Brake caliper colour lime <small>(NOT AVAILABLE WITH ATACAMA COPPER &amp; ATACAMA COPPER MATTE)</small>	£280



TECHNICAL SPECIFICATIONS

BATTERY & E-MOTOR

	168 kW RWD Single	160 + 74 kW Sport Dual	180 + 180 kW Sport Dual
Type of battery		Li-ion	
Battery Capacity		77,4 kWh	
Range Combined WLTP (based on a full charge)	321 miles	292 miles	289 miles
Range City WLTP (based on a full charge)	429 miles	395 miles	386 miles
Weight		478.8 kg	
Operating Voltage		697 V	
On Board Charger capacity	7 (Single-phase) / 10.5 (Three-phase) 220 V / 11 (Three-phase) 230 V		
Max. output, front	–	74 kW (100 PS)	180 kW (245 PS)
Max. output, rear	168.1 kW (229 PS)	160 kW (218 PS)	180 kW (245 PS)
Max. total output	168.1 kW (229 PS)	234 kW (318 PS)	360 kW (490 PS)
Max. torque	350 Nm	605 Nm	700 Nm
Noise level, moving		66 dB (A)	

ELECTRIC ENERGY CONSUMPTION WLTP <sup>1,2</sup>

	168 kW RWD Single	160 + 74 kW Sport Dual	180 + 180 kW Sport Dual
Combined (kWh/100 km)	17.0	18.8	19.1
City (kWh/100 km)	12.8	13.8	14.3

CHARGE TIME <sup>2</sup>

	168 kW RWD Single	160 + 74 kW Sport Dual	180 + 180 kW Sport Dual
Quick Charge DC (10% › 80%) 350 kW		18 Minutes <sup>3</sup>	
Quick Charge DC (10% › 80%) 50 kW		73 Minutes	
Standard AC (10% › 100%) 230 V 16 A 3P / 11 kW		7 Hours 20 Minutes	
Domestic charge with ICCB AC (10% › 100%) (in cable control box)		34 Hours 20 Minutes	

CHARGING CABLES

	168 kW RWD Single	160 + 74 kW Sport Dual	180 + 180 kW Sport Dual
Domestic cable (AC) ICCB			
Length		5 m	
Max. Voltage		230 V	
Max. Amperage		12 A	
Type		Type 2 <-> Type G	
Public charging cable (AC) Type 2 Mode 3			
Length		5 m	
Max. Voltage		480 V	
Max. Amperage		32 A	
Type		Type 2 <-> Type 2	

VEHICLE TO LOAD CAPACITY

	168 kW RWD Single	160 + 74 kW Sport Dual	180 + 180 kW Sport Dual
Max. power		3.6 kW	

DRIVING DYNAMICS AND SAFETY

	168 kW RWD Single	160 + 74 kW Sport Dual	180 + 180 kW Sport Dual
Suspension type, front		MacPherson Twin arm	
Suspension type, rear		5 Link Multilink	
Brake type, front		ventilated / Ø360X34t	
Brake type, rear		ventilated / Ø360X20t	
Steering ratio		12.57	
Turning radius		5.97 m	
Tyres	235/55 R19	255/45 R20	255/40 R21
Rims	8.0J x 19	8.5J x 20	8.5J x 21

BODY

	168 kW RWD Single	160 + 74 kW Sport Dual	180 + 180 kW Sport Dual
No. of doors / seats		4 / 5	
Length / Width / Height (running order)		4515 mm / 1890 mm / 1580 mm	
Wheelbase		2900 mm	
Overhang, front / rear		830 mm / 785 mm	
Minimum ground clearance		160 mm	
Minimum turning circle		11.94 m	
Mass in running order (minimum)	1975 kg	2095 kg	2145 kg
Max. laden mass	2495 kg	2610 kg	2660 kg
Max. trailer load, braked		1600 kg	
Max. trailer load, unbraked		750 kg	
Luggage comp. capacity (VDA)		432 L	
Coefficient of drag		0.29	

PERFORMANCE <sup>2</sup>

	168 kW RWD Single	160 + 74 kW Sport Dual	180 + 180 kW Sport Dual
Acceleration 0-62 mph	7.8 sec	5.5 sec	4.0 sec (in boost mode*)
Acceleration 50-75 mph	5.1 sec	3.7 sec	2.5 sec (in boost mode*)
Top speed	115 mph	124 mph	146 mph

<sup>1</sup> The consumption and emission values shown were determined according to the statutory legal measurement procedures. The fuel consumption and emission values shown are based on the Worldwide Harmonised Light Vehicles Test Procedure (WLTP). Further information on the WLTP measurement procedures can be found at <https://www.genesis.com/uk/en/wltp.html>. Due to the more realistic test conditions, the fuel consumption and CO<sub>2</sub> emission values measured in accordance with the WLTP are often higher than those measured according to the NEDC.

<sup>2</sup> The electric energy consumption, charge time and performance figures may not reflect real life driving results, which will depend upon a number of factors including the starting charge of the battery, accessories fitted (post-registration), variations in weather, driving styles and vehicle load. The optional equipment you have selected during configuration may result in your configured model corresponding to a different approved vehicle type than a vehicle without the optional equipment. This may also cause deviations in the values for the configured model.

<sup>3</sup> Only with 350 kW ultra-rapid chargers which are not widely available in the UK.

\* Boost mode adds a 10-second power boost thanks to the additional 20 kW per each motor.