

# The EV6

Specification	'Air'	'GT-Line'	'GT-Line S'	'GT'
<b>Exterior features &amp; lighting</b>				
Standard: Automatic headlight control - black side sill moldings - Electrically folding, adjustable & heated door mirrors with integrated LED indicator lights - Heated rear window - High gloss black beltline - High gloss black door mirrors - Rear spoiler - LED rear combination lights - LED daytime running lights - LED rear fog lights - Rain sensing front wipers				
19" Alloy wheels - grey	✓	-	-	-
19" Alloy wheels - black	-	✓	-	-
20" Alloy wheels	-	-	✓	-
21" Alloy wheels	-	-	-	✓
GT-Line exterior styling	-	✓	✓	-
GT exterior styling with neon green brake calipers	-	-	-	✓
Rear privacy glass	-	✓	✓	✓
Body coloured exterior flush door handles	✓	✓	-	-
Body coloured exterior flush door handles - automatic	-	-	✓	✓
Sunroof with tilting & sliding function	-	-	✓	-
Solar glass windshield	-	✓	✓	✓
LED headlights	✓	-	-	-
Dual LED headlights with adaptive driving beam	-	✓	✓	✓
High gloss black door garnish	✓	-	-	-
Body coloured door garnish	-	✓	✓	✓
Standard paint	✓	✓	✓	-
Premium paint	OPT	OPT	OPT	✓

## Interior design & comfort

Standard: Automatic defog system - All-around electric windows with auto up and down function - Auto-dimming rear view mirror - Centre console with open storage compartment, and armrest - Cloth headlining - Dual automatic air conditioning - Electronic park brake (EPB) with auto hold function - Engine start/stop button with smart entry system - Heated front seats - Heated steering wheel - Metal painted interior door handles - Navigation-based smart cruise control with stop & go functionality - Paddle shifters for drive mode select - Steering wheel mounted controls - Sunvisors with vanity mirror LED illumination (driver & front passenger) - Tilt & telescopic steering wheel adjustment - Vegan leather trimmed steering wheel

Black vegan leather seat upholstery	✓	-	-	-
Black suede seats with white vegan leather bolsters	-	✓	✓	-
Black suede bucket seats with neon green stitching	-	-	-	✓
Manual adjustable driver's seat	✓	-	-	✓
Manual adjustable front passenger seat	✓	-	-	✓
Power adjustable lumbar support - drivers seat	✓	-	-	-
Driver power adjusted memory seat with front passenger power seat with 2-way electric lumbar	-	✓	✓	-
Driver & front passenger premium relaxation seats	-	✓	✓	-
Outer 2nd row heated seats	-	-	✓	✓
Ventilated front seats	-	-	✓	-
Smart power tailgate	-	-	✓	✓
Alloy pedals	-	✓	✓	✓
Standard door scuff plates	✓	-	-	-
Deluxe door scuff plates	-	✓	✓	✓

- = unavailable on grade ✓ = standard on grade OPT = Option



Movement that inspires

## Specification

'Air'

'GT-Line'

'GT-Line S'

'GT'

### Storage, versatility & interior lighting

Standard: 5 seats - 60:40 Split remote folding rear seats - 4 x Front USB charge port - 3 x Front 12v socket - 1 x luggage compartment 12v socket - Ambient lighting - Centre console cupholder - Front seatback pockets - Front & rear door storage - Front cabin LED light - Front & rear luggage area LED light - Glovebox with illumination - Luggage area load cover - Luggage board - Luggage net hooks - Rear centre armrest with cupholder - Ski through -Rear cabin LED light - Tyre mobility kit (TMK)

Vehicle-2-load (3.5kw power outlet)

- ✓ ✓ ✓ ✓

### Audio, communication & information

Standard: 12.3" Curved driver display screen - 12.3" Curved touchscreen navigation - Apple CarPlay™ with voice control - Android Auto™\*\* with voice control - Bluetooth® Connection with Voice Recognition - Ecall -Rear parking sensors\* - Reversing camera system with dynamic guidelines (integrated into centre fascia screen) - Kia Connect (UVO)\*\* - USB Port for connection of a media device

6-speaker audio system

✓ ✓ - -

Meridan premium sound system with 14 speakers & active sound design (ASD)

- - ✓ ✓

Wireless mobile phone charger

- ✓ ✓ ✓

Augmented reality head-up display

- - ✓ ✓

Front parking sensors\*

- ✓ ✓ ✓

Remote smart park assist (RSPA)

- - ✓ ✓

360° Around view monitor

- - ✓ ✓

Blind-spot view monitor

- - ✓ ✓

### Active safety & driving dynamics

Standard: Anti-lock braking system (ABS) - Brake assist system - Drive mode select Electronic stability control (ESC) - Forward collision avoidance assist (FCA), City/Pedestrian/Cyclist/Junction Turning - Hill-start assist control (HAC) - Highway driving assist (HDA) - Intelligent speed limit assist (ISLA) - Lane follow assist (LFA) - Lane keep assist (LKA) with driver attention warning (DAW) - Multi-collision brake assist (MCBA) - Tyre pressure monitoring system (TPMS) - Vehicle stability management (VSM)

Forward collision avoidance (FCA) - junction crossing

- - ✓ ✓

Heat pump

- OPT OPT ✓ ✓

Blind-spot collision avoidance assist (BCA) with rear-cross traffic assist (RCTA) & safe exit assist (SEA)

- ✓ ✓ ✓ ✓

Parking collision-avoidance assist (PCA)

- - ✓ ✓

Highway driving assist 2 (HDA2)

- - ✓ ✓

Electronic controlled suspension

- - - ✓

Electronic limited slip differential (eLSD)

- - - ✓

Drive mode integrated control

- - - ✓

### Passive safety

Standard: All-round 3-point seatbelts - Dual shell horn - Front centre airbag - Front seatbelt height adjusters - Front seatbelt pre-tensioners - Front passenger airbag cut-off switch - ISOFIX child seat top tethers & anchor fixings for outer 2nd row - Impact sensing auto door unlocking - Low washer fluid warning - Twin front airbags - Twin curtain airbags

Centre side front airbags

✓ ✓ ✓ -

Front fixed head rests

- - - ✓

All-round height adjustable head rests

✓ ✓ ✓ -

### Security

Standard: Anti-theft alarm system - Interior door lock/unlock function - Immobiliser -Locking wheel nuts - Visible vehicle identification number (VIN)

### Charging

Standard: Type 2 to Type 2 charger (5m cable length) - Type 2 to 3 pin charger

- = unavailable on grade ✓ = standard on grade OPT = Option

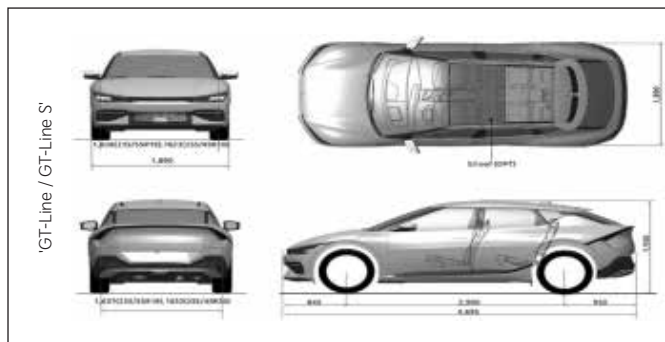
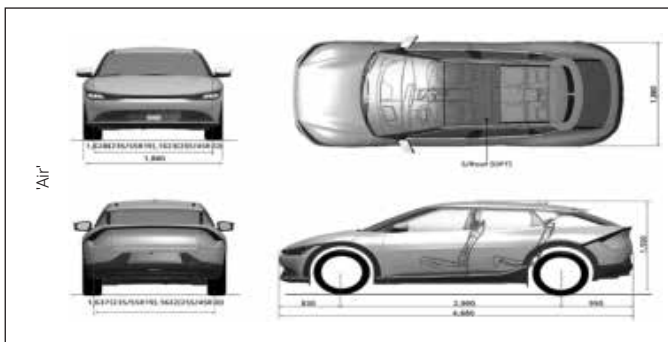
\* Parking Sensors may not match exterior body colour

\*\*Apple Car Play™ /Android Auto™ /Kia Connect (UVO) - compatibility and functions may vary due to the model year of mobile device and the version of software installed

## Technical specification

Engine	RWD (226 bhp)	AWD Dual Motor (321 bhp)	AWD Dual Motor (577 bhp)
<b>Drivetrain</b>			
Cubic capacity	0	0	0
Max. power, bhp at rpm	226 / 4600-8600	321 / 4500-7700	577 / TBC
Max. torque, Nm at rpm	350 / 4600-8600	605 / 4500-7700	740 / 6600
1 speed automatic transmission	✓	✓	✓
<b>Suspension &amp; tyres</b>			
Front suspension		Macpherson Strut	
Rear Suspension		Multi link	
19" tyres	235/55 R19	235/55 R19	-
20" tyres	-	255/45 R20	-
21" tyres	-	-	255/40 R21
<b>Battery pack</b>			
Battery		77.4kWh Li-ion polymer battery	
Electric Engine		Permanent Magnet Synchronous Motor	
Max Power (kW)	168	239	430
Number of Cells	384	384	384
Nominal Voltage (V)	697	697	697
Capacity (Ah)	111.2	111.2	111.2
Battery Weight (kg)	477.1	477.1	486.7
Battery Position		Under floor	
<b>Charging</b>			
AC Normal Charge (10-100%) - (230v / 12A)	32h 45m	32h 45m	32h 45m
AC Normal Charge (10-100%) - ( 3 230v / 16A)	7h 20m	7h 20m	7h 20m
DC Fast Charge (10-80%) - 50kw (max 125A)	73m	73m	73m
DC Fast Charge (10-80%) - 350kw (max 200A)	18m	18m	18m

## Dimensions (mm)



## Technical specification

Engine		RWD (226 bhp)	AWD Dual Motor (321 bhp)	AWD Dual Motor (577 bhp)
<b>WLTP fuel consumption, emissions and performance information</b>				
19" Wheel Air	Max Speed (mi/h)	114	-	-
	Acceleration 0-62 mph (seconds)	7.3	-	-
	Electric Energy Consumption (Wh/km) - City	118	-	-
	Electric Energy Consumption (Wh/km) - Combined	165	-	-
	Range (mi) - City	459	-	-
	Range (mi) - Combined	328	-	-
	Carbon Dioxide (CO <sub>2</sub> ) Emissions (g/km)	0	-	-
19" Wheel GT-Line <small>(inc. Heat Pump versions)</small>	Max Speed (mi/h)	114	114	-
	Acceleration 0-62 mph (seconds)	7.3	5.2	-
	Electric Energy Consumption (Wh/km) - City	118	130	-
	Electric Energy Consumption (Wh/km) - Combined	165	172	-
	Range (mi) - City	459	416	-
	Range (mi) - Combined	328	314	-
	Carbon Dioxide (CO <sub>2</sub> ) Emissions (g/km)	0	0	-
20" Wheel GT-Line S <small>(inc. Heat Pump versions)</small>	Max Speed (mi/h)	114	114	-
	Acceleration 0-62 mph (seconds)	7.3	5.2	-
	Electric Energy Consumption (Wh/km) - City	126	138	-
	Electric Energy Consumption (Wh/km) - Combined	172	180	-
	Range (mi) - City	426	391	-
	Range (mi) - Combined	313	300	-
	Carbon Dioxide (CO <sub>2</sub> ) Emissions (g/km)	0	0	-
21" Wheel GT	Max Speed (mi/h)	-	-	TBC
	Acceleration 0-62 mph (seconds)	-	-	TBC
	Electric Energy Consumption (Wh/km) - City	-	-	TBC
	Electric Energy Consumption (Wh/km) - Combined	-	-	TBC
	Range (mi) - City	-	-	TBC
	Range (mi) - Combined	-	-	TBC
	Carbon Dioxide (CO <sub>2</sub> ) Emissions (g/km)	-	-	0

## Technical specification

Engine	RWD (226 bhp)	AWD Dual Motor (321 bhp)	AWD Dual Motor (577 bhp)
<b>Vehicle weight &amp; capacity information</b>			
Gross vehicle weight limit	TBC	TBC	TBC
Kerb weight	2,000	2,105	TBC
Maximum braked trailer weight	1,600	1,600	TBC
Maximum tow ball weight	TBC	TBC	TBC
Luggage compartment capacity, rear seats upright, litres	490	490 / 480	480
Luggage compartment capacity, front seats folded, litres	52	20	20
<b>Vehicle insurance groups</b>			
'Air'	33A	-	-
'GT-Line'	34A	39A	-
'GT-Line S'	35A	40A	-
'GT'	-	-	45A
<b>Vehicle insurance groups</b>			
	TBC	TBC	TBC



## Kia Warranty

Over the years, Kia has become one of the most successful car manufacturers in Europe. The key to our success? We give our customers that little bit extra: better service by qualified technicians, regular product innovation and superior warranty coverage.

### 7 Year vehicle warranty

Our high quality standards are what make superior warranty coverage possible: 3 years / unlimited mileage and 4-7 years / 100,000 mile manufacturer's warranty. For full warranty coverage including terms and exclusions please refer to your Kia dealer.




### 12 Year anti-perforation warranty

Your EV6 comes with a 12 year/ unlimited mileage anti-perforation warranty. A bodywork inspection is required every two years, for which a charge may apply.





## Model Comparison

Exterior colours	'Air'	'GT-Line'	'GT-Line S'	'GT'
White Pearl (Premium)	✓	✓	✓	✓
Midnight Black (premium)	✓	✓	✓	✓
Runway Red (Standard)	✓	✓	✓	-
Interstellar Grey (premium)	✓	-	-	-
Yacht Blue (premium)	-	✓	✓	-
Steel Matte Grey (Matte)	-	✓	✓	✓

Interior trims			
			
	Black Vegan Leather	Black Suede and White Vegan Leather	Black Suede with Neon Green Stitching

Wheel designs				
				
	19" Alloy Wheels - Grey	19" Alloy Wheels - Black	20" Alloy Wheels - Black	21" Alloy Wheels

Images and colours shown are for illustrative purposes only and may not be to UK specification. All information and illustrations are based on data available at the time of print (October 2021) and are subject to change without notice. Contact your local Kia dealer for current information.

Kia UK Limited  
 Walton Green  
 Walton-On-Thames  
 Surrey  
 KT12 1FJ  
 Freephone: 0333 2022990  
[www.kia.com/uk](http://www.kia.com/uk)



Movement that inspires