



TRANSIT CUSTOM



VISIONARY. INGENIOUS. REMARKABLE.
EVERY VEHICLE BEARS HIS SIGNATURE.

Henry Ford

CONTENTS

Plug-in Hybrid	2	Base.....	34
Interior	4	Trend.....	36
Loadspace.....	6	Limited.....	38
Kombi.....	10	Trail.....	40
Trail series	14	Active.....	42
Active series	16	Sport.....	44
Engines.....	18	Colour and trim	46
Cost of ownership.....	21	Personalise	48
Audio and communication	22	Dimensions.....	50
Driver Assistance technology	24	Specifications.....	54
Features to make your life easier.....	32		



Above: Transit Custom Limited L2 H2 Van shown with a high roof (option), in Frozen White solid body colour (option).

Left: Transit Custom Sport L1 H1 Double Cab-in-Van shown with bi-xenon headlights with LED daytime running lights and static cornering (option), in Agate Black metallic body colour (option).



Above: Transit Custom L2 H1 Kombi Trend shown with 16" 5x2-spoke alloy wheels (option), in Orange Glow metallic body colour (option).



Transit Custom Van Limited Plug-in Hybrid Electric Vehicle shown with Active Park Assist (option) in Chrome Blue metallic body colour (option).

Plug-in Hybrid

With its advanced hybrid powertrain system, the new Transit Custom Plug-in Hybrid can deliver zero emission capability whilst driving of up to 27 miles* with the added flexibility of extended range of up to a total range of 376 miles (incl EV), provided by the compact and fuel-efficient multi-award winning 1.0L Ford EcoBoost engine. The front wheels are driven exclusively by an electric motor and power for the motor is provided by a compact 13.6 kWh liquid-cooled lithium-ion battery pack located under the load floor, which has been carefully positioned to help preserve the van's cargo volume and a payload up to 1,000 kg**.

* using WLTP data. For further fuel economy and emissions information, please refer to the specifications section.
**The specified charging time relates to charging the high-voltage battery from a completely discharged state using a Mode 2 charging cable (240 V). Charging times can vary depending on the quality of the charging device and the power network.

Office space

Whatever you do and wherever you do it, Ford Transit Custom is designed to help enhance the way you work. Comfortable, durable and packed with advanced driver-oriented technologies, including our latest Ford SYNC entertainment and connectivity system (standard on Limited and Sport) and a handy 230-volt power socket (option) that can charge compatible tools, laptops or electrical equipment without the need for special adaptors.



In-cab stowage
Transit Custom's driver-focused cockpit has plenty of useful stowage solutions for bottles, phones and paperwork.



Dual front passenger seat with fold-out table
A fold-down table, built into the dual front passenger's seat backrest, is large enough to hold a 15" laptop computer. (Standard on Trend, Limited and Sport)



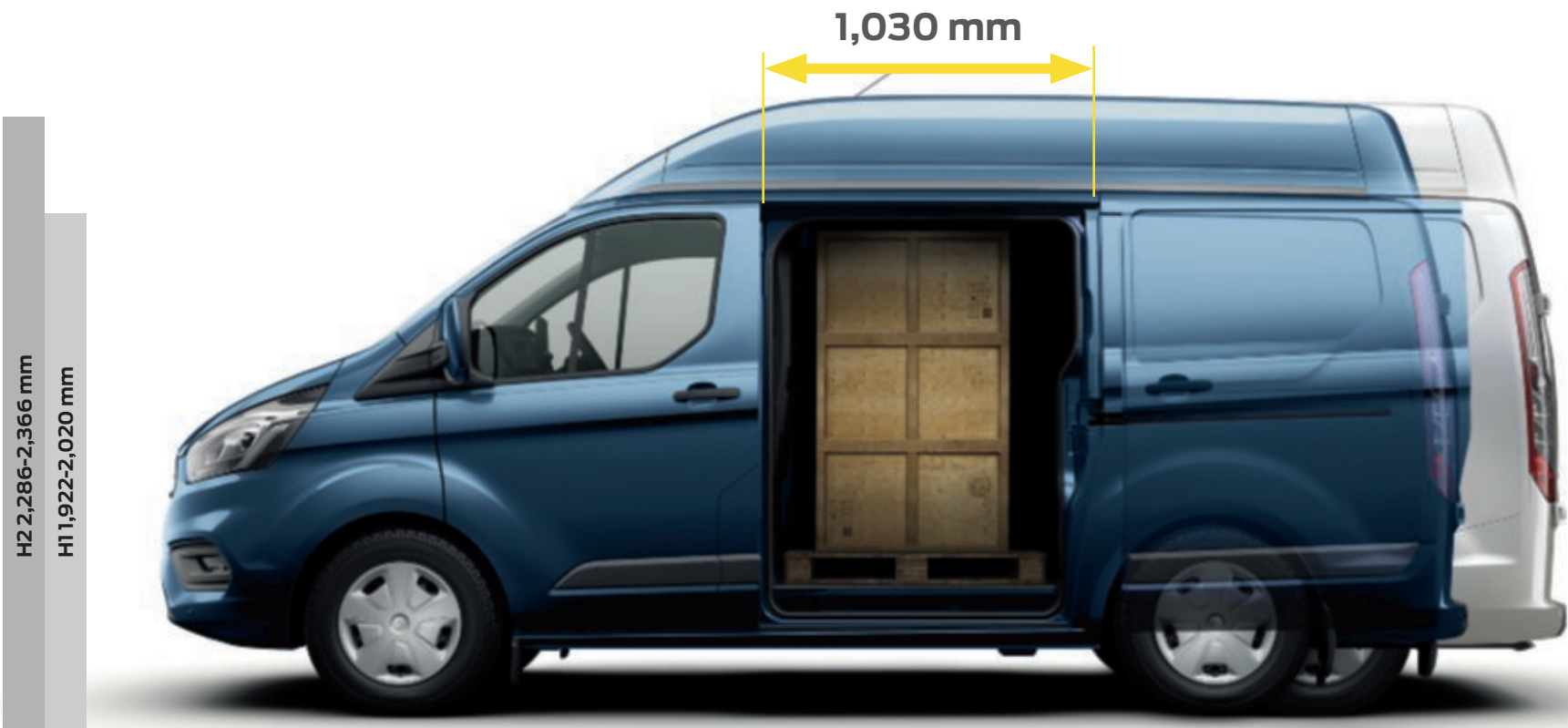
Transit Custom Van Limited shown with Ford SYNC 3 with Voice Control and 8" touchscreen and automatic transmission (option).

Smart design

Managing the loadspace

There's no compromise in the most vital consideration for your work: maximising your loadspace and the ease with which you can use it.

- From 6.0 to 8.3 cubic metres of space (L1 H1 to L2 H2)
- Full-height DIN/ISO compliant bulkhead (standard)
- 3 Europallet capability
- 3-metre load length with load-through bulkhead (3.4 m in L2)
- Up to 1,778 mm load height (H2)
- Side-mounted DIN/ISO compliant cargo tie-down points
- Full-height or half-height hardboard lining available
- Easy to Clean Load Floor (Van only – option on Leader, standard on Trend, Trail, Limited, Active and Sport)



H2 2,286-2,366 mm
H1 1,922-2,020 mm

L1 4,973 mm

L2 5,339 mm



Rear cargo doors

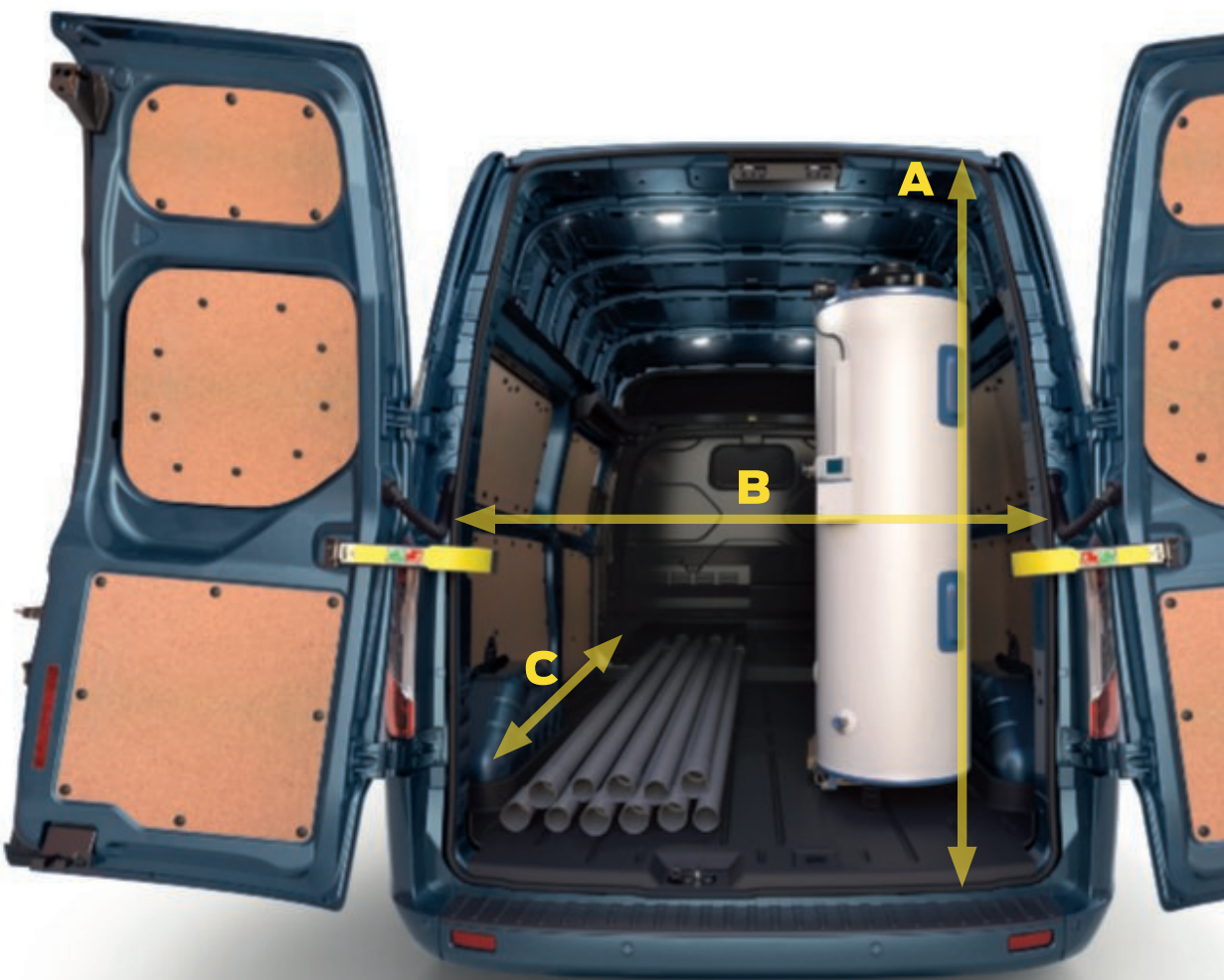
Transit Custom's rear cargo doors can be locked open at 90°, or opened fully to 180° for unrestricted access. (Kombi M1 rear doors open to 90° only)

Load access made easy

With low load heights, a pallet-sized sliding door on both the driver (option on Van) and passenger sides, plus wide-opening rear doors with 180° hinges*, Transit Custom lets you make the most of the available space.

- Unique rear door check arms can be locked open at 90°
- Rear tailgate, glazed or unglazed** (H1 models only)
- Low rear step-in height to load area
- LED loadspace lighting (option)***
- Dual sliding side load doors (option) (1,030 mm Van/930 mm Kombi, DCiV)
- Second-row glazing on side load doors (option on Van)
- Configurable unlocking lets you open an individual door without automatically unlocking the others.
- The remaining doors stay locked until you activate a switch on the driver's door

*Kombi M1 rear doors open to 90° only.
**Glazed tailgate is an option on Van, Double Cab-in-Van and Kombi, not available on L1 280 Double Cab-in-Van and unglazed only on Limited and Sport models.
***Not available on Kombi.



A: 1,778 mm (H2) B: 1,775 mm C: 3,400 mm
(L2 with load-through bulkhead)

Van load capacity and payload



Van Short wheelbase (L1)



Van Long wheelbase (L2)



Max. gross payload up to 1,459 kg (H1)
Gross vehicle mass from 2,600 kg to 3,400 kg

Europallets x3
2/3 seats



Max. gross payload up to 1,406 kg (H1)
Gross vehicle mass from 3,000 kg to 3,400 kg

Europallets x3
2/3 seats

Double Cab-in-Van load capacity and payload



Double Cab-in-Van Short wheelbase (L1)



Double Cab-in-Van Long wheelbase (L2)



Max. gross payload up to 1,162 kg (H1)
Gross vehicle mass from 2,800 kg to 3,200 kg

Europallets x1
5/6 seats



Max. gross payload up to 1,108 kg (H1)
Gross vehicle mass from 3,000 kg to 3,200 kg

Europallets x2
5/6 seats

Kombi load capacity and payload



Kombi M1 Short wheelbase (L1)



Kombi M1 Long wheelbase (L2)



Max. gross payload up to 1,227 kg (H1)
Gross vehicle mass up to 3,240 kg

8/9 seats



Max. gross payload up to 1,136 kg (H1)
Gross vehicle mass from 3,240 kg to 3,400 kg

8/9 seats



Underseat storage

Transit Custom's dual front passenger seat has a lift-up cushion and underseat storage. (Standard)



Reinforced bulkhead

A full-height, full-width glazed and moulded bulkhead provides comfort and protection for Transit Custom Double Cab-in-Van's passengers, and extra security for your load. (Standard)



Passenger access

With its generous 930 mm (1,030 mm on Van) side load door openings, it's never been easier to get you, your passengers and your cargo where you need to be.

Please refer to specification tables for more information.

Europallet 1,200 mm x 800 mm.





Team player

***More passengers. More equipment.
More possibilities.***

Take a crew to the work site, then fold or remove the rear seats for maximum load carrying space, or use it as a van during the week, and install the seating to transport family and friends at the weekend. Whatever you want, the robust Transit Custom Kombi M1 offers outstanding versatility for you and your business.

Transit Custom L1 H1 Kombi Trend shown with 16" 5x2-spoke alloy wheels (option).

Please take your seats

Versatility comes as standard in the dual-purpose Transit Custom Kombi M1. Carry passengers to work at the start of the day. Then fold or remove the rear seats, as you wish, to transport tools or equipment.



Flexible rear seats

Each seatback can fold forward to create a flat workspace. The seat (single or double) can then tumble forward or be removed for more space.



Rear air suspension

Designed to automatically adjust to maintain a constant ride height, regardless of the loading conditions, for a smoother and more comfortable ride. (Option on Kombi M1 320 with GVM reassigned to 310)



Easy access

Rear seats are easily reached from the kerb-side sliding side door. (Standard)

Rear tailgate

Kombi M1's optional tailgate provides unhindered access to the loadspace and features a pull strap for easy closing. (Glazed tailgate, shown, is an option on Van, Double Cab-in-Van and Kombi M1; not available on H2 models)

Transit Custom Trend Kombi L2 H2 shown with driver's side sliding load door (option), in Chrome Blue metallic body colour (option).



Transit Custom Trail

The new Ford Transit Custom Trail is designed to keep your business moving. Blending legendary Transit toughness with enhanced traction and bold exterior design, its mechanical limited-slip differential can help reduce wheelspin and enable you to access difficult to reach destinations. It stands out when it comes to style as well. With a unique front grille with FORD lettering, painted two-tone front bumper, 16" 10-spoke Ebony alloy wheels and leather seat trim*; new Transit Custom Trail can deliver an altogether more controlled and reassuring drive.



Mechanical limited-slip differential

Transit Custom's mechanical limited-slip differential can help reduce unwanted wheelspin, especially on loose surfaces. By automatically directing torque to the wheel with the most grip, it enhances Transit Custom's front-wheel drive capability and delivers even greater levels of traction, stability and composure in more challenging conditions. (Standard on Trail and option on other series with manual transmission)

*Salerno Leather seat insert and seat bolsters.

Transit Custom L1 H1 Trail Van shown with unique FORD grille (standard), in Race Red solid body colour (standard).





Transit Custom Active

Discover the adventurous new Transit Custom Active. With its rugged off-road styling, advanced technologies and comfortable, durable interior, it's ready to help you tackle even the toughest jobs. Based on the Limited series, you'll find distinctive 17" alloy wheels, unique 'Active' front grille and body cladding, bright roof rails and full-length side steps. Inside features special Nordic Blue seat trim, and for extra capability in more demanding conditions, manual transmission models are available with an optional mechanical limited-slip differential.



Power-adjustable driver's seat

Transit Custom Active features a 10-way power-adjustable driver's seat with lumbar adjust and armrest.

Transit Custom L1 H1 Active Van shown with 17" 5-spoke machined alloy wheels (standard), in Chrome Blue metallic body colour (option).

Efficiency

The power to support your business.

Transit Custom is powered by a range of advanced, high-performance Ford EcoBlue diesel engines. All versions meet the latest Euro6 standards and combine plenty of usable torque for shifting heavy loads, with low running costs. Powerful, clean and refined, Ford EcoBlue diesels build on the industry-leading performance and technology of our award-winning Ford EcoBoost petrol engines.

Key technologies include

- Ford Auto Start-Stop system
- Ford Smart Regenerative Charging
- Gearshift indicator light – to aid economical driving
- Acceleration Control – unique engine calibration helps reduce fuel consumption when vehicle is driven unladen (option)
- Ford Battery Management System – improves battery life, fuel consumption and ensures ready-to-go reliability
- Selective Catalytic Reduction (SCR) system – uses AdBlue® to convert NO_x emissions in the exhaust gas into nitrogen and water
- Ford Easy Fuel capless refuelling system helps to prevent accidental misfuelling



Ford EcoBlue Hybrid technology

Transit Custom is available with innovative diesel mild hybrid technology. An integrated starter/generator recovers energy while the vehicle is coasting and stores it in a 48-volt lithium-ion battery, located under the front passenger seat. The stored energy is then used to assist the engine during normal driving and acceleration, as well as powering the vehicle's electrical ancillaries. The system helps to improve fuel efficiency, particularly in stop-start urban driving. (Option on models with manual transmission)



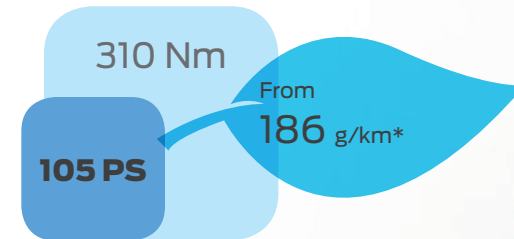
Plug-in Hybrid technology

The new Transit Custom Plug-in Hybrid features an advanced hybrid powertrain with a zero-emission driving range of up to 27 m* and uses the 1.0-litre Ford EcoBoost petrol engine as a range extender for a total range of approximately 376 m. Offering the same loadspace volume as the diesel version, Transit Custom Plug-in Hybrid provides the freedom to complete long distance journeys without the need to stop for a charge.

*Tested with a full battery charge. Up to 27 miles of electric-only range based on results from the Worldwide Harmonised Light Vehicle Test Procedure (WLTP). Actual range varies with conditions, such as external elements, driving behaviours, vehicle maintenance, and lithium-ion battery age.

†Item covered by third party supplier's warranty, please see back cover for details.

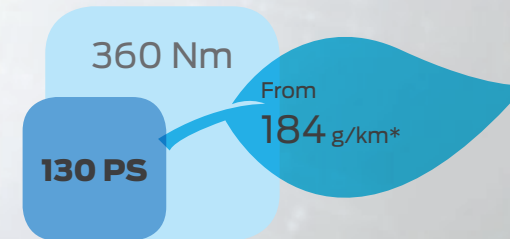
Note Some of the features listed above are options, at extra cost and may not be available on all models. Please refer to the specification tables, or speak to your Transit Centre for further information.



2.0L Ford EcoBlue 105 PS

Transit Custom's Ford EcoBlue 105 PS (77 kW)/310 Nm diesel engine combines fuel efficiency with excellent driveability and refinement. Its state-of-the-art design helps to keep running costs down without compromising on payload or performance.

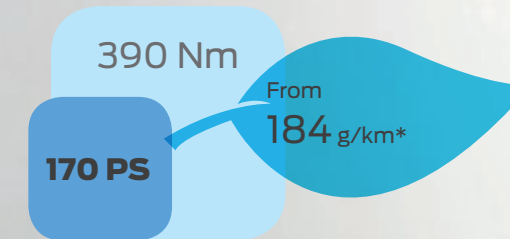
*WLTP Calculated Drive cycle test figures. For more information, please see Fuel and Performance section.



2.0L Ford EcoBlue 130 PS

The Ford EcoBlue 130 PS (96 kW)/360 Nm diesel engine strikes a performance balance. It delivers extra power and torque necessary to enhance Gross Train Mass (GTM) and braked trailer plate.

*WLTP Calculated Drive cycle test figures. For more information, please see Fuel and Performance section.



2.0L Ford EcoBlue 170 PS

The Ford EcoBlue 170 PS (125 kW) diesel engine develops 390 Nm of torque. As the most powerful engine in the range, it's the ideal choice for moving heavy loads and towing, while delivering fuel efficiency.

*WLTP Calculated Drive cycle test figures. For more information, please see Fuel and Performance section.



2.0L Ford EcoBlue 185 PS

Transit Custom's advanced, next generation 2.0L EcoBlue diesel engine is now available as a more powerful 185 PS (136 kW) variant. Developing an impressive 415 Nm of torque, it is the most powerful engine in the range.

*WLTP Calculated Drive cycle test figures. For more information, please see Fuel and Performance section.



Never misfuel again

Ford Easy Fuel capless refuelling system ensures that nobody can accidentally fill up with the wrong fuel. Plus, no dirty fuel caps to touch. (Standard)



Cost of ownership

Saving you money for as long as you own your van.

Quality and durability are built into new Transit Custom at every step. After many years of service it will feel as good – and drive as beautifully – as it did the day you first took delivery.

- Availability of new EcoBlue Hybrid Electric Vehicle and Plug-in Hybrid Vehicle powertrain options for enhanced performance and cost of ownership
- Auto Start-Stop helps to maximise your fuel efficiency (standard, not available with Plug-in-Hybrid engine)
- Acceleration Control is a unique engine calibration designed to limit acceleration when the vehicle is lightly laden, helping to reduce fuel consumption (option)
- Engine oil monitor warning light will illuminate if the engine oil condition deteriorates between services
- High-mounted light units are located above the bumper line, to help keep them out of harm's way
- Brake pad wear sensors warn when the pads are due for renewal
- Fuel filter sensor warns of water ingress or a blockage of the fuel system
- Side repeater lights are positioned on the inner edge of the door mirror to minimise accidental damage. When folded, the mirrors reduce vehicle width by around 190 mm
- 12-year perforation warranty provides reassurance against perforation of the bodywork from the inside of the panel
- Multi-piece rear bumper design helps to keep repair costs low

*For further fuel economy and emissions information, please refer to the specifications section.



Meet your phone's new best friend

Ford SYNC 3

Ford SYNC 3 integrates seamlessly with your smartphone, letting you control everything from phone calls and text messaging to music and satellite navigation – all via the 8" touchscreen or through remarkably simple voice commands. Map updates help to keep you on track and on time, and are complimentary for a limited period following vehicle registration. (Option with Navigation)

SYNC 3 features

- Manage your phone, music, apps and navigation with simple voice commands
- Hear your text messages read aloud for you
- Emergency Assistance[†] helps occupants place an emergency call to provide emergency services with the vehicle location in their respective language
- Control SYNC-compatible apps with AppLink, while Apple CarPlay and Android Auto let you navigate your smartphone through the SYNC 3 home screen, as if it were your handset
- Colour touchscreen supports multi-touch 'swipe' and 'pinch-to-zoom' gestures



Please note: Full SYNC 3 smartphone integration is only available with iPhone 5/Android 5.0 (Lollipop) or higher. Some SYNC 3 functions require a data connection, so mobile data charges will apply. To check whether Apple CarPlay and Android Auto are available in your market, please check their official websites for the latest information.

[†]Ford Emergency Assistance is an innovative SYNC feature that uses a Bluetooth[®]-paired and connected mobile phone to help vehicle occupants initiate a call to the local Communications Centre, following a vehicle crash event involving an airbag deployment or fuel pump shut off. The feature operates in more than 40 European countries and regions.

100% connected

Only Ford can deliver a fully-connected ecosystem that's built-in from the start. Ford has a comprehensive suite of connected services to help your business thrive, no matter how many vehicles you own.



Whether you work with one business vehicle or manage up to five, FordPass Pro gives you the tools you need to help keep them healthy, secure, and running smoothly.

- **Quick Setup** Use your phone's camera to add up to five vehicles to your account through the app using the vehicles' VIN numbers
- **Vehicle Health** Manage your vehicles' health in real-time
- **Health Alerts** Enable you to manage your vehicles' health in real-time
- **Fleet Health on Map** See all of your vehicles on a single map with their health status visible. Check your fleet at the start and end of the working day
- **Remote Lock and Unlock** Zonal Locking allows you to remotely access different areas of your vehicle, e.g. side load door, driver's door, etc
- **Remote Start** Get your fleet ready for business at the start of the day and heat or cool the cabin as required (models with automatic transmission only)
- **Guard Mode** Set your vehicle in a heightened state of security and receive notification of any activity with your vehicle
- **Roadside Assistance** Keep your fleet up and running with roadside assistance when you need it
- **Online Service Booking** Check your Dealer's availability and book your service direct from the app

FordPass Pro is available in selected markets. Please see your Ford Dealer for details.

Download **FordPass Pro** from the App Store or get it on Google Play.



- **Live Traffic**** Sends up-to-date traffic information directly to the SYNC 3 Navigation system. The technology then adjusts the recommended route based on the traffic conditions, so you waste less time on the way to your next job
- **Local Hazard Information**** Uses multiple local and national information sources to warn you of hazards on the road ahead
- **On-board Wi-Fi***** With speeds of up to 4G on-board Wi-Fi enables mobile working for up to 10 devices. You can even use the hotspot from up to 15 m outside the vehicle for more efficient mobile working when you get to the site
- **EV Features** Check battery status and locate charging locations using the 'Find' features

Ford Data Services[‡]

With Ford Data Services and FordPass Connect you can receive vehicle data securely to either your own telematics application or via your chosen Telematics Service Provider. Data available includes: vehicle health, vehicle location, fuel usage and driving characteristics, and can be received on multiple vehicles. Data can be integrated with your existing in-house application or your chosen Telematics Service Provider.

Ford Telematics[‡]

With Ford Telematics and FordPass Connect you can easily view data and manage all your vehicles using our intuitive user dashboard. Receive data on multiple vehicles including: vehicle health, vehicle location, fuel usage and driving characteristics. The information is presented with actionable insights that deliver the data you need to manage your fleet.

Note If you operate up to five Ford vehicles you should use Ford Pass Pro. If you have more than five vehicles, then we recommend using Ford Data Services[‡] and Ford Telematics[‡].

^{*}The FordPass Connect on-board modem will be connected at the time of vehicle delivery. You may choose to opt in/out of certain data sharing. The technology will be made available in selected markets in 2019, with the remaining markets following through 2020. Remote access features will be free for the life of the vehicle (10 years).

^{**}Live Traffic and Local Hazard Information access is complimentary for 12 months following the registration of a new Ford featuring SYNC 3 Navigation; thereafter a subscription is payable. Local Hazard Information is subject to availability at time of purchase.

^{***}Wi-Fi hotspot (up to 4G LTE) includes complimentary wireless data trial that begins at time of activation. Afterwards, data bundles can be purchased from Vodafone. Please refer to their website for details of their data packages. To take advantage of the built-in Wi-Fi hotspot capability, a Ford vehicle must come with the appropriate hardware, and a data plan is required. Data coverage and service is not available everywhere and terms of your data plan, including applicable message and data rates, may apply.

[‡]Ford Data Services and Ford Telematics are available for Ford vehicles with a FordPass Connect modem or a Ford plug-in modem. Fleet/business customers only. Subscription charges and Ford Connected Service terms and conditions apply.

Anticipate

Senses what you can't see.

New Ford Transit Custom benefits from an impressive suite of technologies designed to look out for you, your van and those around you.



Cross Traffic Alert
Helps when reversing out of a parking bay, by warning of traffic approaching from either side. Part of Blind Spot Information System. (Option)



Blind Spot Information System
As another vehicle – a car, van or lorry – enters your blind spot whilst travelling, the system is designed to alert you with a warning light clearly displayed in the corresponding door mirror.



Live Traffic (one year trial)*
Provides you with real-time traffic information such as traffic speed, accidents and road closures, as well as alternative route guidance and mapping to help you avoid problem areas. Available through FordPass via SYNC 3 with navigation.

*Live Traffic access is free for the first year following the registration of a new Ford featuring SYNC 3 with navigation; thereafter there is an annual licence fee.



Alert

Driver assistance technologies help you to take action.

Combining information from a forward-facing camera and radar technology, new Transit Custom can help in various driving situations. From Pre-Collision Assist (option) that can alert you to a potential collision, to Lane-Keeping Alert (option, standard on Sport) that warns you if you stray from your lane, Transit Custom is better equipped than ever to lend a helping hand.



Pre-Collision Assist

Using radar and a camera, Pre-Collision Assist⁽²⁾ keeps a watchful eye on the road ahead. The system is designed to monitor your proximity to other vehicles and pedestrians – even in the dark, when illuminated by the vehicle's headlights – and can alert you to a potential collision. If you don't respond to the system's warning signals, Active Braking⁽²⁾ pre-charges the braking system and can automatically apply the brakes to help mitigate the effect of any impact. (Option)



Lane-Keeping Alert^(2)*2)

Can recognise when you approach lane markings without using the indicator and alert you with vibrations through the steering wheel. (Standard on Sport, option on other series)



Driver Alert⁽²⁾

Designed to warn you if the system detects driving behaviour that indicates a drop in alertness levels. Initially, a warning icon is displayed in the instrument cluster, followed by a warning chime if driving alertness further declines. (Standard with Lane-Keeping Alert)

Traffic Sign Recognition⁽²⁾

Designed to automatically read standard format road-speed signs and display the posted speed limit in the instrument cluster. Intelligent Adaptive Cruise Control⁽²⁾ combines Traffic Sign Recognition with Adjustable Speed Limiter to identify the prevailing limit and automatically restrict the vehicle's speed to the limit detected⁽¹⁾. The driver can also select the top speed tolerance in addition to the detected speed limit. The vehicle drives normally, but will not exceed the set speed limit unless the driver overrides the system. (Option, available only through Ice Pack 25, not available on Plug-in-Hybrid)



⁽²⁾Uses sensors.

^{*}Operates at speeds over 40mph on multi-lane roads with clearly visible lane markings.

⁽¹⁾Speed limit may vary according to road and vehicle size. Driver is responsible for adhering to the speed limit at all times.

⁽²⁾Driver assistance feature.

See and be seen

Enhanced lighting for outstanding visibility.

With its stylish and powerful new headlights, Transit Custom is a van designed to be noticed.



Projector-style headlights with static cornering lights and LED daytime running lights

When you turn the steering wheel beyond 30 degrees, cornering lights illuminate the appropriate side of the road for extra visibility at night. Operates at speeds up to 20mph. (Standard on Trend, Limited and Sport, option on Leader)

Bi-Xenon headlights with static bending lights

Transit Custom's new Bi-Xenon headlights offer superior light quality over halogen bulbs, while using less energy. Static bending lights, mounted within each headlight, illuminate corners during turns, at speeds up to 40mph. Whenever outside light levels dictate, automatic headlights switch on to help keep the road ahead well lit. (Option; not available on Leader)



Smart

Advanced systems to ease your working day.

Transit Custom is available with a range of safety and driver assistance features to help make your working day both safer and easier.



Roll Stability Control⁰¹⁾

Ford's unique roll-rate sensor helps the Roll Stability Control system to keep the tyres grounded under conditions of high centre of gravity and when driving through off-camber turns. (Standard)



Auto Start-Stop

When you stop at traffic lights or your vehicle is idling in a queue, this technology can automatically switch off the engine (while still supplying power to essentials like the headlights, air-conditioning, radio and the Ford SYNC system). When you're ready to move, just depress the clutch and select first gear as usual, or press the accelerator on an automatic, and the system restarts. Auto Start-Stop is particularly effective in town and city streets, where it can cut fuel consumption by up to 10% (urban cycle). (Standard, not available with Plug-in-Hybrid)

Side Wind Stabilisation⁰¹⁾

Helps the driver to stay in lane in strong, gusty conditions by using the ESC system to sense when the vehicle is being affected by crosswinds. (Standard)

Traction Control¹⁾

Helps eliminate excessive wheelspin and provides the best possible grip, performance and stability, when you need it most. The system constantly monitors and adjusts the power delivered to the vehicle's individual wheels ensuring maximum contact and grip when you're accelerating. (Standard)

Emergency Brake Assist⁰¹⁾

Designed to recognise an emergency braking situation and increase the pressure within the braking system to provide extra stopping power. (Standard)

Electronic Stability Control (ESC)⁰¹⁾

Designed to help you maintain control in extreme driving conditions. It senses when you are deviating from your chosen line and aims to keep you on track by automatically regulating braking and engine output. (Standard)

Impressive towing ability

With up to 2,800 kg* maximum towing capacity, Transit Custom offers impressive pulling power along with a range of safety features to help keep you and your trailer secure. (Commercial users may need a digital tachograph)

Trailer Sway Control⁰¹⁾

Designed to detect when trailer sway occurs and to help counteract it to bring the trailer under control. (Standard, but activated with optional Ford trailer tow attachment)

Hill Start Assist⁰²⁾

Designed to temporarily prevent you from rolling down a slope when you move your foot from the brake pedal to the accelerator pedal. It works in forward and reverse gears, so is ideal for towing and pulling heavy loads. (Standard)



Side curtain airbags⁰¹⁾

Designed to provide additional protection to the driver and front seat passengers. (Option)



⁰⁾Uses sensors.
^{*}Maximum towing capacity on L2 series, further details on page 51.
¹⁾Safety feature.
²⁾Driver assistance feature.

Features to make your life easier



Active Park Assist⁰

When activated, sensors can identify a parking space that is the right size and automatically steer you in or out, while you control the pedals and gears. Park-Out Assist works like Active Park Assist in reverse, helping to steer you out of a parallel space. (Option)



SelectShift automatic transmission

Six-speed automatic transmission delivers a smooth, relaxing driving experience, especially in busy stop-start traffic. Change gear manually if you prefer, using the facia-mounted gearshift, or lockout gears in more challenging driving conditions, e.g. on slippery surfaces or steep gradients. (Available on 130 PS, 170 PS and 185 PS models)



Vehicle maintenance monitor

Analyses your vehicle's data to help optimize engine performance. Displays a range of information in the instrument cluster, including the oil life remaining, AdBlue[®] exhaust fluid distance to empty and water in fuel warning. (Standard)



Load-through bulkhead

A flip-up panel in the bulkhead provides load-through access to the underseat storage area, allowing items such as pipes and ladders of up to 3-metres in length to be transported securely (3.4-metres in L2).



Adaptive Cruise Control⁰²⁾

Set your desired speed and Adaptive Cruise Control maintains a pre-set distance from the vehicle in front. If the sensors detect traffic slowing ahead, your vehicle automatically slows down. When traffic has cleared, your vehicle accelerates back to the pre-selected speed. (Option)



Quickclear heated windscreen

Demists the windscreen screen in seconds, even on frosty mornings. (Optional on Leader, standard elsewhere)



Rear-view camera with Trailer Hitch Assist

Select reverse and the view to the rear of the vehicle is displayed in the multi-functional display screen. Marker lines overlaid on the camera image indicate where the vehicle is heading. (Option)



Selectable Drive Modes

Allows you to select a choice of drive modes – Normal and Eco. The system adjusts various settings, to optimise the vehicle settings for maximum efficiency. (Standard)

⁰Uses sensors.
²⁾Driver assistance feature.

Leader

Key exterior features

- Door mirrors with blind spot eliminator and integrated side indicator
- Daytime running lights
- Remote central door locking
- Passenger side sliding load door
- Halogen headlights with courtesy delay
- Front and rear mudflaps
- Multi-piece rear bumper
- 15" steel wheels with half caps on 260, 280 and 300 series
- 16" steel wheels with half caps on 320 and 340 series

Key interior features

- DAB/AM/FM audio with 4.2" TFT screen, 2 x USB, Bluetooth® with emergency assistance (ICE Pack 17)
- Height- and reach-adjustable steering column
- Trip computer
- Electrically-operated front windows
- 8-way adjustable driver's seat with armrest
- Two 2-litre bottle holders
- Glovebox capable of A4 file storage
- Two 12-volt power points
- Dual front passenger seat with lift-up cushion and underseat storage (excludes 280 DCIV)
- Loadspace compartment lights
- Gearshift Indicator light – to aid economical driving
- Stowage box over instrument cluster with 12-volt power point
- Full-width DIN/ISO-compliant metal bulkhead with load-through facility (Van only)



Option pack available: Visibility Pack – Low

- Electrically-operated and heated door mirrors
- Quickclear heated windscreen
- Washer fluid low-level sensor

Engines

- 2.0L TDCi Ford EcoBlue 105 PS (77 kW)
- 2.0L TDCi Ford EcoBlue 130 PS (96 kW)
- 2.0L TDCi Ford EcoBlue Hybrid 130 PS (96 kW)
- 2.0L TDCi Ford EcoBlue 170 PS (125 kW)
- 1.0L Plug-in Hybrid 126 PS (92 kW)

Bodystyles

- Van
- Double Cab-in-Van
- Kombi M1



Transit Custom Base L1 H1 shown in Moondust Silver metallic body colour (option).

Plug-In Hybrid specifications are different, please see specification tables.

Trend

Exterior features in addition to Leader

- Power-foldable door mirrors with body colour housings
- Projector-style halogen headlights with static cornering lights and LED daytime running lights
- Body colour front bumper and body colour rear bumper end caps
- Front fog lights
- Full wheel covers
- Front and rear parking distance sensors
- Rain-sensing front wipers
- Automatic headlights

Interior features in addition to Leader

- DAB/AM/FM radio with 2 x USB, 8" Colour TFT multi-touch screen, Emergency Assistance, Ford Pass Connect* (embedded modem) (ICE Pack 21; mandatory option)
- Cruise control with Adjustable Speed Limiter
- 8-way adjustable driver's seat with lumbar adjust and armrest
- Dual front passenger seat with fold-out table (excludes 280 DCiV)
- Quickclear heated windscreen
- Leather-trimmed steering wheel
- Lockable glovebox
- Map-reading lights
- Easy to Clean Load Floor (Van only)
- Instrument panel dimmer
- Washer fluid low-level sensor



Option packs available: Visibility Pack – Premium

- Rear-view camera with Trailer Hitch Assist
- Lane-Keeping Aid with Driver Alert
- Auto High Beam

Engines

- 2.0L TDCi Ford EcoBlue Hybrid 185 PS (136 kW)
- 2.0L TDCi Ford EcoBlue 105 PS (77 kW)
- 2.0L TDCi Ford EcoBlue 130 PS (96 kW)
- 2.0L TDCi Ford EcoBlue Hybrid 130 PS (96 kW)
- 2.0L TDCi Ford EcoBlue 170 PS (125 kW)
- 1.0L Plug-in Hybrid 126 PS (92 kW)

Bodystyles

- Van
- Double Cab-in-Van
- Kombi M1

Note
Plug-In Hybrid specifications are different, please see specification tables.



Quickclear heated windscreen
(Standard)



Front and rear parking distance sensors
(Standard)

Transit Custom Trend L1 H1 shown in Diffused Silver metallic body colour (option).



Limited

Exterior features in addition to Trend

- Body colour bodyside mouldings
- Body colour rear bumper
- Body colour front, side and cargo door handles
- Chrome front grille surround
- 16" alloy wheels with locking wheel nuts
- Driver's side sliding load door (Double Cab-in-Van only)

Interior features in addition to Trend

- Dual front passenger seat with fold-out table (excludes 300 L2 DCiV)
- Heated front seats
- Leather-trimmed gearshift knob
- Air conditioning
- Front passenger's airbag® with deactivation switch
- Load area protection kit

Option packs available: Visibility Pack – Premium

- Rear-view camera with Trailer Hitch Assist
- Lane-Keeping Alert with Driver Alert
- Auto high beam

***Note A rear-facing child seat should never be placed in the front passenger seat when the Ford vehicle is equipped with an operational front passenger's airbag.**

***Ford Emergency Assistance** is an innovative SYNC feature that uses a Bluetooth®-paired and connected mobile phone to help vehicle occupants initiate a call to the local Communications Centre, following a vehicle crash event involving an airbag deployment or fuel pump shut off. The feature operates in more than 40 European countries and regions.

Note
Plug-In Hybrid specifications are different, please see specification tables.



Engines

2.0L TDCi Ford EcoBlue 185 PS (136 kW)

2.0L TDCi Ford EcoBlue 130 PS (96 kW)

2.0L TDCi Ford EcoBlue Hybrid 130 PS (96 kW)

2.0L TDCi Ford EcoBlue 170 PS (125 kW)

1.0L Plug-in Hybrid 126 PS (92 kW)

Bodystyles

Van

Double Cab-in-Van



Air conditioning
(Standard)



DAB/FM/AM radio with Ford SYNC 3 and satellite navigation
(ICE Pack 24) (Option)



Transit Custom Limited L1 H1 shown in Magnetic metallic body colour (option).

Trail

Key exterior features in addition to Trend

- 16" 10-spoke, Ebony alloy wheels with locking wheel nuts
- Unique Trail front grille with FORD lettering
- Power-foldable heated door mirrors with body colour housings
- Side and rear Trail decals in Crystalline Black
- Plastic painted two-tone front bumper in Crystalline Black
- Plastic painted rear bumper in Crystalline Black

Key interior features in addition to Trend

- Manual air conditioning
- Leather seat trim (Salerno Leather with 5 cm horizontal stitching in Ebony/Salerno Leather in Ebony)
- Washer fluid low-level sensor

Option pack available: Visibility Pack 3

- Rear-view camera with Trailer Hitch Assist
- Lane-Keeping Alert with Driver Alert
- High series instrument cluster
- Auto high beam



Engines

- 2.0L TDCi Ford EcoBlue 130 PS (96 kW)
- 2.0L TDCi Ford EcoBlue Hybrid 130 PS (96 kW)
- 2.0L TDCi Ford EcoBlue 170 PS (125 kW)

Bodystyles

- Van
- Double Cab-in-Van



16" 10-spoke Ebony alloy wheels
(Standard)



Unique front grille with FORD lettering
(Standard)



Transit Custom Trail L1 H1 shown in Race Red solid body colour (standard).

Active

Key exterior features in addition to Limited

- 17" 5-spoke, machined alloy wheels with locking wheel nuts
- Colour keyed front grille with Satin Nickel insert
- Body colour front bumper with lower accent in Magnetic Grey
- Plastic painted two-tone rear bumper in Magnetic Grey
- Extended length running boards
- Silver roof rack
- Agate Black painted mirror caps
- Rear and side decals in Magnetic Gloss

Key interior features in addition to Limited

- 10-way power-adjustable and heated driver's seat with lumbar adjust and armrest
- Partial leather seat trim (Casual with Glacier in Nordic Blue/Salerno Leather in Ebony)

Option packs available: Visibility Pack 3

- Rear-view camera with Trailer Hitch Assist
- Lane-Keeping Alert with Driver Alert
- Auto high beam



Engines

- 2.0L TDCi Ford EcoBlue 130 PS (96 kW)
- 2.0L TDCi Ford EcoBlue Hybrid 130 PS (96 kW)
- 2.0L TDCi Ford EcoBlue 170 PS (125 kW)
- 2.0L TDCi Ford EcoBlue Hybrid 170 PS (125 kW)

Bodystyles

- Van
- Double Cab-in-Van



17" 5-spoke machined alloy wheels (Standard)



Partial leather seat trim (Standard)



Transit Custom Active L1 H1 shown in Chrome Blue metallic body colour (option).

Sport

Exterior features in addition to Limited

- Sport styling kit – includes front lower bumper skirt with unique fog light bezel, body colour side skirts, rear bumper skirt, sports style bonnet and rear door/liftgate stripes, side stripes with Transit branding, and front and rear wheel arch extensions with unique mudflaps
- 17" alloy wheels with bright/machined black finish on 310/320 GVM
- 18" alloy wheels on 290 GVM (Van only)
- Rear-view camera with Trailer Hitch Assist
- Tyre Pressure Monitoring System

Interior features in addition to Limited

- Partial leather seat trim
- Dual front passenger's seat with fold out table (Van)
- Single 8-way adjustable front passenger's seat (DCiV)
- Lane-Keeping Alert with Driver Alert
- High series instrument cluster

Exterior stripe colours

- Race Red, Chrome Blue and Orange Glow body colours get black stripes with silver accents.
- Frozen White, Shadow Black, Magnetic and Moondust Silver body colours get black stripes with orange accents

Engine

2.0L TDCi Ford EcoBlue 185 PS (136 kW)
2.0L TDCi Ford EcoBlue Hybrid 185 PS (136 kW)

Bodystyles

Van
Double Cab-in-Van



Partial leather seat trim
(Standard)



18" alloy wheels with 235/50R18 tyres
(290 Van only)



Transit Custom Sport L1 H1 shown in Orange Glow metallic body colour (option).

Colour and trim

Choose the body colour and trim that you think best reflects your business brand.

- 1. Base**
Seat insert: Crosshatch on Salerno in Dark Palazzo Grey
Seat bolster: Salerno Vinyl in Ebony (Option)
- 2. Trend**
Seat insert: Capitol in Ebony
Seat bolster: City in Ebony (Standard)
- 3. Limited**
Seat insert: Inroad Emboss in Ebony
Seat bolster: Marl Ebony (Standard)
- 4. Trail**
Seat insert: Salerno Leather with 5cm Horizontal Stitching in Ebony
Seat bolster: Salerno Leather in Ebony (Standard)
- 5. Active**
Seat insert: Casual with Glacier in Nordic Blue
Seat bolster: Salerno Leather in Ebony (Standard)
- 6. Sport**
Seat insert: Dynamo Emboss on Eton in Ebony
Seat bolster: Salerno Leather in Ebony (Standard)



Blazer Blue
Solid body colour



Frozen White
Solid body colour



Race Red
Solid body colour



Agate Black
Metallic body colour*



Chrome Blue
Metallic body colour*



Diffused Silver
Metallic body colour*



Dark Carmine Red
Metallic body colour*



Magnetic
Metallic body colour*



Moondust Silver
Metallic body colour*



Orange Glow
Metallic body colour*

12-year perforation warranty
The Transit Custom owes its durable exterior to a thorough multi-stage painting process. From the wax-injected steel body sections to the hard-wearing top coat, new materials and application processes ensure it will retain its good looks for many years to come.

*Metallic body colours are options at extra cost.

The Ford Transit Custom is covered by the Ford Corrosion Protection Warranty for 12 years from the date of first registration. Subject to terms and conditions.

Note The vehicle images used are to illustrate body colours only and may not reflect current specification. Colours and trims reproduced within this brochure may vary from the actual colours, due to the limitations of the printing processes used.

Zinc coating	Phosphate coat	Electrocoat	Primer	Top coat	Clearcoat (not with Frozen White body colour)
--------------	----------------	-------------	--------	----------	--

Personalise

Rear ladder

Provides safe and easy access to the roof of your van. (Max 125 kg, only for vehicles with rear cargo doors with 180-degree hinges) (Option and accessory)

Rear window protection grille

Helps prevent interior and exterior damage, without obscuring the driver's view out of the rear window. Not suitable for models with liftgate. (Option and accessory)

Brink® tow bar

For extra transport and stowage capability, the fixed tow bar can tow up to 2,500 kg depending on engine. (Please check with your Ford Dealer for further details) (Accessory)

ARP® side protection bars

Set of two polished stainless steel tubular side protection bars. (Accessory)

Thule® Professional crossbars

Set of two aluminium lockable cross bars for vehicles with low roof (H1). Only in combination with Thule® roof rack bracket kit and Thule® roof rack foot pack. (Accessory)

Q-Top® (Q-Tech) roof gallery

Lightweight aluminium construction allows for transportation of large, long or bulky items and gives you more flexibility in your daily business. (Accessory)

(Low roof, max roof load 150 kg, incl. weight of the roof gallery, remaining load capacity 120 kg)

Q-Top® (Q-Tech) ladder roller for Q-Top® (Q-Tech) roof gallery

Rear ladder roller for easier loading and unloading of the roof gallery (Accessory) (SWB & LWB, 150 cm, fits Q-Top® roof gallery)

Integrated roof rack

Set of three bars which can fold level with the roof line when not in use. Features load stop and integrated T-slots that are compatible with a number of standard roof rack accessories to maximise the roof capability and usability. H1 models only (Option and accessory)

ClimAir® wind deflectors

Reduces wind noise, allowing you a more enjoyable drive with the front windows down, even during light rain. (Accessory)

Alloy wheels

A selection of alloy wheels is available. (Accessory)

Xvision (SCC)* parking distance sensors

Turn reversing, parking and manoeuvring in confined areas into a less stressful experience. An audible warning helps you to judge parking distances. (Accessory)

Mud flaps

Contoured rear mud flaps help to protect the bodywork of your Transit Custom from stone chips and road spray/excludes Sport Van (Option and accessory)

ZEV* public charging cable

5 meter 32A charging lead for public charging stations. (PHEV only)



Wooden load liner

Load floor kit includes two-piece wooden floor with anti-slip coating and integrated aluminium airline rails. Max rail load 500 daN. (Option)

Bott* cargo load net

Secure your loads safely and easily with a lightweight adjustable cargo net system, ideal for courier and parcel delivery services. Attaches to the side-mounted tie-down points and can be stowed away in a storage bag when not in use. Max load 500 daN. Available for L1 and L2 models. (Option and accessory)

Fixing rails (option) and sliding blocks with lashing hooks (10x) for load retention system. (Option)




Engine undershield

Tough corrosion-resistant metal undershield helps to protect the engine from accidental stone and kerb damage. Easily removed for oil changes and routine servicing. (Option and accessory)



HDD® seat cover for driver's seat, black

Hard-wearing 210 denier polyester driver's seat cover with waterproof backing for long-lasting strength. Helps to protect the original seat trim from mud, water, grease and more making it ideal for all trades. (Accessory)



Fitment of accessories may have an impact on your vehicle's fuel consumption.

*Please refer to vehicle weight and load specification.


♦Item covered by third party supplier's warranty, please see back cover for details. For more information on accessories for your Ford Transit Custom visit www.ford.accessories.co.uk

For a range of Ford branded items – from clothing to lifestyle products – visit www.fordlifestylecollection.com

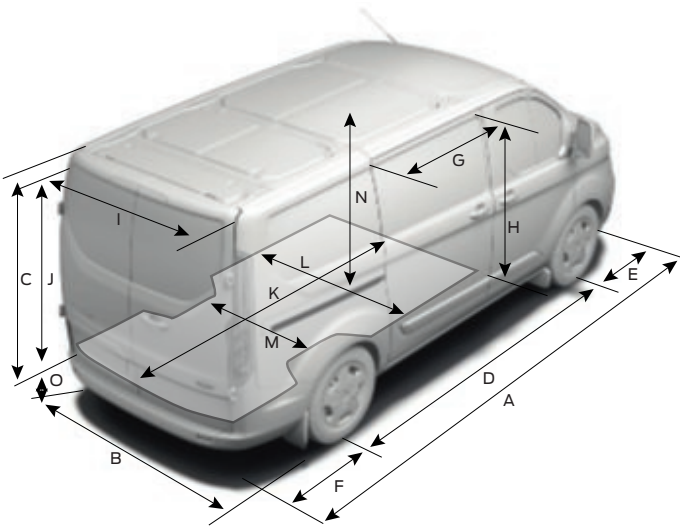
Dimensions (mm)

	L1 H1 Van	L1 H2 Van	L2 H1 Van	L2 H2 Van
A Overall length	4973	4973	5340	5340
B Overall width with mirrors	2272	2272	2272	2272
Overall width with folded back mirrors	2080	2080	2080	2080
Overall width without mirrors and handles	1986	1986	1986	1986
C Overall height*	1925-2000	2286-2366	1922-1979	2285-2343
D Wheelbase	2933	2933	3300	3300
E Front of vehicle to front wheel centre	1012	1012	1012	1012
F Rear of vehicle to rear wheel centre	1028	1028	1028	1028
G Side door entry width	1030	1030	1030	1030
H Side load door entry height	1324	1324	1324	1324
I Rear door/tailgate entry width	1404	1404	1404	1404
J Rear door/tailgate entry height	1347	1706	1347	1706
K Maximum loadspace length (up to bulkhead)	2554	2554	2921	2921
Maximum loadspace length (includes underseat storage)	3037	3037	3404	3404
L Maximum loadspace width	1775	1775	1775	1775
M Loadspace between wheel arches	1351	1351	1351	1351
N Load floor to roof	1406	1778	1406	1778
O Rear door loading height*	511-564	511-564	513-536	513-536
P Maximum loadspace (with bulkhead) (cu.m)	6.0	7.2	6.8	8.3
Loadspace (behind bulkhead) (SAE) (cu.m)	5.7	7.2	6.6	8.2
Loadspace (with bulkhead) (VDA) (cu.m)	5.4	6.6	6.2	7.7
Turning circle (m)				
15" wheels, kerb to kerb/wall to wall	10.9/11.6	10.9/11.6	12.2/12.8	12.2/12.8
16" wheels, kerb to kerb/wall to wall	11.6/12.2	11.6/12.2	12.8/13.4	12.8/13.4
17" wheels, kerb to kerb/wall to wall	11.8/12.3	–	13.0/13.5	–
18" wheels, kerb to kerb/wall to wall	12.1/12.6	–	–	–
Double Cab-in-Van unique measurements				
G Side door entry width	930	n/a	930	n/a
P Maximum loadspace (behind bulkhead) (cu.m)	3.5	n/a	4.4	n/a
Loadspace (behind bulkhead) (SAE) (cu.m)	3.5	n/a	4.3	n/a
Loadspace (behind bulkhead) (VDA) (cu.m)	3.2	n/a	4.0	n/a
Q Maximum loadspace length	1577	n/a	1944	n/a
R Usable load length at 1.2m height	1505	n/a	1872	n/a

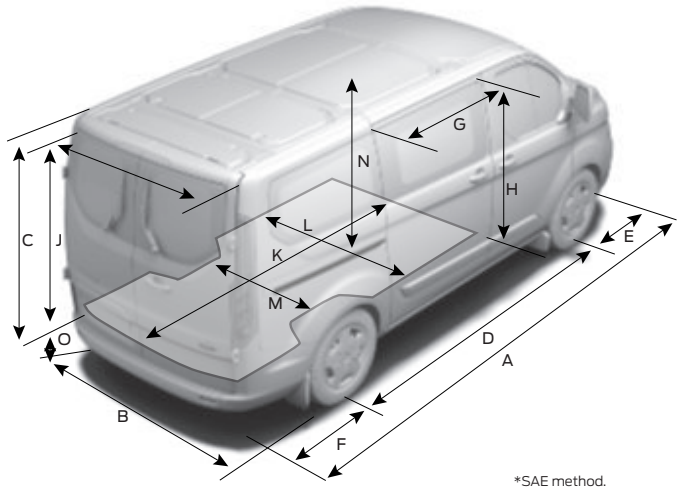

Van



Double Cab-in-Van



Kombi



Dimensions (mm)

	L1 H1 Kombi	L1 H2 Kombi	L2 H1 Kombi	L2 H2 Kombi
A Overall length	4973	4973	5340	5340
B Overall width with mirrors	2272	2272	2272	2272
Overall width with folded back mirrors	2080	2080	2080	2080
Overall width without mirrors and handles	1986	1986	1986	1986
C Overall height*	1922-2020	2280-2389	1923-2017	2284-2381
D Wheelbase	2933	2933	3300	3300
E Front of vehicle to front wheel centre	1012	1012	1012	1012
F Rear of vehicle to rear wheel centre	1028	1028	1028	1028
G Side door entry width	930	930	930	930
H Side load door entry height	1292	1292	1292	1292
I Rear door/tailgate entry width	1404	1404	1404	1404
Rear door/tailgate entry width (with rear air conditioning)	1225	1225	1225	1225
J Rear door/tailgate entry height	1297	1660	1297	1660
K Maximum loadspace length (behind second row seat)	1545	1545	1912	1912
Maximum loadspace length (behind third row seats)	687	687	1054	1054
L Maximum loadspace width	1775	1775	1775	1775
M Loadspace between wheel arches	1350	1350	1350	1350
N Load floor to roof	1382	1754	1382	1754
O Loading height*	444-588	444-588	451-581	451-581
P Loadspace (SAE) (cu.m) – 6 seats/9 seats	3.1/1.3	3.8/1.6	3.8/2.0	4.7/2.5
Turning circle (m)				
16" wheels, kerb to kerb/wall to wall	11.6/12.2	11.6/12.2	12.8/13.4	12.8/13.4

L1 = Short wheelbase, **L2** = Long wheelbase, **H1** = Low Roof, **H2** = High Roof. All dimensions (shown in mm) are subject to manufacturing tolerances and refer to minimum specification models and do not include additional equipment. *Height dimensions show the range from minimum to maximum of a fully laden, lowest payload vehicle to unladen highest payload vehicle. These illustrations are for guidance only. **VDA method** This is the method used by the Verband der Automobilindustrie (VDA) in Germany. A VDA figure is determined by filling the loadspace with 'litre' blocks, each measuring 200x100x50 mm. The blocks are then counted, and the numerical result is converted into cubic metres. **SAE Method** This is the method used by Society of Automotive Engineers. An SAE figure is determined by the average of two height, length and width dimensions, multiplied to derive volume in cubic metres. **Maximum load volume** method simply measures the volume of a fine-grained material such as sand or rice which can be deposited into the loadspace.

The test used to establish fuel consumption and CO₂ figures has changed to deliver results that are more representative of real life driving. The Worldwide Harmonised Light Vehicle Test Procedure (WLTP) has replaced the old NEDC test. The Fuel Consumption figures shown are derived from the new WLTP test. However, until 6th April 2020, the CO₂ figure shown will be the NEDC equivalent and this will be used to calculate Vehicle Excise Duty.

The table below shows the fuel consumption (WLTP) and CO₂ emissions (NEDC equivalent) figures for each available engine. These figures may not reflect real life driving results, which will depend upon a number of factors including the accessories fitted, variations in weather, driving styles and vehicle load.

The figures shown are for comparability purposes; only compare fuel consumption and CO₂ figures with other vehicles tested to the same technical procedures.

From 1 September 2017, certain new vehicles will be type-approved using the Worldwide Harmonised Light Vehicle Test Procedure (WLTP), according to (EU) 2017/1151 as last amended, which is a new, more realistic test procedure for measuring fuel consumption and CO₂ emissions. From 1 September 2018 the WLTP will fully replace the New European Drive Cycle (NEDC), which is the current test procedure. During NEDC Phase-out, WLTP fuel consumption and CO₂ emissions are being correlated back to NEDC. There will be some variance to the previous fuel economy and emissions as some elements of the tests have altered i.e., same car might have different reported fuel consumption and CO₂ emissions.

To learn more about the new testing procedures, please visit www.ford.co.uk/owner/resources-and-support/fuel-economy

Van/Double Cab-in-Van Fuel Economy and CO₂ Emissions

	WLTP		Fuel consumption in L/100 km/mpg ⁰⁰⁰			Fuel consumption (weighted, combined) [L/100km]	All Electric Range [km]
	Axle ratio ^o	CO ₂ emissions (g/km) ⁰⁰⁰	Low	High	Combined		
Van & Double Cab-in-Van							
2.0 TDCi Ford EcoBlue 105 PS (77 kW)	4.43/3.26	186-204	7.7-8.2/36.7-34.4	6.1-6.8/46.3-41.5	7.1-7.7/39.8-36.7	n/a	n/a
2.0 TDCi Ford EcoBlue 130 PS (96 kW)	4.43/3.26	182-207	7.4-8.4/38.2-33.6	6.0-6.8/47.1-41.5	6.9-7.9/40.9-35.8	n/a	n/a
2.0 TDCi Ford EcoBlue 130 PS (96 kW) – 6-speed automatic	3.39	210-234	9.5-10.4/29.7-27.2	6.8-7.6/41.5-37.2	8.0-8.9/35.3-31.7	n/a	n/a
2.0 TDCi Ford EcoBlue Hybrid 130 PS (96 kW)	4.43/3.26	182-203	7.5-8.1/37.7-34.9	6.0-6.7/47.1-42.2	6.9-7.7/40.9-36.7	n/a	n/a
2.0 TDCi Ford EcoBlue 170 PS (125 kW)	4.19/3.05	184-209	7.7-8.5/36.7-33.2	6.1-7.0/46.3-40.4	7.0-8.0/40.4-35.3	n/a	n/a
2.0 TDCi Ford EcoBlue 170 PS (125 kW)	4.43/3.26	185-204	7.6-8.2/37.2-34.4	6.1-6.8/46.3-41.5	7.1-7.8/39.8-36.2	n/a	n/a
2.0 TDCi Ford EcoBlue 170 PS (125 kW) – 6-speed automatic	3.39	210-234	9.5-10.4/29.7-27.2	6.8-7.6/41.5-37.2	8.0-8.9/35.3-31.7	n/a	n/a
2.0 TDCi Ford EcoBlue 185 PS (136 kW)	4.19/3.05	186-209	7.8-8.4/36.2-33.6	6.2-7.0/45.6-40.4	7.1-8.0/39.8-35.3	n/a	n/a
2.0 TDCi Ford EcoBlue 185 PS (136 kW)	4.43/3.26	188-204	7.6-8.3/37.2-34.0	6.2-6.8/45.6-41.5	7.2-7.8/39.2-36.2	n/a	n/a
2.0 TDCi Ford EcoBlue 185 PS (136 kW) – 6-speed automatic	3.39	213-234	9.7-10.4/29.1-27.2	6.9-7.6/40.9-37.2	8.1-8.9/34.9-31.7	n/a	n/a
PHEV							
1.0 Plug-in Hybrid 126 PS		67-69	5.6-5.9/50.4-47.9	8.4-8.7/33.6-32.5	9.7-9.9/29.1-28.5	3.0-3.1	66

Note for all EcoBlue engines: Values shown illustrate vehicles fitted with Auto Start-Stop. Auto Start-Stop system reduces CO₂ emissions and fuel consumption by 6 g/km and between 0.2-0.3 L/100 km respectively. ⁰⁰⁰The illustrated axle ratio shown is the one available dependent upon model, GVM payload and engine/transmission combination. ⁰⁰⁰⁰The declared fuel/energy consumptions and CO₂ emissions for Stage 6c (NI) and Stage 6d-TEMP (MI) engines are measured according to the technical requirements and specifications of European Regulations (EC) 715/2007, (EC) 692/2008 and (EU) 2017/1151, as last amended. Fuel consumption and CO₂ emissions may be specified for a vehicle variant and not for a single vehicle. The applied standard test procedure enables a comparison between different vehicle types and different manufacturers. In addition to the fuel efficiency of a vehicle; driving behaviour as well as other non-technical factors are very important in determining a vehicle's fuel/energy consumption and CO₂ emissions.

Full features and specifications (not located in the printed brochure)

To review the full features and specifications, download the digital ebrochure or view the interactive brochure. These can be downloaded from: www.ford.co.uk or scan the QR code.



Kombi M1 Fuel Economy and CO₂ Emissions

Engine	2.0L Ford EcoBlue 105 PS (77kW)	2.0L Ford EcoBlue 130 PS (96kW)	2.0L Ford EcoBlue 130 PS (96kW)	1.0L Ford EcoBoost 126PS (92kW)
Transmission	6-speed manual	6-speed manual	6-speed automatic	1-speed automatic
Available on	Leader	Leader/Trend	Trend	Leader/Trend/Limited
Euro Stage	Stage 6.2 + DPF	Stage 6.2 + DPF	Stage 6.2 + DPF	Euro 6.2
Maximum Power PS (kW)	105PS (77kW)	130PS (96kW)	130PS (96kW)	125PS (92KW)
Torque Nm	310	360	360	355
CO ₂ emissions (WLTP)	180-195	180-197	201-212	72
Combined Fuel Consumption ^{o/o} (WLTP figures with no options)				
Lowest Performing MPG (L/100km) Combined	38.2 (7.4)	37.7(7.5)	34.9(8.1)	–
Highest Performing MPG (L/100km) Combined	40.1 (6.9)	40.1 (6.9)	36.7(7.7)	–
UF weighted Fuel Consumption Overall [l/100km]	–	–	–	3.2
Equivalent All-Electric Range City [km]	–	–	–	66

⁰⁰⁰The declared Fuel/Energy Consumptions, CO₂-Emissions and Electric range are determined according to the technical requirements and specifications of the European Regulations (EC) 715/2007 and (EU) 2017/1151 as last amended. Light Duty Vehicles type-approved using the World Harmonised Light Vehicle Test Procedure (WLTP) have Fuel/Energy Consumptions and CO₂-Emission information for both New European Drive Cycle (NEDC) and WLTP. WLTP is a new, more realistic test procedure for measuring fuel consumption and CO₂ emissions and will fully replace the NEDC latest by end of the year 2020. The applied standard test procedure enables comparison between different vehicle types and different manufacturers. In addition to the fuel efficiency of a car, driving behaviour as well as other non-technical factors play a role in determining a car's fuel/energy consumption, CO₂ emissions and electric range. CO₂ is the main greenhouse gas responsible for global warming. A guide on fuel economy and CO₂ emissions which contains data for all new passenger car models is available at any point of sale free of charge or can be downloaded under <http://carfueldata.dft.gov.uk>

Special vehicle options

	SVO Code	Leader	Trend	Trail	Limited	Active	Sport®
Body							
Omit passenger seat (no pedestal) (not available on Double Cab-in-Van)	A304	○	–	–	–	–	–
High visibility orange seat belts (Single front passenger seat – 4 way driver seat with armrest, 2 way single passenger seat)	A305	○	–	–	–	–	–
High visibility orange seat belts (Dual passenger seat – 4 way driver seat with armrest, fixed dual passenger seat)	A306	○	–	–	–	–	–
High visibility orange seat belts (Delete passenger seat – 4 way driver seat with armrest)	A307	○	–	–	–	–	–
Configurable front parking sensors (includes front fog lights on Leader)	A095	○	○	○	○	○	○
Electrical							
Engine RPM speed control, 1300-3000 rpm (not available with automatic transmission)	A003	○	○	○	○	○	○
Auxiliary fuse panel	A526	○	○	○	○	○	○
Beacon Preparation Pack – Switch and wiring front and rear (includes auxiliary fuse panel (A526) and mini overhead console Single DIN) (not available to order with tachograph)	A606	○	○	○	○	○	○

*SVO paint suffix must be entered at time of ordering. SVO paint includes self-colour (black) bumpers, bodyside mouldings, mirror housings and door handles.

Get the most from your new Ford

We want to help you get the most from your new Ford. And to do that, you need to know how much it is designed to safely carry, both in terms of payload and load volume.

Your Transit Centre can provide professional advice on important specification aspects, and help to find the right van for your budget and business needs.

The Ford Transit Custom is designed to carry cargo – and lots of it.

Choosing a new van is an important decision with lots of factors to be considered. While some aspects, like selecting the most appropriate derivative, identifying the intended primary use and determining load box size are relatively simple, others, such as calculating payload are more complex.

Payload capacity

To calculate payload, you need to know two things: the vehicle's gross vehicle mass (GVM) and its kerb mass.

GVM is the maximum permissible weight of the vehicle when loaded and ready to go – that includes the weight of the vehicle itself, ancillaries, driver and crew (assuming the industry standard weight of 75 kg/person), fluids, fuel tank 90% full (1 litre of diesel = approximately 0.85 kg), optional and aftermarket equipment, and cargo.

For simplicity, Ford Transit models are designated according to their GVM. For example, a 280 has a GVM of c. 2,800 kg; and a 300 has a GVM of c. 3,000 kg.

Kerb mass is the weight of a standard-specification Base series vehicle, including fluids and fuel tank 90% full, but without the driver, crew or cargo.

Payload is the difference between the two.

Gross vehicle mass minus **kerb mass** = **payload**

So to help you choose the right vehicle for your needs, here are some more detailed explanations about the factors that can influence a vehicle's payload. These include, but are not limited to:

Driver and crew

We calculate the weight of the driver and crew based on the industry-standard weight of 75 kg/person. Remember that the driver and crew are not included in the kerb mass figure, so when a driver or crew boards the vehicle, its payload will be reduced accordingly.

Factory-fitted options

Most factory-fitted options will affect a vehicle's payload. For example, air conditioning can add approximately 18 kg to a vehicle's weight, and therefore reduce its payload accordingly.

However, specifying a single front passenger seat in lieu of the standard dual seat will reduce the vehicle's weight by approximately 12 kg, and increase its payload by the same amount. Your Transit Centre will be able to tell you what features can add or reduce your vehicle's kerb mass and by how much.

Series

All kerb masses quoted in this brochure are for standardspecification Base series models, unless otherwise stated. Trend, Limited and Sport series models will generally weigh more than Base series due to the increased level of features and equipment.

Manufacturing tolerances

Variations in manufacturing and production processes mean that no two vehicles are likely to weigh exactly the same.

Accessories and aftermarket conversions

It is important to think carefully about what you add to your vehicle after you take delivery. Any accessories fitted or aftermarket conversions to the vehicle may adversely affect its payload. Please speak to your Transit Centre for more information and advice.

If payload is critical to your business, or if you plan to carry cargo at, or close to, the vehicle's maximum capacity, your Transit Centre can help. Using their specialist expertise and knowledge, they can advise you on the exact specification of vehicle required to meet your individual business needs.

Configure your van to suit your job

Ford Commercial Vehicles are available with a wide range of standard and optional features. Your Transit Centre can help you ensure that you specify the right vehicle features for your specific business needs, including technical items to aid aftermarket fitment of specialist equipment or conversion.

Note Technical information for vehicle converters can be found online via the Body and Equipment Mounting Manual @etis.ford.com go to >information >>vehicle conversions

Weights and loads

	Max gross payload (excluding driver/ passengers) (kg)	Gross vehicle mass (kg)	Min kerb mass (excluding driver/ passengers) (kg)	Front axle plated mass (kg)	Rear axle plated mass (kg)
Van (3 Seats)					
260 L1 H1 with manual transmission	686	2600	1914	1575	1415
280 L1 H1 with manual transmission	813-886	2800	1914-1986	1575	1415
280 L1 H1 with automatic transmission	765-791	2800	2008-2034	1575	1415
290 L1 H1 with manual transmission – Sport	916	2900	1983	1550	1575
290 L2 H1 with manual transmission – Sport	863	2900	2036	1575	1575
300 L1 H1 with manual transmission	1008-1085	3000	1914-1991	1575	1590
300 L1 H1 with manual transmission – EcoBlue Hybrid	1058	3000	1941	1575	1590
300 L1 H1 with automatic transmission	960-991	3000	2008-2039	1575	1590
300 L2 H1 with manual transmission	955-1032	3000	1967-2044	1675	1590
300 L2 H1 with manual transmission – EcoBlue Hybrid	1005	3000	1994	1675	1590
300 L2 H1 with automatic transmission	907-938	3000	2061-2092	1675	1590
320 L1 H1 with manual transmission	1170-1232	3200	1967-2029	1625	1725
320 L1 H1 with manual transmission – EcoBlue Hybrid	1222	3200	1977	1625	1725
320 L1 H1 with automatic transmission	1175-1201	3200	1998-2024	1625	1725
320 L2 H1 with manual transmission	1170-1232	3200	1967-2029	1725	1725
320 L2 H1 with manual transmission – EcoBlue Hybrid	1169	3200	2030	1725	1725
320 L2 H1 with automatic transmission	1122-1148	3200	2051-2077	1725	1725
320 L2 H1 with automatic transmission – Sport	1113	3200	2087	1725	1640
340 L1 H1 with manual transmission	1397-1459	3400	1940-2002	1625	2015
340 L1 H1 with manual transmission – EcoBlue Hybrid	1370	3400	2029	1625	2015
340 L1 H1 with automatic transmission	1349-1375	3400	2024-2050	1625	2015
340 L1 H1 with automatic transmission – Plug-in Hybrid	1153-1195	3400	2204-2246	1750	2015
340 L2 H1 with manual transmission	1344-1406	3400	1993-2055	1750	2015
340 L2 H1 with manual transmission – EcoBlue Hybrid	1317-1343	3400	2056-2082	1750	2015
340 L2 H1 with automatic transmission	1296-1322	3400	2077-2103	1750	2015

Double Cab-in-Van (6 Seats*)	Max gross payload (excluding driver/ passengers) (kg)	Gross vehicle mass (kg)	Min kerb mass (excluding driver/ passengers) (kg)	Front axle plated mass (kg)	Rear axle plated mass (kg)
280 L1 H1 with manual transmission	772-775	2800	2024-2027	1575	1415
300 L1 H1 with manual transmission	889-962	3000	2037-2110	1575	1590
300 L1 H1 with automatic transmission	841	3000	2158	1575	1590
300 L2 H1 with manual transmission	840-901	3000	2098-2159	1675	1590
300 L2 H1 with automatic transmission	799	3000	2200	1675	1590
320 L1 H1 with manual transmission	1084-1162	3200	2037-2115	1625	1725
320 L1 H1 with manual transmission – EcoBlue Hybrid	1072-1133	3200	2066-2127	1625	1725
320 L1 H1 with automatic transmission	1036-1051	3200	2148-2163	1625	1725
320 L1 H1 with manual transmission – Sport	1102	3200	2098	1625	1725
320 L1 H1 with automatic transmission – Sport	1054	3200	2146	1625	1725
320 L2 H1 with manual transmission	1045-1108	3200	2091-2154	1725	1725
320 L2 H1 with automatic transmission	997	3200	2202	1725	1725

L1 = Short wheelbase, **L2** = Long wheelbase, **H1** = Low Roof. Figures apply to Low Roof vehicles unless otherwise stated. For High Roof option vehicles, kerb mass is increased and payload reduced. Kerb mass is affected by many factors such as bodystyles, engines and options. It is the weight of a standard-specification base series vehicle (different series will have different kerb masses), including fluids and fuel tank 90% full, but without the driver (75kg), crew or cargo. Payload within this guide is the difference between gross vehicle mass (GVM) and kerb mass with a further 75kg deduction for the weight of the driver. It must be noted that actual weight will always be subject to manufacturing tolerances which may result in payload variations between this guide and actual weight. For customers intending to load vehicle close to maximum payload, **we suggest you also add a margin for error of 5% of Kerb Mass to the Kerb Mass figure before calculation, to reduce risk of overloading.** *280 DCIV, 300L2 DCIV Limited and 310 DCIV Sport Van are only available with single front passenger seat, so maximum 5 seats. NB: It is the responsibility of the vehicle operator to ensure their vehicles are legally compliant for road use.

Weights and loads

	Max gross payload (excluding driver/ passengers) (kg)	Gross vehicle mass (kg)	Min kerb mass (excluding driver/ passengers) (kg)	Front axle plated mass (kg)	Rear axle plated mass (kg)
Kombi M1 (8-9 Seats)					
320 L1 H1 with manual transmission	1001-1010	3190	2179-2188	1625	1725
320 L1 H1 with automatic transmission	1003	3240	2236	1675	1725
320 L2 H1 with manual transmission	952-961	3190	2228-2237	1725	1725
320 L2 H1 with automatic transmission	954	3240	2285	1725	1725
340 L1 H1 with manual transmission	1199-1206	3400	2194-2201	1625	2015
340 L2 H1 with manual transmission	1136	3400	2263	1750	2015
340 L2 H1 automatic transmission	1104	3400	2296	1750	2015

L1 = Short wheelbase, **L2** = Long wheelbase, **H1** = Low Roof. Figures apply to Low Roof vehicles unless otherwise stated. For High Roof option vehicles, kerb mass is increased and payload reduced. Kerb mass is affected by many factors such as bodystyles, engines and options. It is the weight of a standard-specification base series vehicle (different series will have different kerb masses), including fluids and fuel tank 90% full, but without the driver (75kg), crew or cargo. Payload within this guide is the difference between gross vehicle mass (GVM) and kerb mass with a further 75kg deduction for the weight of the driver. It must be noted that actual weight will always be subject to manufacturing tolerances which may result in payload variations between this guide and actual weight. For customers intending to load vehicle close to maximum payload, **we suggest you also add a margin for error of 5% of Kerb Mass to the Kerb Mass figure before calculation, to reduce risk of overloading.** NB: It is the responsibility of the vehicle operator to ensure their vehicles are legally compliant for road use.

Max. GTM (kg)

	Axle ratio ^{ºº}	260	280	290	300**	310	320**	340
Van/Double Cab-in-Van/Kombi								
2.0 TDCi Ford EcoBlue 105 PS (77 kW)	4.43	5040	5040	–	5040	–	5040	–
2.0 TDCi Ford EcoBlue 130 PS (96 kW)	4.43	–	5240	–	5240	–	5240	5365
2.0 TDCi Ford EcoBlue 130 PS (96 kW) Auto	3.39	–	3800	–	4000	–	4200	4365
2.0 TDCi Ford EcoBlue 130 PS (96 kW) mHEV	4.43	–	–	–	5240	–	–	5365
2.0 TDCi Ford EcoBlue 170 PS (125 kW)	4.19	–	5240	–	5240	–	5240	–
2.0 TDCi Ford EcoBlue 170 PS (125 kW)	4.43	–	–	–	–	–	–	5365
2.0 TDCi Ford EcoBlue 170 PS (125 kW) Auto	3.39	–	3800	–	4000	–	4200	4365
2.0 TDCi Ford EcoBlue 185 PS (125 kW)	4.43	–	–	5240	–	5365	–	–
2.0 TDCi Ford EcoBlue 185 PS (125 kW) Auto	3.39	–	–	3900	–	4140	–	–

Note: All engines are Stage 6 unless stated and include coated diesel particulate filter (cDPF). ^{ºº}The illustrated axle ratio shown is the one available dependent upon model, GVM payload and engine combination. **ECONetic series and vehicles fitted with optional rear air suspension are not suitable for towing and therefore have no trailer plate value. Maximum unbraked trailer mass is 750kg.

Max. Braked Trailer Plate (kg)

	Axle ratio ^{ºº}	260	280	290	300**	310	320**	340
L1 Van/Double Cab-in-Van								
2.0 TDCi Ford EcoBlue 105 PS (77 kW)	4.43	2500	2800	–	2500	–	2500	–
2.0 TDCi Ford EcoBlue 130 PS (96 kW)	4.43	–	2500	–	2500	–	2500	2500
2.0 TDCi Ford EcoBlue 130 PS (96 kW) Auto	3.39	–	1500/ 1550	–	1700/ 1750	–	1900/ 1950	2050
2.0 TDCi Ford EcoBlue 130 PS (96 kW) mHEV	4.43	–	–	–	2500	–	–	2500
2.0 TDCi Ford EcoBlue 170 PS (125 kW) – 340GVM	4.43	–	–	–	–	–	–	2500
2.0 TDCi Ford EcoBlue 170 PS (125 kW) – All except 340GVM	4.19	–	2500	–	2500	–	2500	–
2.0 TDCi Ford EcoBlue 170 PS (125 kW) Auto	3.39	–	1500	–	1700	–	1900	2050
2.0 TDCi Ford EcoBlue 185 PS (136 kW)	4.43	–	–	–	–	–		TBC
2.0 TDCi Ford EcoBlue 185 PS (136 kW) Auto	3.39						1850	TBC
2.0 TDCi Ford EcoBlue 185 PS (136 kW) Sport Manual	4.43	–	–	2500	–	2500	–	–
2.0 TDCi Ford EcoBlue 185 PS (136 kW) Sport Auto	3.39	–	–	1600	–	1800	–	–
L2 Van/Double Cab-in-Van								
2.0 TDCi Ford EcoBlue 105 PS (77 kW)	4.43	–	–	–	2700/ 2800	–	2700/ 2800	–
2.0 TDCi Ford EcoBlue 130 PS (96 kW)	4.43	–	–	–	2800	–	2800	–
2.0 TDCi Ford EcoBlue 130 PS (96 kW) Auto	3.39	–	–	–	1550/ 1650	–	1750/ 1850	2000
2.0L TDCi Ford EcoBlue 130 PS (96 kW) mHEV	4.43	–	–	–	2800	–	–	2500/ 2800
2.0 TDCi Ford EcoBlue 170 PS (125 kW) – 340GVM	4.43	–	–	–	–	–	–	2800
2.0 TDCi Ford EcoBlue 170 PS (125 kW) – All Except 340GVM	4.19	–	–	–	2800	–	2800	–
2.0 TDCi Ford EcoBlue 170 PS (125 kW) Auto	3.39	–	–	–	1650	–	1850	–
2.0 TDCi Ford EcoBlue 185 PS (136 kW)	4.19	–	–	–	–	–	–	–
2.0 TDCi Ford EcoBlue 185 PS (136 kW) Auto	3.39	–	–	–	–	–	–	–
2.0 TDCi Ford EcoBlue 185 PS (136 kW) Sport Manual	4.43	–	–	2800	–	–	2800	–
2.0 TDCi Ford EcoBlue 185 PS (136 kW) Sport Auto*	3.39	–	–	–	–	–	1800	–

	Axle ratio ^{ºº}	260	280	290	300**	310	320**	340
L1 Kombi M1								
2.0 TDCi Ford EcoBlue 105 PS (77 kW)	4.43	–	–	–	–	–	2200	–
2.0 TDCi Ford EcoBlue 130 PS (96 kW)	4.43	–	–	–	–	–	2200	2300
2.0 TDCi Ford EcoBlue 130 PS (96 kW) Auto	3.39	–	–	–	–	–	1150	–
2.0 TDCi Ford EcoBlue 170 PS (125 kW)	4.49	–	–	–	–	–	2150/ 2200	2250/ 2300
2.0 TDCi Ford EcoBlue 170 PS (125 kW) Auto	3.39	–	–	–	–	–	–	TBC
L2 Kombi M1								
2.0 TDCi Ford EcoBlue 105 PS (77 kW)	4.43	–	–	–	–	–	1950	–
2.0 TDCi Ford EcoBlue 130 PS (96 kW)	4.43	–	–	–	–	–	2100	2200
2.0 TDCi Ford EcoBlue 130 PS (96 kW) Auto	3.39	–	–	–	–	–	1100	1150
2.0 TDCi Ford EcoBlue 170 PS (125 kW)	4.49	–	–	–	–	–	2100	2200
2.0 TDCi Ford EcoBlue 170 PS (125 kW) Auto	3.39	–	–	–	–	–	1100	1150

Note: All engines are Stage 6 unless stated and include coated diesel particulate filter (cDPF). ^{ºº}The illustrated axle ratio shown is the one available dependent upon model, GVM payload and engine combination. Max trailer plate may vary depending on differences in equipment levels e.g. Base to Trend, figures shown here are for lowest available equipment level. Consult your Ford Transit Centre for more information. *Van only. **Vehicles fitted with optional rear air suspension and PHEV are not suitable for towing and therefore have no trailer plate value. Maximum unbraked trailer mass is 750kg.

Model availability

	260L1 H1/ H2	280L1 H1/ H2	290L1 H1	290L2 H1	300L1 H1/ H2	300L2 H1/ H2	310L1 H1	310L2 H1	320L1 H1/ H2	320L2 H1/ H2	340L1 H1/ H2	340L2 H1/ H2
Van												
1.0 Ford EcoBoost 126PS PHEV (H1 only)											●	
2.0 TDCi Ford EcoBlue 105 PS (77 kW)	●	●	–	–	●	●	–	–	●	●	–	–
2.0 TDCi Ford EcoBlue 130 PS (96 kW)	–	●	–	–	●	●	–	–	●	●	●	●
2.0 TDCi Ford EcoBlue 130 PS (96 kW) 6-speed automatic	–	●	–	–	●	●	–	–	●	●	●	●
2.0 TDCi Ford EcoBlue 130 PS (96 kW) mHEV	–	–	–	–	–	–	–	–	●	–	●	–
2.0 TDCi Ford EcoBlue 170 PS (125 kW)	–	●	–	–	●	●	–	–	●	●	●	●
2.0 TDCi Ford EcoBlue 170 PS (125 kW) 6-speed automatic	–	●	–	–	●	●	–	–	●	●	●	●
2.0 TDCi Ford EcoBlue 185 PS (125 kW)	–	●	–	–	●	●	–	–	●	●	–	–
2.0 TDCi Ford EcoBlue 185 PS (125 kW) 6-speed automatic	–	●	–	–	●	●	–	–	●	●	–	–
Double Cab-in-Van (not available with High Roof)												
2.0 TDCi Ford EcoBlue 105 PS (77 kW)	–	●	–	–	●	●	–	–	●	●	–	–
2.0 TDCi Ford EcoBlue 130 PS (96 kW)	–	●	–	–	●	●	–	–	●	●	●	●
2.0 TDCi Ford EcoBlue 130 PS (96 kW) 6-speed automatic	–	–	–	–	●	●	–	–	●	●	●	●
2.0 TDCi Ford EcoBlue 130 PS (96 kW) mHEV	–	–	–	–	–	–	–	–	●	–	●	–
2.0 TDCi Ford EcoBlue 170 PS (125 kW)	–	–	–	–	●	●	–	–	●	●	●	–
2.0 TDCi Ford EcoBlue 170 PS (125 kW) 6-speed automatic	–	–	–	–	●	●	–	–	●	●	●	–
2.0 TDCi Ford EcoBlue 185 PS (125 kW)	–	–	–	–	–	–	–	–	●	●	–	–
2.0 TDCi Ford EcoBlue 185 PS (125 kW) 6-speed automatic	–	–	–	–	–	–	–	–	●	●	–	–

Note: ● = Available, – = Not available. **L1** = Short wheelbase, **L2** = Long wheelbase, **H1** = Low Roof, **H2** = High Roof. All engines are Stage 6 with 6-speed manual transmission unless otherwise stated.

Model availability

	320 L1 H1/ H2	320 L2 H1/ H2	340 L1 H1/ H2	340 L2 H1/ H2
Kombi M1				
2.0 TDCi Ford EcoBlue 105 PS (77 kW)	●	●	–	–
2.0 TDCi Ford EcoBlue 130 PS (96 kW)	●	●	●	●
2.0 TDCi Ford EcoBlue 130 PS (96 kW) 6-speed automatic	●	●	–	●
1.0 Ford Ecoboost 126 PS PHEV (L1/H1 only)	●			

Note: ● = Available, – = Not available. **L1** = Short wheelbase, **L2** = Long wheelbase, **H1** = Low Roof, **H2** = High Roof.

Style and appearance

	Leader	Trend	Trail	Limited	Active	Sport
Wheels						
Steel – 15"x6½" (Fitted with 215/65 R15 BSW tyres)* (standard for 260, 280, 300 series) (not available with automatic transmission) (Van and DCiV only)	●	●	–	–	–	–
Steel – 16"x6½" (Fitted with 215/65 R16 BSW tyres)* (standard on 320 and 340 series or if specified with automatic transmission)	●	●	–	–	–	–
Alloy – 16"x6½" 5x2-spoke, Sparkle Silver finish (Fitted with 215/65 R16 BSW tyres)* (includes locking wheel nuts)	–	○	–	●	–	–
Alloy – 16" 10 spoke alloy wheel. Contains locking wheel lug nut (Fitted with 215/65 R16 C109T BSW tyre)	–	–	●	–	–	–
Alloy – 17" 5 spoke alloy machine wheel. Contains locking wheel lug nut (Fitted with 215/60 R17C 109/107T tyre)	–	–	–	–	●	–
Alloy – 17"x7" 5x2-spoke, Bright/Machined Black finish (Fitted with 215/60 R17 BSW tyres)* (includes locking wheel nuts) (standard on Van 310 L1 and 320 L2)	–	–	–	–	–	●
Alloy – 18"x7½" 10-spoke, Sparkle Silver finish (Fitted with 235/50 R18 101L1 tyres)* (includes locking wheel nuts) (Standard on 290 Sport Van only)	–	–	–	–	–	●
Wheel covers – Half caps	●	–	–	–	–	–
Wheel covers – Full	–	●	–	–	–	–
Spare – Full-size steel with tool kit (exc. ECOnetic)	●	●	●	●	–	–
Spare – Mini steel with tool kit (standard only on 290S)	–	–	–	–	●	●
Tyre inflator kit (included with delete spare wheel option) Not available on PHEV	□	□	□	□	□	□
Delete spare wheel (on DCiV not available on Sport)	○	○	○	○	○	–/○

● = Standard, ○ = Option, at extra cost, □ = Part of an option pack, at extra cost. *Not available on Kombi M1.
*The wheel you choose will be fitted with the tyre size noted, but no choice of tyre brand is available. *Not available on Kombi M1. ** Ford Emergency Assistance is an innovative SYNC feature that uses a Bluetooth®-paired and connected mobile phone to help vehicle occupants initiate a direct call to the local Communications Centre, following a vehicle crash event involving an airbag deployment or fuel pump shut off. The feature operates in more than 40 European countries and regions. **Note:** The Bluetooth® trademark and logos are owned by the Bluetooth SIG, Inc. and any use of such marks by Ford Motor Company Limited is under licence. Other trademarks and trade names are those of their respective owners.

Style and appearance

	Leader	Trend	Trail	Limited	Active	Sport
Design Features						
Bodyside mouldings – Body colour	–	–	–	●	–	●
Front bumper – Body colour	–	●	–	●	–	●
Rear bumper – Body colour	–	–	–	●	–	●
Door handles – Body colour	–	–	●	●	●	●
Tailgate/cargo door handle – Body colour	–	–	●	●	●	●
Sport Styling kit – Body colour front lower bumper skirt, side skirts, rear bumper skirt corners and front and rear wheel arch extensions, unique front fog light bezel plus twin stripes on bonnet and rear doors	–	–	–	–	–	●
Rear privacy glass (Van only)	○	○	○	○	○	○
Rear privacy glass (Double Cab-in-Van and Kombi only)	○	●	●	●	●	●
Headlining – Cab, moulded (Van only)	●	●	●	●	●	●
Headlining – Extended, moulded (Double Cab-in-Van only)	●	●	●	●	●	●
Headlining – Full length, moulded (Kombi only)	●	●	–	–	–	–
Front grille – 3 bar mould in colour	●	●	–	–	–	–
Front grille – Unique Trail front grille with FORD lettering	–	–	●	–	–	–
Front Grille – Colour keyed front grille with Satin nickel insert	–	–	–	–	●	–
Front grille – 3 bar mould in colour with gloss black fins	–	–	–	–	–	●
Front grille – 3 bar mould in colour with chrome surround	–	–	–	●	–	–
Paint						
Paint – Solid	●	●	●	●	●	●
Paint – Metallic	○	○	○	○	○	○

● = Standard, ○ = Option, at extra cost, □ = Part of an option pack, at extra cost. *Not available on Kombi M1.
*The wheel you choose will be fitted with the tyre size noted, but no choice of tyre brand is available. *Not available on Kombi M1. ** Ford Emergency Assistance is an innovative SYNC feature that uses a Bluetooth®-paired and connected mobile phone to help vehicle occupants initiate a direct call to the local Communications Centre, following a vehicle crash event involving an airbag deployment or fuel pump shut off. The feature operates in more than 40 European countries and regions. **Note:** The Bluetooth® trademark and logos are owned by the Bluetooth SIG, Inc. and any use of such marks by Ford Motor Company Limited is under licence. Other trademarks and trade names are those of their respective owners.

Driving Experience

	Leader	Trend	Trail	Limited	Active	Sport
Driver Assistance						
Speed Limiter – 62 mph (100 km/h)	○	○	○	○	○	○
Speed Limiter – 70 mph (110 km/h)	○	○	○	○	○	○
Speed Limiter – 75 mph (120 km/h) (Plug-in Hybrid only)	● /–	● /–	–	● /–	–	–
Trailer Sway Control (TSC) ¹⁾ (activated with Ford trailer tow attachments)(280 L1 DCiV, 290 L2 Sport, or 310 Sport with auto transmission)) Not available on PHEV	○	○	○	○	○	○
Blind Spot Information System with Cross Traffic Alert ²⁾ Not available on PHEV	○	○	○	○	○	○
Lane-Keeping Alert ²⁾ (includes Driver Impairment Monitor ²⁾ and Auto High Beam Assist ¹⁾ , mid-series instrument cluster, leather-trimmed steering wheel and Quickclear heated windscreen)	○ / □	○ / □	○ / □	○ / □	○ / □	●
Cruise control ²⁾ (includes leather-trimmed steering wheel and Adjustable Speed Limiter ²⁾)	○	●	●	●	●	●
Adaptive Cruise Control ²⁾ (includes Lane Keeping Aid, Pre-Collision Assist ¹⁾ , front and rear parking sensors, leather-trimmed steering wheel and Adjustable Speed Limiter) Not available on PHEV	○	○	○	○	○	○
Intelligent Adaptive Cruise Control (includes Traffic Sign Recognition and Pre-Collision Assist) with leather-trimmed steering wheel) (only available as part of optional ICE Pack 25)	□	□	□	□	□	□
Parking distance sensors – Front and rear	○	●	●	●	●	●
Hill Start Assist (HSA) ²⁾	●	●	●	●	●	●
Gear Shift Indicator	●	●	●	●	●	●
Exterior Lighting						
Headlights – Halogen reflector headlights with daytime running lights	●	–	–	–	–	–
Headlights – Halogen projector headlights with LED daytime running lights and static cornering fog lights	○	●	●	●	●	●
Headlights – Bi-Xenon headlights with LED daytime running lights and static bending headlights	–	○	○	○	○	○
Headlights – Automatic on/off (includes autowipers)	□	●	●	●	●	●
Headlights – Courtesy delay, 30 seconds duration	●	●	●	●	●	●
Door mirrors – Blind spot eliminator and integrated side indicator	●	●	●	●	●	●
Suspension						
Front, independent MacPherson struts, variable rate coil springs, stabiliser bar and gas-pressurised shock absorbers	●	●	●	●	●	●
Rear, leaf springs and gas-pressurised shock absorbers	●	●	●	●	●	●
Rear air suspension (only available on Kombi M1 320 L2 series with EU6.2 engines and manual transmission – GVM restricted to 3,175 kg)	○	○	–	–	–	–
Instruments and Controls						
Tyre Pressure Monitoring System (TPMS) ¹⁾ (standard on Kombi M1 and Sport)	● / ○	● / ○	○	○	○	●
Tachograph – Digital, electronic, 24-hour (not available with automatic transmission)	○	○	○	○	○	○
Option Packs						
Rear-view camera – Includes front and rear parking distance sensors	○ / □	○ / □	○ / □	○ / □	○ / □	●
Visibility Pack Low – Quickclear heated windscreen, washer fluid sensor and electrically-operated and heated door mirrors	○ / ●	–	–	–	–	–
Visibility Pack Premium – Lane-Keeping Alert (including auto high beam and Driver Alert) and rear-view camera	–	○	○	○	○	●

● = Standard, ○ = Option, at extra cost. □ = Part of an option pack, at extra cost.
¹⁾Safety feature, ²⁾Driver assistance feature.

Performance and efficiency

	Leader	Trend	Trail	Limited	Active	Sport
Engine						
2.0 TDCi Ford EcoBlue (105 PS (77 kW))	●	●	-	-	-	-
2.0 TDCi Ford EcoBlue (130 PS (96 kW))	●	●	●	●	●	-
2.0 TDCi Ford EcoBlue (130 PS (96 kW)) – 6-speed Automatic Transmission	-	●	-	●	●	-
2.0 TDCi Ford EcoBlue (170 PS (125 kW))	●	●	●	●	●	-
2.0 TDCi Ford EcoBlue (170 PS (125 kW)) – 6-speed Automatic Transmission	-	●	-	●	●	-
2.0 TDCi Ford EcoBlue (185 PS (136 kW))	-	-	-	●	-	●
2.0 TDCi Ford EcoBlue (185 PS (136 kW)) – 6-speed automatic	-	-	-	●	-	●
1.0 Plug-in Hybrid (126 PS (92 kW)) – 1-speed automatic	●	●	-	●	-	-
Fuel tank – 70 litres	●	●	●	●	●	●
Pressurised fuel tank – 54 litres (Plug-in Hybrid only)	●	●	-	●	-	-
Urea aftertreatment system – 21 litre tank	●	●	-	●	-	●
Instruments and Controls						
Ford Eco Mode driver information system	●	●	●	●	●	●
Trip computer (distance to empty, instant and average fuel consumption, average speed, outside temperature)	●	●	●	●	●	●
Technology						
Auto-Start-Stop system (not available with Plug-in Hybrid engine)	●	●	●	●	●	●
Acceleration control (standard on ECOnetic)	● / ○	○	○	○	○	○
Water in fuel filter sensor	●	●	●	●	●	●

● = Standard, ○ = Option, at extra cost.

Comfort and Convenience

	Leader	Trend	Trail	Limited	Active	Sport
Interior Convenience						
Header mounted package tray (High roof Van only)	●	●	●	●	●	-
Glovebox – With lid and A4 file storage capability	●	-	-	-	-	-
Glovebox – Lockable	-	●	●	●	●	●
Sunblinds – Rear doors (Double Cab-in-Van only)	-	-	-	○	○	○
Bottle holder – Twin, 2-litre bottle capacity, facia-mounted	●	●	●	●	●	●
Storage – Front door map pockets	●	●	●	●	●	●
Storage – Driver's side, storage compartment on facia top	●	●	●	●	●	●
Storage – Underseat stowage compartment (dual passenger seat only)	●	●	●	●	●	●
Audio and Communication Systems						
Audio – Pre-equipment pack (ICE Pack 30) Not available on PHEV	○	-	-	-	-	-
Connected Radio with DAB/AM/FM, 4.2" TFT display, Bluetooth®, USB connectivity port with iPod® functionality, remote audio controls, with four front speakers (two woofers and two tweeters) (Kombi M1 gets six speakers, two full range, two woofers and two tweeters) (ICE Pack 17)	●	-	-	-	-	-
SYNC 3 Radio with DAB/AM/FM, SYNC (includes Emergency Assistance*) with Bluetooth®, Voice Control System, AppLink, audible text messaging and privacy mode, 8" touchscreen display, integrated control panel, remote audio controls, USB connectivity port with iPod® functionality four speakers (two woofers and two tweeters) (Kombi M1 gets six speakers, two full range, two woofers and two tweeters) (ICE Pack 21)	○	●	●	●	●	●
SYNC 3 Radio/Navigation system with DAB/AM/FM, SYNC (includes Emergency Assistance*) with Bluetooth®, Voice Control System, AppLink, audible text messaging and privacy mode, 8" touchscreen display, extended integrated control panel, USB connectivity port with iPod® functionality, remote audio controls, four front speakers (two woofers and two tweeters) (Kombi M1 gets six speakers, two full range, two woofers and two tweeters) (ICE Pack 24)	○	○	○	○	○	○
AM/FM Radio with DAB, embedded navigation, Intelligent Adaptive Cruise Control with Traffic Sign Recognition, Ford SYNC 3 (includes Emergency Assistance*) with Bluetooth®, Voice Control System, AppLink, audible text messaging and privacy mode, 8" touchscreen display, extended integrated control panel, FordPass Connect modem, GNSS antenna (fin antenna), two USB connectivity ports with iPod® functionality, remote audio controls, six speakers (ICE Pack 25) Not available on PHEV	○	○	○	○	○	○
Climate Control						
Air conditioning – Front (Standard on PHEV)	○	○	●	●	●	●
Air conditioning – Front and Rear (Kombi M1 only)	○	○	-	-	-	-
Heater – Rear compartment, water (Kombi M1 only)	○ / □	○ / □	-	-	-	-
Heater – Positive Thermal Co-efficient (PTC)	●	●	●	●	●	●
Interior Lighting						
Courtesy lights – Header-mounted, front with theatre dimming	●	-	-	-	-	-
Courtesy lights – Header-mounted, front map lights	-	●	●	●	●	●
Courtesy lights – Footwell illumination (side load door only) (not available on Leader Van)	●	●	●	●	●	●
Courtesy lights – Rear seat courtesy lights with theatre dimming (Kombi M1, and Double Cab-in-Van only)	●	●	●	●	●	●
Loadspace compartment lights	●	●	●	●	●	●
Loadspace compartment lights – LED (Van and Double Cab-in-Van only)	○	○	○	●	●	●

● = Standard, ○ = Option, at extra cost, □ = Part of an option pack, at extra cost.
*Ford Emergency Assistance is an innovative SYNC feature that uses a Bluetooth®-paired and connected mobile phone to help vehicle occupants initiate a direct call to the local Communications Centre, following a vehicle crash event involving an airbag deployment or fuel pump shut off. The feature operates in more than 40 European countries and regions. **Note:** The Bluetooth® trademark and logos are owned by the Bluetooth SIG, Inc. and any use of such marks by Ford Motor Company Limited is under licence. Other trademarks and trade names are those of their respective owners.

Comfort and Convenience

	Leader	Trend	Trail	Limited	Active	Sport
Seating						
Driver's seat – 8-way (fore/aft; recline; height; and tilt) with armrest	●	–	–	–	–	–
Driver's seat – 8-way (fore/aft; recline; height and tilt) with armrest (Van only)	–	–	–	○	–	●
Driver's seat – 8-way (fore/aft; recline; height and tilt) with armrest and heated seats (Van only)	–	○	–	–	–	–
Driver's seat – 8-way (fore/aft; recline; height and tilt) with lumbar and armrest	○	●	–	○	–	–
Driver's seat – 8-way heated (fore/aft; recline; height and tilt) with lumbar and armrest	○	○	–	●	–	–
Driver's seat – Power 8-way heated (fore/aft; recline; height and tilt) with lumbar and armrest	–	–	–	○	–	○
Front passenger's seat – Single, 4-way (fore/aft and recline)	○	–	–	–	–	–
Front passenger's seat – Single, 4-way heated (fore/aft and recline)	○	–	–	–	–	–
Front passenger's seat – Single, 8-way heated (fore/aft; recline; height and tilt) – Van	○	○	–	○	–	○
Front passenger's seat – Single, 8-way heated (fore/aft; recline; height and tilt) – Kombi M1 and Double-Cab-in-Van (standard on L1 280 DCiV Leader and Trend, L2 300 DCiV Limited and DCiV Sport)	○ / ●	○ / ●	–	○ / ●	–	●
Front passenger's seat – Dual, fixed back with split lift-up seat cushion for stowage (not available on 280 DCiV)	●	○	–	–	–	–
Front passenger's seat – Dual, fixed back with split lift-up seat cushion for stowage, fold out table (not available on 280 DCiV)	–	●	–	–	–	–
Front passenger's seat – Dual, heated fixed back with split lift-up seat cushion for stowage, fold out table (not available on 280 DCiV Leader and Trend, L2 300 DCiV Limited and DCiV Sport)	○ / –	○ / –	–	● / –	–	● / –
Rear seats – Second row; triple wide seats (2+1), foldable and detachable (Kombi M1 only)	●	●	–	–	–	–
Rear seats – Second row; 3-passenger bench with underseat stowage (Double Cab-in-Van only)	●	●	–	●	–	●
Rear seats – Third row; triple wide seats (2+1), foldable and detachable (Kombi M1 only)	●	●	–	–	–	–
Rear seats – Third row, delete (Kombi M1 only)	○	○	–	–	–	–
Rear seats – Second and third row, delete (Kombi M1 only)	○	○	–	–	–	–
Rear seats – Recline and second row armrests (Kombi M1 only)	–	○	–	–	–	–

● = Standard, ○ = Option, at extra cost, □ = Part of an option pack, at extra cost.
*Ford Emergency Assistance is an innovative SYNC feature that uses a Bluetooth®-paired and connected mobile phone to help vehicle occupants initiate a direct call to the local Communications Centre, following a vehicle crash event involving an airbag deployment or fuel pump shut off. The feature operates in more than 40 European countries and regions. **Note:** The Bluetooth® trademark and logos are owned by the Bluetooth SIG, Inc. and any use of such marks by Ford Motor Company Limited is under licence. Other trademarks and trade names are those of their respective owners.

Comfort and Convenience

	Leader	Trend	Trail	Limited	Active	Sport
Instruments and Controls						
Steering column – Rake- and reach-adjustable	●	●	●	●	●	●
Door mirrors – Manual adjust	●	–	–	–	–	–
Door mirrors – Power-foldable, electrically-operated and heated	○ / □	●	●	●	●	●
Door mirrors – Body colour caps	–	●	●	●	●	●
Wipers – Front, variable/intermittent with electric wash	●	–	–	–	–	–
Wipers – Automatic with rain sensor (includes automatic headlights)	□	●	●	●	●	●
Wipers – Rear with auto reverse wipe and electric wash (only available with glazed rear doors or tailgate)	○	● / ○	–	–	–	–
Steering wheel – Polyurethane	●	–	–	–	–	–
Steering wheel – Leather-trimmed	□	●	●	●	●	●
Gearshift knob – Leather-trimmed	–	–	–	●	–	●
Windows – Electrically-operated front with one-touch lowering on driver's side	●	●	●	●	●	●
Technology						
Ford Easy Fuel capless refuelling system with misfuel inhibit	●	●	●	●	●	●
Quickclear heated windscreen	□	●	●	●	●	●
Power-assisted steering (PAS)	●	●	●	●	●	●

● = Standard, ○ = Option, at extra cost, □ = Part of an option pack, at extra cost.
*Ford Emergency Assistance is an innovative SYNC feature that uses a Bluetooth®-paired and connected mobile phone to help vehicle occupants initiate a direct call to the local Communications Centre, following a vehicle crash event involving an airbag deployment or fuel pump shut off. The feature operates in more than 40 European countries and regions. **Note:** The Bluetooth® trademark and logos are owned by the Bluetooth SIG, Inc. and any use of such marks by Ford Motor Company Limited is under licence. Other trademarks and trade names are those of their respective owners.

Safety and Security

	Leader	Trend	Trail	Limited	Active	Sport
Safety						
Airbag – Driver's ¹⁾	●	●	●	●	●	●
Airbag – Front passenger's* ¹⁾ (includes passenger's airbag deactivation switch) (Standard for Kombi M1 models)	● / ○	● / ○	○	●	●	●
Airbag – Front side and curtain airbags ¹⁾	□	□	□	□	□	□
Seat belts – 3-point diagonal inertia reel (all seats) ¹⁾	●	●	●	●	●	●
ISOFIX child seat – 2 x second row attachments ¹⁾ (Kombi M1, and Double Cab-in-Van only)	● / –	● / –	● / –	● / –	● / –	● / –
Security						
Alarm – Perimeter (standard with Plug-in Hybrid)	○	○	○	–	–	–
Alarm – Thatcham Category 1 (Van) – Cab interior sensing, inclination sensor and trailer coupling, when fitted (includes remote locking with 2 key fobs) (only available with full unglazed bulkheads and unglazed rear door)	○	○	○	●	●	●
Alarm – Thatcham Category 1 (Double Cab-in-Van) – Cab interior sensing, inclination sensor and trailer coupling, when fitted (includes remote locking with 2 key fobs) (only available with glazed moulded bulkhead and unglazed rear door)	○	○	○	●	●	●
Locks – Power central locking	○	○ / –	○ / –	–	–	○ / –
Locks – Power door deadlocks, shielded with strengthened mountings	●	●	●	●	●	●
Locks – Remote control central locking with one key fob	●	–	–	–	–	–
Locks – Remote control central locking with two key fobs	○	●	●	●	●	●
Locks – Fleet key (not available on Van Sport)	○	○	○	○	○	○ / –
Locks – Configurable unlocking (Van) 2-stage unlocking*	●	●	●	●	●	●
Locks – Configurable unlocking (Double Cab-in-Van/Kombi) 2-stage unlocking*	●	●	●	●	●	●
Locks – Configurable unlocking independent driver's door unlocking*	○	○	○	–	–	–
Locks – Configurable unlocking courier unlocking with auto slam lock, zonal opposite door relocking and 3 second auto relocking*	○	○	○	–	–	–
Locks – Auto relocking, doors relock after 45 seconds if no door is opened	●	●	●	●	●	●
Locks – Audio mis-lock feedback, audible signal if a door is ajar when locking activated	●	●	●	●	●	●
Locks – Auto locking on drive-away, doors automatically lock at 5 mph (standard on Van)	●	●	●	●	●	●
Rear window protection grille	○	○	○	○	○	○
Immobiliser – Safeguard Passive Anti-Theft System (PATS) (Insurance-approved Category 2 Immobiliser)	●	●	●	●	●	●

● = Standard, ○ = Option, at extra cost, □ = Part of an option pack, at extra cost. ¹⁾Safety feature. ²⁾Driver assistance feature. *For details of the configurations available please consult your Ford Dealer. **Please note:** Configurable locking must be defined at the time of order, it cannot be ordered as a Dealer-fitted option or accessory. ***Note: A rear-facing child seat should never be placed in the front passenger seat when the Ford vehicle is equipped with an operational front passenger's airbag.**

Safety and Security

	Leader	Trend	Trail	Limited	Active	Sport
Brakes						
Electronic Stability Control (ESC) ¹⁾	●	●	●	●	●	●
Emergency Brake Warning ²⁾	●	●	●	●	●	●
Dual-circuit, with self-adjusting servo-assistance and ABS. Front and rear discs	●	●	●	●	●	●
Anti-lock braking system (ABS) with electronic brake-force distribution (EBD) ¹⁾	●	●	●	●	●	●
Technology						
Load Adaptive Control (LAC) ¹⁾	●	●	●	●	●	●
Emergency Brake Assist (EBA) ¹⁾	●	●	●	●	●	●
Roll Stability Control (RSC) ¹⁾	●	●	●	●	●	●

● = Standard, ○ = Option, at extra cost, □ = Part of an option pack, at extra cost. ¹⁾Safety feature. ²⁾Driver assistance feature. *For details of the configurations available please consult your Ford Dealer. **Please note:** Configurable locking must be defined at the time of order, it cannot be ordered as a Dealer-fitted option or accessory. ***Note: A rear-facing child seat should never be placed in the front passenger seat when the Ford vehicle is equipped with an operational front passenger's airbag.**

Utility

	Leader	Trend	Trail	Limited	Active	Sport
Body						
Doors, Van and Double Cab-in-Van – Unglazed rear doors, hinged for 180° opening, positive stop at 90°	●	●	●	●	●	●
Doors, Kombi M1 – Glazed rear doors, hinged for 90° opening	●	●	–	–	–	–
Rear cargo doors – Glazed and heated (standard on Kombi, optional on Van and Double-Cab-in-Van)	●/○	●/○	–	–	–	–
Rear tailgate (in lieu of rear doors) (not available on Double-Cab-in-Van L1 280 Base and Trend)	●	●	●	●	●	●
Glazed rear tailgate (in lieu of rear doors) (not available on Double-Cab-in-Van L1 280 Base & Trend)	○	○	○	–	–	–
Side windows, Van – Second row, driver and passenger's side, fixed (only available with sliding side load door)	○	○	○	–	–	–
Side windows, Double-Cab-in-Van, Kombi – Second row, fixed (Standard on Kombi)	●/○	●/○	○	○	○	○/–
Side windows, Double-Cab-in-Van, Kombi – Second row, flip-open (Standard on Double Cab-in-Van)	●/○	●/○	○	●	●	●/–
Side windows – Third row, driver and passenger's side, fixed (Kombi only)	●	●	–	–	–	–
Body – H1 (Low Roof)	●	●	●	●	●	●
Body – H2 (High Roof) (not available on ECONetic or Double Cab-in-Van)	○/–	○/–	○/–	○/–	–	–
Doors – Passenger's sliding side load door and step (not available to Limited or Sport series on Double-Cab-in-Van)	●	●	●	●/–	●/–	●/–
Doors – Driver and passenger's side sliding load door and step (Van and Kombi)	○	○	○	○	○	○/–
Doors – Driver and passenger's side sliding load door and step (Double-Cab-in-Van only)	○	○	○	●	●	●
Running boards (only available with sliding passenger side load door) (Double Cab-in-Van and Kombi only)	○	○	–	–	–	–
Running boards – Door length, contains dual slide load door (Double-Cab-in-Van, and Kombi only)	○	○	○	○		–
Extended Length Running Boards (dual side)	–	–	–	–	●	–
Engine undershield	○	○	○	○	○	○
Carpet and Trim						
Floor covering – Cab, easy-clean rubber (not available on Double-Cab-in-Van Sport)	●	●	●	●	●	●
Floor covering – Full length, easy-clean rubber (standard on Kombi and optional on Double Cab-in-Van only)	●/○	●/○	–	–	–	–
Floor covering – Extended to bulkhead, easy-clean rubber (Double Cab-in-Van only)	●	●	●	–	–	–
Floor covering – Extended to bulkhead, carpet, with easy clean rubber after bulkhead (Double Cab-in-Van only)	–	–	–	●	●	●
Assist handle – Located on B-pillar (standard on Double Cab-in-Van and Kombi)	●/○	●/○	●/○	●/○	●/○	●/○
Complete rear sidewall trim half-height board (standard on Double Cab-in-Van and Kombi)	●/○	●	●	●	●	●
Certification						
Vehicle Identification Number – Visible	●	●	●	●	●	●

● = Standard, ○ = Option, at extra cost, □ = Part of an option pack, at extra cost. *Not available on Kombi.

Utility

	Leader	Trend	Trail	Limited	Active	Sport
Loadspace Compartment						
Bulkhead – Full width metal, unglazed (Van only with single passenger seat)	○	○	○	○	○	○
Bulkhead – Full width metal with window (Van only with single passenger seat)	○	○	○	–	–	–
Bulkhead – Full width metal, unglazed with load-through facility (Van only with dual passenger seat)	●	●	●	●	●	●
Bulkhead – Full width metal with window and load-through facility (Van only with dual passenger seat)	○	○	○	–	–	–
Bulkhead – Moulded with window (Double Cab-in-Van only)	●	●	●	●	●	●
Easy to Clean Load Floor (Van only)	○	●	●	●	●	●
Load compartment – 2 x DIN 75410 compliant tie-down loops (L1 Kombi only)	●	●	–	–	–	–
Load compartment – 4 x DIN 75410 compliant tie-down loops (L2 Kombi only)	●	●	–	–	–	–
Load compartment – 4 x DIN 75410 compliant tie-down loops (Double Cab-in-Van only)	●	●	●	●	●	●
Load compartment – 8 x DIN 75410 compliant tie-down loops (standard on Van only)	●	●	●	●	●	●
Interior roof rack (available on Van only with unglazed 180° opening hinged rear doors)	○	○	○	○	○	○
Load area protection kit – Complete rear sidewall trim full-height board and Easy to Clean Load Floor (Van only)	○	○	○	●	●	●
Load retention pack (Van only)	○	○	○	○	○	○
Cargo net kit (Van only)	○	○	○	○	○	○
Instruments and Controls						
First aid kit	○	○	○	○	○	○

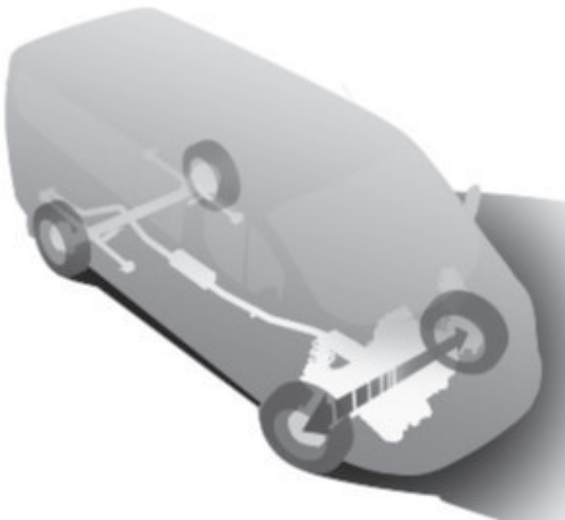
● = Standard, ○ = Option, at extra cost, □ = Part of an option pack, at extra cost. *Not available on Kombi.

Clever by design



Integrated roof rack

Ingenious roof rack can carry up to 130 kg of cargo (80 kg on Sport). Folds away flat when not in use to improve fuel economy and reduce wind noise. (Option and accessory on H1 models)



Torque Vectoring Control

Torque Vectoring Control reacts to the road surface 100 times per second. (That's 33 times faster than the blink of an eye.) Using this information, it balances the amount of power delivered to each of the driven wheels. This maximises grip and sharpens handling, helping you round corners and over undulations in the road. (Standard)

10.9m



10.9 m turning circle*

Transit Custom's manoeuvrability is enhanced by its impressive turning circle.

*L1 version with 15" steel wheels; 11.6 m with 16" wheels; 11.8 m with 17" wheels; 12.2 m with 18" alloy wheels (option).



Configurable unlocking

Transit Custom's locking system lets you open one individual door without automatically unlocking the others. The other doors stay securely locked until you activate a switch on the driver's door.



SelectShift automatic transmission

For greater comfort and convenience in urban driving, Transit Custom can be specified with a six-speed SelectShift automatic transmission. Offering smooth, responsive and efficient performance, the transmission also provides the option of manual shifting using buttons on the gear lever. (Available on 130 PS, 170 PS & 185 PS models)



Rear air suspension

Designed to automatically adjust to maintain a constant ride height, regardless of the loading conditions, for a smoother and more comfortable ride. (Option on Kombi M1 320 with GVM reassigned to 310)



Our business is to keep your business moving.

FORD BUSINESS SERVICE

Efficiency, accuracy and convenience are at the heart of the Ford commercial vehicle service promise. Therefore, whether it is servicing, maintenance or repair you need, be sure to come and see us.

- Available from all Transit Centres and Transit Service dealers
- While-you-wait servicing by prior appointment
- Late night servicing available at least once per week
- Priority treatment for urgent repairs
- Vehicle off the road repairs (VOR)*
- Collection and delivery**
- Testing and MOTs
- Transparent pricing
- Genuine Ford parts quality
- Ford-trained technicians
- Interim checks for optimum vehicle performance
- Service Activated Roadside Assistance†
- Ford Protect packages to suit you
- One Call to access all the Ford services you need

For more information and to find your nearest participating Ford Commercial Vehicle Dealer, visit the aftersales support section at www.ford.co.uk/transit24

Commercial Vehicle Finance

When it comes to financing your Ford Commercial Vehicle, our size and expertise means we're well placed to provide you with a wide range of finance products.

Ford Credit[®]: Provides a range of finance plans for Commercial Vehicle customers interested in owning their vehicle.

Ford Lease[®]: Specialises in contract hire and leasing and provides an alternative range of finance plans which can be tailored to suit your business.

FORD PROTECT

Commercial Extended Warranty

Extend your warranty up to 5 years (from date of registration), with Ford Protect available at participating Ford Dealers.

Extend your standard 3-year warranty and enjoy worry-free motoring for many years to come. Ford Protect provides a range of key benefits including:

- Extended duration and mileage
- Cover against unexpected repair costs
- Protection on trips abroad
- With a Ford Protect Plan, the price of parts and labour are guaranteed for the length of your plan
- Helps prolong the lifespan of your Ford vehicle

Helps protect your vehicle resale value

Ford Protect terms and conditions apply for further information please call 03702 416 726.

*Repairs will start on the same working day (as long as you bring your vehicle in before 3pm), or at least within 24 hours of its arrival. If we need to order parts, we'll begin work the day they're delivered. 'Vehicle off road' repairs should be completed within 24-hours.

**Your Transit Centre can arrange to collect your vehicle and deliver it back to you after service or repairs, so you can get on with running your business. By arrangement and limited to a specific mileage radius of the dealer. Contact your local dealer to discuss your requirements.

†Available at participating Dealers only. Roadside Assistance is activated automatically at every routine service with coverage extended valid from the date of service for 12 months, or until the next service is due, whichever comes first. See Ford.co.uk/roadsideassistance for more information.

Important Information:

[®]Ford Credit: Finance subject to status. Guarantees may be required. Freepost Ford Credit.

Ford Credit is a trading style of FCE Bank plc. which is authorised by the Prudential Regulation Authority and regulated by the Financial Conduct Authority and Prudential Regulation Authority under firm reference number 204469.

[®]Ford Lease: Ford Lease is provided by ALD Automotive Ltd, trading as Ford Lease, Oakwood Drive, Emersons Green, Bristol, BS16 7LB. ALD Automotive is registered in England No. 987418. For the purposes of the Data Protection Act 1998 the data controllers in relation to any information you supply are Ford Motor Company Limited, FCE Bank Plc and ALD Automotive. Finance subject to status. Guarantees and indemnities may be required. ALD Automotive is authorised and regulated by the Financial Conduct Authority.

A place for everything



Bottles and beverages

Bottle holders are positioned on either side of the dash panel, while manual transmission models have a retractable cup holder in the centre console.

Large door pockets can each hold an A4 clipboard and and a two-litre drink bottle.



Innovative stowage solutions

Functional storage options include a 'hidden' box with a 12 V socket above the instrument cluster and a large lockable glovebox.



Coin and small item storage

Stowage pockets, bins and hooks make efficient use of the cab space.



Optimal cab stowage

With plenty of room for your essential items, Transit Custom helps make your workday easy and efficient.



Next steps



For full features and specifications, download the digital ebrochure or view the interactive brochure to benefit from the full immersive experience of your chosen Ford model. Please download them from: www.ford.co.uk



test drive

Visit your Ford Commercial Vehicle Dealer and test drive the Ford Transit Custom for yourself. Find your local Ford Commercial Vehicle Dealer: www.ford.co.uk



build

Build and price your new Ford Transit Custom to your exact specification and see how it looks at www.ford.co.uk



contact

Ford Credit Account Services : 0345 712 5490
Ford Lease Customer Services : 0344 600 1405
Calls to 0344 and 0345 numbers are charged at the same rate as a standard 01 or 02 geographic number, even when calling from a mobile.



own

When you drive away in your new vehicle, we're with you all the way. Ford has a large authorised service network to help you keep your vehicle in the best condition. And should your new Ford ever require accident repair, a Ford Accident Repair Centre is the best place to get your vehicle back to its pre-accident condition and on the road as quickly as possible.



finance

When it comes to financing your Ford commercial vehicle, our size and expertise means we're well placed to provide you with a wide range of finance plans.

Ford Credit* provides a range of finance plans for your commercial vehicle customers interested in vehicle ownership.

Ford Lease^ specialises in contract hire and leasing and provides an alternative range of finance plans which can be tailored to suit your business.

For more information about our finance products visit ford.co.uk

*Finance subject to status. Guarantees may be required. Freepost Ford Credit.
Ford Credit is a trading style of FCE Bank plc. Which is authorised by the Prudential Regulation Authority and regulated by the Financial Conduct Authority and the Prudential Regulation Authority under firm reference number 204469.
^Ford Lease is provided by ALD Automotive Limited acting as Ford Lease BS16 7LB. ALD is registered in England No. 987418. ALD is authorised and regulated by the Financial Conduct Authority.



FordPass i is a new platform that will empower you to rethink the way you move. Finds parking locations nearby, contains vehicle and finance details, dealer information and a host of useful guides.

Live Traffic access is free for the first 2 years following the purchase of a new Ford featuring SYNC 3 with navigation; thereafter there is an annual licence fee.

Illustrations, descriptions and specifications. This catalogue was correct at the time of going to print. However, Ford policy is one of continuous product development. The right is reserved to change specifications, colours and recommended prices of the models and items illustrated and described in this publication at any time. For the latest details always consult your Ford Dealer. **Optional equipment.** Throughout this publication, wherever a feature is described as being an 'Option' or 'Option Fitment/Pack' etc, you should assume that it will be at extra cost to the base vehicle, unless specifically stated to the contrary. All models and colour combinations are subject to availability. **Note.** Some images portrayed are of a pre-production model and/or are computer generated, therefore, the design/features on the final version of the vehicle may differ in various respects. In addition, some of the features shown on the vehicles may be optional. **Note.** This brochure contains both original Ford accessories as well as a range of products from our suppliers. Fitment of accessories may have an impact on your vehicle's fuel consumption. **+** The identified accessories are carefully selected third party supplier branded accessories which do not come with a Ford warranty but are covered by the third party supplier's own warranty, the details of which can be obtained from your Ford Dealer. **Note.** The Bluetooth® word mark and logos are owned by the Bluetooth SIG, Inc. and any use of such marks by Ford Motor Company is under licence. The iPod word mark and logos are the property of Apple Inc. Other trademarks and trade names are those of their respective owners. **Note.** Some driver assistance features and safety features described in this brochure are designed to function using sensors, whose performance may be affected under certain weather or environmental conditions.

The Government fuel figures do not express or imply any guarantee of the fuel consumption of any particular vehicle. The vehicles themselves have not been tested and there are inevitably differences between individual vehicles of the same model. In addition, a vehicle may incorporate particular modifications. Furthermore, the driver's style and road and traffic conditions, as well as the extent to which the vehicle has been driven and the standard of maintenance, will affect its fuel consumption. **Insurance groups** are only as recommended by the Association of British Insurers. You should always consult your insurance adviser for confirmation.

Ford One Call

In the unlikely event that your Ford Dealer can't help you or if you need to speak to us directly, call 0203 564 4444

Ford Rental – local service nationwide

Car and Van rental from our latest model range. Contact your local Ford Dealer for more information

Ford Motability

Call our Ford Motability team on 0345 6040019

Finance

Ford Credit Customer Services 0345 712 5490.
Ford Lease Customer Services 0344 600 1405
Calls to 0344 and 0345 numbers are charged at the same rate as a standard 01 or 02 geographic number, even when calling from a mobile.

Published by Ford Motor Company Limited,
Laindon, Essex, England.
Registered in England No. 235446.

FA 1573/11
BJN 207530, FoE H55E
0720/GBR en
Feb 2021.

© Ford Motor Company Limited.

MY 2021 GBR en



Ford and BP – working together to
reduce fuel consumption and
emissions.

