


RAV4

THERE'S DESIGN AND THEN THERE'S STYLE

A POWERFUL DESIGN STATEMENT WITH TRUE SUV CHARACTER.

The New RAV4 is an SUV that was built to be driven – and designed for those who choose to stand out. Pairing the robust looks of a fully fledged SUV with sharp, dynamic styling, the New RAV4 displays a sleek, urban edge. Powerful with a real road presence, the New RAV4's strong body draws the eye from the elegant front LED headlights, along the bold profile silhouette and through to the unique LED tail lights – producing a look that is individual and refined. The New RAV4's rugged SUV stance proves it looks and acts the part, while being completely at home in the city.





Model shown is Excel with optional panoramic roof.



Model shown is Dynamic.

THERE'S HYBRID AND THEN THERE'S TOYOTA HYBRID

**THE HYBRID SUV DESIGNED FOR
EVERY ROAD AND EVERY CITY.**

The New RAV4's powerful 2.5-litre Petrol Hybrid powertrain delivers outstanding performance without compromise. It gives you confidence in every driving situation, from the motorway to the city and challenging road conditions. And thanks to its self-charging hybrid powertrain, you'll also enjoy exceptional range – giving you the benefits of electric power, such as a quiet drive and greater efficiency, without inconvenience.

With the New RAV4, you can glide through the city, embrace the open road and leave compromise behind.





THERE'S CONTROL AND THEN THERE'S CONFIDENCE

**THE NEW RAV4 DRIVES LIKE NO OTHER SUV
BECAUSE IT'S BUILT LIKE NO OTHER SUV.**

The New RAV4 represents an uncompromising balance of space, ride comfort, power and all-road capability. The innovative TNGA platform has enabled Toyota's engineers to reduce the car's weight, lower its centre of gravity and increase both chassis rigidity and driver visibility. Together, these changes make the New RAV4 easier to handle and seriously fun to drive. The platform has also given the designers more freedom to create a stylish car, with more room throughout for both passengers and luggage.*

The result is a supremely capable SUV in which you can go anywhere in safety and style – and one you will just love to drive.

* Toyota New Global Architecture.



Model shown is Excel.



Model shown is Dynamic.

2.5 PETROL HYBRID (218 HP)

Petrol Hybrid FWD

Power **218 DIN hp**

Fuel consumption* **47.9–50.4 mpg**

CO₂ emissions* **126–132 g/km**

Acceleration 0–62 mph **8.4 seconds**

Available on **All grades**

2.5 PETROL HYBRID (222 HP)

Petrol Hybrid AWD-i

Power **222 DIN hp**

Fuel consumption* **47.9–48.7 mpg**

CO₂ emissions* **131–134 g/km**

Acceleration 0–62 mph **8.1 seconds**

Available on **Design, Excel, Dynamic and Black Edition grades**

THERE'S POTENTIAL AND THEN THERE'S POWER

**AN UNCOMPROMISING FUSION OF PERFORMANCE,
EFFICIENCY AND LOW EMISSIONS.**

The New RAV4 reasserts its position at the forefront of the SUV market with the groundbreaking 2.5-litre Petrol Hybrid powertrain. Available with the intelligent all-wheel drive (AWD-i) system, the New RAV4 delivers an impressive performance both on- and off-road. With the ability to adapt to changing driving conditions automatically, you'll have all the traction you need, whenever you need it in adverse road conditions.

Drive Mode Select

The AWD-i system will keep you moving and in control in challenging road conditions, whilst the Trail Switch is available when more traction is required.

Quoted mpg and CO₂: Figures are provided for comparative purposes; only compare fuel consumption and CO₂ figures with other cars tested to the same technical procedures. These figures may not reflect real-life driving results.

For full details please contact your local Toyota Centre.

CO₂ figures (and hence car tax and recommended 'on the road' prices) are subject to change for new vehicles registered after 6 April 2020 due to a change in the official method of calculation. Consult your local Toyota Centre for further information.

* Combined cycle.



Model shown is Dynamic.

THERE'S SAFETY AND THEN THERE'S PEACE OF MIND

**INTELLIGENCE THAT IMPROVES SAFETY FOR
EVERYONE – INSIDE AND OUTSIDE THE CAR.**

The New RAV4 includes a wide range of advanced safety features to help you drive with more confidence. Toyota Safety Sense has been enhanced with even more intelligent features, which means the car can now do even more to help you. It includes assistive functions such as Pre-Collision Detection that can see cyclists as well as other vehicles, Night-time Pedestrian Detection, Full-range Adaptive Cruise Control and Lane Trace Assist. Rest assured, however, that you'll always be in control.

Toyota Safety Sense is standard across every RAV4 model. Because your safety is essential – never just an option.



**Pre-Collision
System
with Cyclist
Detection**



**Pre-Collision
System with
Day and Night-
time Pedestrian
Detection**



**Full-range
Adaptive
Cruise
Control**



**Intelligent
Adaptive
Cruise
Control**



**Lane Trace
Assist**



**AVAS
(Acoustic
Vehicle
Approach
System)**

ALL ACTIVE SAFETY TECHNOLOGIES are intended to be back-up systems only and are not a substitute for safe and attentive driving. The functionality of these systems may be impacted by driving conditions. Further information is available from your local Toyota Centre.



Model shown is Excel AWD-i with optional JBL® premium sound system.




THERE'S DISTINCT AND THEN THERE'S REFINED

**A SUPERIOR CABIN, FINISHED WITH
A REMARKABLE SENSORY QUALITY.**

The New RAV4's interior is built around a wide centre console and contemporary new instrument panel. Simplicity meets high technology in seamless style, as the robust exterior design is met with the thoughtful arrangement of the interior.

Innovative features work with the cabin's clean lines in an environment of true refinement, focusing around the 8" multimedia touch screen. The New RAV4 is designed to deliver a sensory experience – and to enhance your every journey.

THERE'S SUFFICIENT AND THEN THERE'S SUBSTANTIAL



A TRULY COMFORTABLE RIDE FOR DRIVERS AND PASSENGERS ALIKE.

The New RAV4 combines great visibility and a high driving position with the comfort of a truly impressive and spacious interior, offering a relaxing and practical environment. With comfort and versatility in mind, the new-look cabin offers a number of seating variations and plenty of storage. Folding rear seats also allow you to create even more space when required.

An electrically operated, panoramic glass roof floods the car with light, making the most of the welcoming interior space.

Model shown is Dynamic with optional Toyota Skyview® panoramic roof.



Model shown is Dynamic FWD.

THERE'S CLEVER AND THEN THERE'S CONNECTED

TECHNOLOGY DESIGNED AROUND YOUR NEEDS.

MyT is a set of connected services for your car, designed to make your life easier. Offering a suite of services, the MyT App allows you to link up and stay in contact with your Toyota.

MyT connected services provide you with real-time updates, such as speed camera warnings, journey planning and online service booking.

In addition, you also have access to Hybrid Coaching which helps you optimise your EV driving and improve fuel efficiency, ensuring you can get the most from your hybrid.

MyT by Toyota

<https://www.toyota.co.uk/owners/vehicle-information/myt>





Driving Data

Record and review all your driving data, including speed, acceleration and mileage.



Find My Car

Powered by Google Maps, Find My Car tells you exactly where your car is – so you will always know where you parked.



Send To Car

Plan a journey from the comfort of your home – or anywhere. With MyT, you can send your destinations directly to your car's navigation system.



Hybrid Coaching

The Hybrid Coaching feature provides analytics on your driving style, together with useful feedback that can help increase your EV driving ratio and improve fuel efficiency, so you can get the most from your Hybrid.



Last Mile Guidance

This service transfers data from the satnav system to your phone, for journeys that need to be completed on foot.



Service Reminders

With advance maintenance reminders based on your car's actual mileage, you'll never miss a service again.

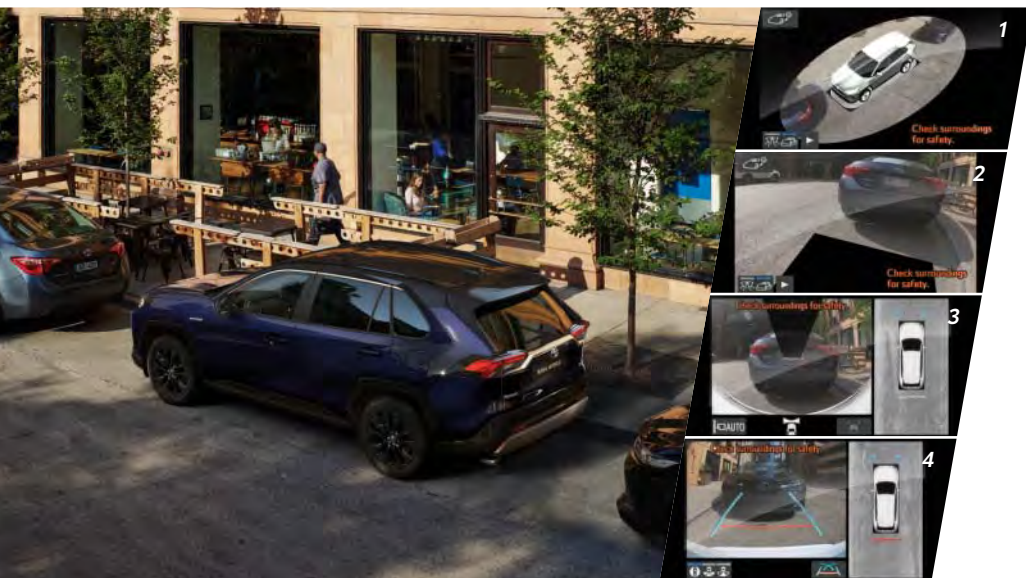


Real-time Navigation*

Get more information from your satnav, like speed camera alerts, fuel information, parking locations and more, so you're always in control.

* Only available with Toyota Touch® 2 with Go navigation system.

THERE'S INTELLIGENT AND THEN THERE'S SMART



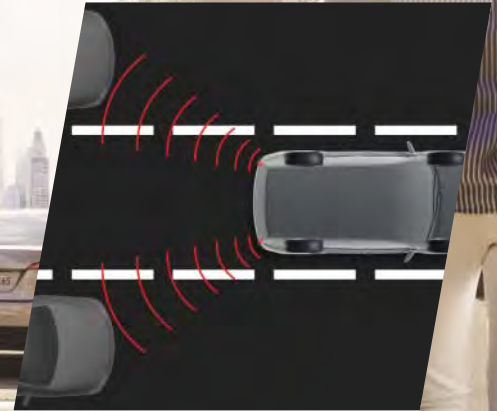
When reverse parking, the smart rear-view camera shows you when to turn the steering wheel. It also displays your path, based on the wheel's position.

Model shown is Dynamic.

1. Circular view
2. See-through view
3. Wide front view and panoramic view
4. Wide rear view and panoramic view

INNOVATIVE TECHNOLOGY DESIGNED AROUND YOUR NEEDS.

To make every journey more enjoyable, the New RAV4 includes features like an optional 9-speaker JBL® audio system, for concert quality sound. Part of a suite of thoughtfully applied technology, it all comes together to make life easier, whatever the driving situation. For example, when you're manoeuvring in confined spaces, the optional 360° Panoramic View Monitor makes sure nothing lies beyond your line of sight. It's just one of the intelligent features that makes the New RAV4 as easy to handle in the city as it is on the open road.



The Blind Spot Monitor allows the driver to manoeuvre more safely during lane changes. If the rear-mounted radar sensors detect a vehicle in your side or rear blind spot, a warning indicator will illuminate on the appropriate side mirror. Should you indicate to change lanes and a vehicle is in your blind spot, the warning indicators will flash to alert you that a lane change should be avoided.

THERE'S FUNCTIONAL AND THEN THERE'S ACTIVE

ICON GRADE

Your entry to the world of the New RAV4, with a range of standard features.



Model shown is Icon FWD.



androidauto

Apple CarPlay is compatible with iPhone 5 and above. Your phone needs to be connected via USB. Apple CarPlay is a trademark of Apple Inc.; Android Auto™ is a registered trademark of Google Inc.; smartphone integration is compatible with Apple CarPlay and Android Auto™.

Main features

- 17" silver alloy wheels (5-spoke)
- Toyota Safety Sense includes Pre-Collision System with Cyclist Detection, Day & Night-time Pedestrian Detection, Full-range Adaptive Cruise Control, Intelligent Adaptive Cruise Control and Lane Trace Assist
- 8" touchscreen with Toyota Touch® 2 media system with smartphone integration, including Apple CarPlay and Android Auto™, 6 speakers, DAB & Bluetooth® connectivity
- Reversing camera
- Rear parking sensors
- Black roof rails
- Dual-zone automatic air conditioning
- Push-button start
- LED automatic headlights
- Black fabric seats
- Electronic parking brake
- Heated, auto-retractable door mirrors
- Rear privacy glass
- eCall emergency call system
- AVAS (Acoustic Vehicle Approach System)

Optional features

- Essential Protection Pack
- Protection+ Pack
- Chrome Pack
- Towing solutions
- Side steps

Main features (additional to Icon)

- 18" silver alloy wheels (5-spoke)
- Toyota Touch® 2 with Go navigation
- Front parking sensors
- Smart Entry with Motion Sensor Key
- Power back door

Optional features

- Essential Protection Pack
- Protection+ Pack
- Chrome Pack
- Towing solutions
- Side steps



Model shown is Design FWD.

THERE'S USEFUL AND THEN THERE'S ESSENTIAL

DESIGN GRADE

It's the modern SUV that has all the essentials, alongside styling to set you apart.



THERE'S EYE-CATCHING AND THEN THERE'S OUTSTANDING

EXCEL GRADE

For drivers who like to make an impression, the Excel grade represents an uncompromising statement.



Model shown is Excel FWD.

**Main features (additional to Design)**

- 19" silver alloy wheels (10-spoke)
- Leather interior, with heated front seats and power-sliding, height-adjustable driver seat with lumbar support and memory function
- Ambient lighting in cup holder and centre console tray areas
- Blind Spot Monitor (BSM)
- Rear Cross Traffic Alert (RCTA)
- Puddle lights on door mirrors
- Projector LED headlights
- Heated steering wheel and windscreen wiper de-icer
- Headlight cleaner
- Tyre Repair Kit (TRK)

Optional features

- Toyota Skyview® panoramic roof
- JBL® Premium Sound System with Panoramic View Monitor (PVM)
- Essential Protection Pack
- Protection+ Pack
- Chrome Pack
- Towing solutions
- Side steps

THERE'S ELEGANT AND THEN THERE'S EXCEPTIONAL

DYNAMIC GRADE

For those who insist on the very best, the supremely equipped Dynamic grade takes the New RAV4's refinement to new heights.





Model shown is Dynamic FWD.

Main features (additional to Design)

- 19" black painted alloy wheels (10-spoke)
- Black bi-tone roof, rear spoiler, antenna and door mirrors
- Gloss black wheel arches and front and rear bumpers
- Dynamic sport, heated front seats and power-sliding, height-adjustable driver seat with lumbar support and blue stitching
- Ambient lighting in cup holder and centre console tray areas
- Blind Spot Monitor (BSM)
- Rear Cross Traffic Alert (RCTA)
- Puddle lights on door mirrors
- Tyre Repair Kit (TRK)

Optional features

- Toyota Skyview® Panoramic Roof
- JBL® Premium Sound System with Panoramic View Monitor (PVM)
- Essential Protection Pack
- Protection+ Pack
- Chrome Pack
- Towing solutions
- Side steps

Main features (additional to Dynamic)

- Only available in Galaxy Black
- JBL® Premium Sound System with 9 speakers
- Panoramic View Monitor (PVM)
- Rear Cross Traffic Alert with Brake Assist (RCTA-B)
- Intelligent front & rear parking sensors with clearance sonar & automatic braking
- Black front and rear under-runs
- Black front grille
- Dynamic sports seats with light grey stitching

Optional features

- Essential Protection Pack
- Protection+ Pack
- Chrome Pack
- Towing solutions
- Side steps



Model shown is Hybrid Black Edition AWD-i.

THERE'S REFINED AND THEN THERE'S EXQUISITE

BLACK EDITION

RAV4 Black Edition let's you stand out from the crowd. Black paintwork is complemented by stylish black accents and new black painted alloy wheels.



ICON, DESIGN, EXCEL AND BLACK EDITION



040 Pure White



070 White Pearl*



1D6 Silver Blade^s



1G3 Decuma Grey^s



218 Galaxy Black⁵⁰



3T3 Tokyo Red*



6X3 Urban Khaki



8W9 Cyan Splash^s



8X8 Obsidian Blue^s

THERE'S NOTICEABLE AND THEN THERE'S UNMISSABLE

The New RAV4 offers a wide range of exterior colours from the simplicity of Pure White to Obsidian Blue, and with Dynamic grade, you can contrast the gloss black roof with one of four body colours, to incredible effect.

DYNAMIC

BODY COLOURS



**2QJ White Pearl
Bi-tone***



**2QY Silver Blade
Bi-tone[§]**



**2QZ Decuma Grey
Bi-tone[§]**



**2RA Obsidian Blue
Bi-tone[§]**

* Pearlescent paint.

[§] Metallic paint.

[°] Black Edition is only available in 218 Galaxy Black.

THERE'S STYLISH AND THEN THERE'S STUNNING

Choose from a line-up of stunning 17" to 19" alloy wheels – designed to complement your New RAV4 perfectly.



17" silver alloy wheels (5-spoke)
Standard on Icon



18" silver alloy wheels (5-spoke)
Standard on Design



19" silver alloy wheels (10-spoke)
Standard on Excel



19" glossy black alloy wheels (10-spoke) Standard on
Dynamic & Black Edition

OPTIONAL WHEELS



18" glossy black alloy wheels
Optional on Design



18" glossy silver alloy wheels
Optional on Design



18" glossy black machined-face alloy wheels
Optional on Design

THERE'S QUALITY AND THEN THERE'S TAILORED

A wide range of trim options includes fabric, leather-style and genuine leather available in three colours. Whichever you choose, comfort and style come as standard.



Black fabric
Standard on Icon, Design



**Dynamic Sport seats
with blue stitching**
Standard on Dynamic



**Dynamic Sports seats
with light grey stitching**
Standard on Black Edition



Black leather*
Optional on Excel



Beige leather*
Optional on Excel



Grey leather*
Optional on Excel

* Seats and backs are 100% natural leather, other components are synthetic leather. No-cost option.



CHROME PACK



Rear Lower Boot Garnish

The rear boot garnish adds a touch of style to the lower edge of your tailgate.



Chrome Side Sills

The chrome side sills add a subtle extra touch of style.

Images used are for illustrative purposes only.

SIDE STEPS



Side Steps

The side steps enhance the rugged appeal of your car whilst also making it easier for you to access the vehicle roof and roof rack.

ESSENTIAL PROTECTION PACK

Offering your car greater protection both inside and out, the Essential Protection Pack will help you keep your car in showroom condition.



1. Front & Rear Mud Flaps



2. Rear Bumper Protection Plate



3. Boot Liner

ESSENTIAL PROTECTION PACK

1. Front & Rear Mud Flaps

The design minimises water, mud and stones spraying onto your car's body.

2. Rear Bumper Protection Plate

With a tough, good-looking polished steel finish to protect bumper paintwork when loading or unloading the boot.

3. Boot Liner

Made of plastic with raised edges to be water- and mud-resistant.

PROTECTION+ PACK

The Protection+ Pack includes all the components of the Essential Protection Pack plus this component.



4. Rubber Floor Mats

PROTECTION+ PACK

4. Rubber Floor Mats

Images used are for illustrative purposes only.

TOWING

Tow bars – detachable and fixed




Toyota tow bars are available with a fixed or detachable hook. Both provide a strong towing capability and will support the Toyota rear-mounted bicycle holder.

Features

- Towing capacity: FWD – without brakes 750 kg, with brakes 800 kg. AWD-i – without brakes 750 kg, with brakes 1650 kg. (The tow bars are designed for your car's maximum towing capacity.)
- Supplied with a protective tow-ball cap bearing the Toyota logo.
- With the detachable tow bar, a smart plastic cover is supplied to place over the base when the hook is removed.
- On the detachable tow bar, the hook attaches or removes by means of a turning knob that also incorporates a security lock.

Tow bar wiring harness



Safety for you and your car is at the heart of the Toyota tow bar wiring harness. Individually designed for each Toyota model, the harness seamlessly integrates your car's lights and signals with those on a towed trailer or rear bicycle holder.

Features

- The harness has independent circuitry and a fused module to eliminate the risk of overloading your car's existing electrical system.
- The fused module prevents a fault in the trailer's circuitry affecting your car's systems. For instance, your car's indicators will continue working even if those on the trailer fail.
- Toyota specialists designed the cable route to safely avoid contact with moving parts, heat, irregular surfaces and metal edges.
- There are no loose or hanging cables that could catch on road obstacles or interfere when loading or unloading the boot.
- Strategic reinforced cable protection guards against accidental damage and the consequent risks of lighting failure or fire caused by electrical shorting.
- Available with a 7- or 13-pin socket.

Socket adapters



If you have an existing trailer or rear bicycle holder, or perhaps you want to hire a trailer when you travel in another country, you may find that the plug socket is different to that on your new car. Such a problem is easily resolved! A Toyota socket adapter enables you to safely and securely connect your car's tow bar wiring harness to that of a trailer or bicycle holder even if the plugs don't match.

Toyota adapters are designed to provide a durable connection between different types of plug sockets. They are available in three versions:

- 7-pin (car) to 13-pin (trailer).
- 13-pin (car) to 7-pin (trailer).
- 13-pin (car) to 12N-12S double socket (trailer).

TOYOTA CENTRE FIT PACKS
ADVENTURE PACK



Cross Bars & Roof Box



Cross Bars & Bike Holder



Ski & Snowboard Holders

DOG PACK



Boot Liner



Dog Guard



Dog Guard Divider

Images used are for illustrative purposes only.

Ski boxes

Thule Motion 800 – gloss black (also in gloss silver)



Thule Pacific 700 – silver grey



For those big snow holidays

Thule ski boxes have been custom-designed to exactly the right length, shape and capacity for securely carrying all your winter sports accessories.

Thule Motion 800

Dimensions: 205 cm L x 84 cm W x 45 cm H

Internal volume: 460 litres

Maximum content weight: 75 kg*

Holds: 5–7 pairs of skis, 4–5 snowboards

Weight: 21 kg

Thule Pacific 700

Dimensions: 232 cm L x 70 cm W x 40 cm H

Internal volume: 420 litres

Maximum content weight: 50 kg*

Holds: 6 pairs of skis, 4 snowboards

Weight: 15 kg

Features

- Opens from both sides for easy loading and unloading.
- High security multi-point central locking system.
- Grip-friendly key cannot be removed until all the locking points are closed.
- Fits the Toyota roof rack and Toyota crossbars on roof rails.
- Internal straps for securing the box contents.
- Made of colour-fast UV-resistant ABS plastic.

Ski & snowboard holders

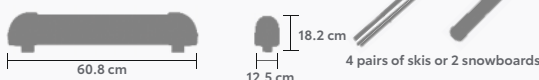
Large ski & snowboard holder



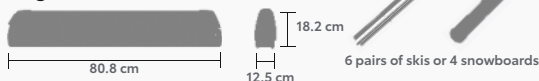
Simply load and go

The holders install easily and lock securely so you can quickly load skis and snowboards whenever the inspiration takes you. They fit onto the Toyota roof rack and Toyota crossbars on roof rails.

Medium size holder



Large size holder



Features

- Weight: 3.2 kg medium, 4.2 kg large.
- Skis secured between soft rubber for grip and to prevent damage.
- Central locking system for maximum security.
- Push release for easy opening with gloved hands.
- Large holder slides to the car side for easy loading and unloading.

Luggage box

Thule Pacific 200 – silver grey



Just right for holidays

For jackets and dresses, shorts, shoes and playthings: a Thule luggage box is perfect to carry all you need for those big holidays and weekends away.

Thule Pacific 200

Dimensions: 175 cm L x 82 cm W x 45 cm H

Internal volume: 410 litres

Maximum content weight: 50 kg*

Weight: 14 kg

Features

- Opens from both sides for convenient loading and unloading.
- High security multi-point central locking system.
- Grip-friendly key cannot be removed until all the locking points are closed.
- Fits the Toyota roof rack and Toyota crossbars on roof rails.
- Internal straps for securing the box contents.
- Made of colour-fast UV-resistant ABS plastic.

* Maximum content weight is based on the RAV4's maximum roof load capacity.

SPECIFICATIONS

ENVIRONMENTAL PERFORMANCE

Petrol

2.5 Petrol Hybrid Automatic FWD

Petrol

2.5 Petrol Hybrid Automatic AWD-i

Fuel economy – combined max WLTP (mpg)	47.9–50.4	47.9–48.7
Fuel grade – recommended	91 or more (octane)	91 or more (octane)
Fuel tank capacity (l)	55	55
CO ₂ (WLTP) combined (g/km)	126–132	131–134
Euro class	EURO 6 AG	EURO 6 DG
Carbon Monoxide, CO (mg/km)	155.4	169.2
Hydrocarbons, THC (mg/km)	25.0	17.3
Hydrocarbons, NMHC (mg/km)	21.4	14.3
Nitrogen Oxides, NOx (mg/km)	2.1	2.8
Sound Level Drive by (dB(A))	70	69

Quoted mpg and CO₂: Figures are provided for comparability purposes; only compare fuel consumption and CO₂ figures with other cars tested to the same technical procedures. These figures may not reflect real-life driving results.

All vehicles are certified according to the World Harmonised Light Vehicle Test Procedure (WLTP). CO₂ figures (and hence car tax and recommended 'on the road' prices) may differ from information printed before 1 April 2020, due to a change in the official method of calculation. This date may change, please visit www.vehicle-certification-agency.gov.uk/fcb/wltp.asp for the latest information.

Please contact your local Toyota Centre for further information.

ENGINE

2.5 Petrol Hybrid Automatic FWD

2.5 Petrol Hybrid Automatic AWD-i

Engine code	A25A-FXS	A25A-FXS
Number of cylinders	4, in line	4, in line
Valve mechanism	16-valve DOHC, VVT-iE (intake), VVT-i (exhaust)	16-valve DOHC, VVT-iE (intake), VVT-i (exhaust)
Fuel injection system	Fuel injection	Fuel injection
Displacement (cc)	2487	2487
Bore x stroke (mm x mm)	87.50 x 103.48	87.50 x 103.48
Compression ratio	14.0:1	14.0:1
Maximum output (kW@rpm)	160 / 163	160 / 163
Maximum output (DIN hp)	218	222

ENGINE
Petrol
2.5 Petrol Hybrid Automatic FWD
Petrol
2.5 Petrol Hybrid Automatic AWD-i

Maximum torque (Nm@rpm)	221 / 3600–5200	221 / 3600–5200
Electric front motor: type	Permanent magnet synchronous motor	Permanent magnet synchronous motor
Electric front motor: maximum output (kW)	48.0	48.0
Electric front motor: maximum torque (Nm)	121.0	121.0
Hybrid vehicle battery: type	Nickel metal hydrid	Nickel metal hydrid
Hybrid vehicle battery: number of modules	34	34
Hybrid vehicle battery: capacity Ah (hr)	6.5	6.5

TRANSMISSION
2.5 Petrol Hybrid Automatic FWD
2.5 Petrol Hybrid Automatic AWD-i

Transmission type	Automatic	Automatic
-------------------	-----------	-----------

PERFORMANCE
2.5 Petrol Hybrid Automatic FWD
2.5 Petrol Hybrid Automatic AWD-i

Maximum speed (mph)	111	111
Acceleration 0–62 mph (secs)	8.4	8.1
Drag coefficient	0.32	0.32

SUSPENSION
Sports Utility Vehicle

Front	MacPherson strut
Rear	Double wishbone

BRAKES
Sports Utility Vehicle

Front	Ventilated disc, 2-cylinder
Rear	Ventilated disc, 1-cylinder

SPECIFICATIONS

WEIGHTS & TOWING CAPACITY

Sports Utility Vehicle

Gross vehicle weight – total (kg)	2130* / 2215
Towing capacity with brakes (kg)	800* / 1650
Towing capacity without brakes (kg)	750

* FWD.

INTERIOR DIMENSIONS & LOAD VOLUME

Sports Utility Vehicle

Number of seats	5
Luggage capacity, laden to roof (l)	733
Luggage capacity, rear seats down, laden to roof (l)	1690
Luggage capacity, 5-seat mode, laden to parcel shelf (l)	580
Luggage capacity, 2-seat mode, laden to parcel shelf (l)	1189
Interior length (mm)	1890
Interior width (mm)	1515
Interior height (mm)	1230
Boot capacity, length (mm)	1015
Boot capacity, max width (mm)	1499

EXTERIOR DIMENSIONS

Sports Utility Vehicle

Exterior length (mm)	4600
Exterior width (mm)	1855
Exterior height (mm)	1685
Front tread (mm)	1610
Rear tread (mm)	1640
Front overhang (mm)	925
Rear overhang (mm)	985
Wheelbase (mm)	2690

STEERING

Sports Utility Vehicle

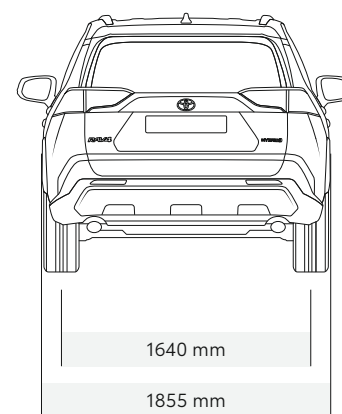
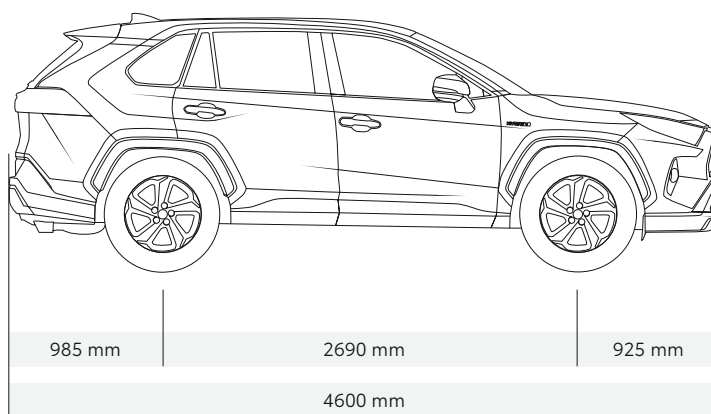
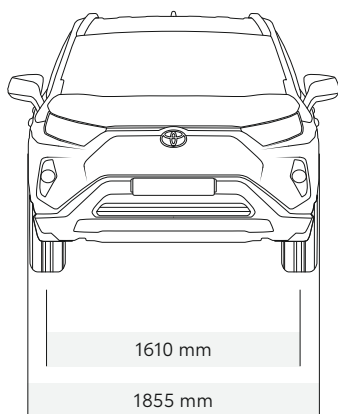
Turning radius – tyre (m)	5.5
---------------------------	-----

OFF ROAD
Sports Utility Vehicle

Min. running ground clearance (mm)	190
Departure angle (°)	20
Ramp break-over angle (°)	15.5
Limit angle of vehicle turnover (°)	52
Climbing angle (°)	18
Wading depth (mm)	500

ALLOY WHEELS
Icon
Design
Excel
Dynamic
Black Edition

Tyre Repair Kit (TRK)	—	—	●	●	●
Temporary spare alloy wheel	●	●	—	—	—
17" silver alloy wheels (5-spoke)	●	—	—	—	—
18" silver alloy wheels (5-spoke)	—	●	—	—	—
18" black painted alloy wheels (5-spoke)	—	—	—	—	—
19" black painted alloy wheels (10-spoke)	—	—	—	●	●
19" silver alloy wheels (10-spoke)	—	—	●	—	—



● = Standard — = Not available

EQUIPMENT

EXTERIOR COMFORT	Icon	Design	Excel	Dynamic	Black Edition
Power-adjustable door mirrors	●	●	●	●	●
Auto wipers	●	●	●	●	●
Power boot	—	●	●	●	●
Boot door release with Push-button	●	●	●	●	●
Remote boot door release on key	—	●	●	●	●
Electric heated door mirrors	●	●	●	●	●
Puddle lights on door mirrors	—	—	●	●	●
Auto-retractable door mirrors	●	●	●	●	●
Auto headlights	●	●	●	●	●
Follow-me-home headlights	●	●	●	●	●
Remote door lock	●	●	●	●	●
Anti-jam protection on panoramic roof	—	—	○	○	—
Power roof opening	—	—	○	○	—
Toyota Skyview® panoramic roof	—	—	○	○	—
Push-button start	●	—	—	—	—
Smart Entry & Push-button start	—	●	●	●	●

EXTERIOR STYLING	Icon	Design	Excel	Dynamic	Black Edition
Body-coloured shark-fin antenna	●	●	●	—	●
Gloss black shark-fin antenna	—	—	—	●	—
Shark-fin antenna	●	●	●	●	●
Roof antenna	●	●	●	●	●
Black front bumper	●	●	●	—	—
Gloss black front bumper	—	—	—	●	●
Black front under-run	—	—	—	—	●
Silver front under-run	●	●	●	●	—
Black rear bumper	●	●	●	—	—

EXTERIOR STYLING	Icon	Design	Excel	Dynamic	Black Edition
Gloss black rear bumper	—	—	—	●	●
Black rear under-run	—	—	—	—	●
Silver rear under-run	●	●	●	●	—
Body-coloured door mirrors	●	●	●	—	●
Gloss black door mirrors	—	—	—	●	—
Body-coloured door handles	●	●	●	●	●
Chrome insert on door handles	—	—	●	—	—
Black painted upper front grille	—	—	—	—	●
Dark grey painted upper front grille	●	●	●	●	—
Meshed upper front grille	●	●	●	●	●
LED front light guide	●	●	●	●	●
LED rear light guide	●	●	●	●	●
Body-coloured rear spoiler	●	●	●	—	●
Gloss black rear spoiler	—	—	—	●	—
Gloss black roof	—	—	—	●	—
Gloss black wheel arch moulding	—	—	—	●	●
Privacy glass	●	●	●	●	●

INTERIOR COMFORT	Icon	Design	Excel	Dynamic	Black Edition
12V power socket - Boot	●	●	●	●	●
12V power socket - Front	—	—	●	●	●
12V power socket - Front x 2	●	●	—	—	—
Dual-zone automatic air conditioning	●	●	●	●	●
Assist grips - Front	●	●	●	●	●
Assist grips - Rear	●	●	●	●	●
Automatic High Beam (AHB) on/off switch	●	●	●	●	●
Boot light	●	●	●	●	●

● = Standard ○ = Optional — = Not available

EQUIPMENT

INTERIOR COMFORT	Icon	Design	Excel	Dynamic	Black Edition
Child safety door lock	●	●	●	●	●
Clean air filter	●	●	●	●	●
Speed-detecting automatic door lock	●	●	●	●	●
Push-button start	●	●	●	●	●
Front footwell lights	●	●	●	●	●
Driver & front passenger personal lights	●	●	●	●	●
Central armrest	●	●	●	●	●
Heated driver & front passenger seats	—	—	●	●	●
Manually height-adjustable driver seat	●	●	—	—	—
Power-height-adjustable driver seat	—	—	●	●	●
Power-adjustable lumbar support on driver seat	—	—	●	●	●
Memory function on driver seat	—	—	●	—	—
Manually reclining driver seat	●	●	—	—	—
Power-reclining driver seat	—	—	●	●	●
Manually reclining front passenger seat	●	●	●	●	●
Manually sliding driver seat	●	●	—	—	—
Power-sliding driver seat	—	—	●	●	●
Manually sliding front passenger seat	●	●	●	●	●
Illuminated entry system	●	●	●	●	●
ECO-driving Indicator	●	●	●	●	●
Hybrid System Indicator	●	●	●	●	●
Electrochromatic auto-dimming rear view mirror	●	●	●	●	●
Coloured TFT information display	●	●	●	●	●
7" screen for multi-information display	●	●	●	●	●
Pollen air filter	●	●	●	●	●
Rear passenger air vents	●	●	●	●	●

INTERIOR COMFORT	Icon	Design	Excel	Dynamic	Black Edition
Toyota Easy Flat system	●	●	●	●	●
60:40 split-folding rear seats	●	●	●	●	●
Reclining rear seats	●	●	●	●	●
Dynamic guide lines on reversing camera	●	●	●	●	●
Electric Power Steering (EPS)	●	●	●	●	●
Heated steering wheel	—	—	●	—	—
Manual telescopic steering wheel	●	●	●	●	●
Manual tilt steering wheel	●	●	●	●	●
Adjustable Speed Limiter (ASL) switch on steering wheel	●	●	●	●	●
Audio switches on steering wheel	●	●	●	●	●
Adaptive Cruise Control (ACC) switch on steering wheel	●	●	●	●	●
Lane Departure Alert (LDA) switch on steering wheel	●	●	●	●	●
Multimedia switches on steering wheel	●	●	●	●	●
Telephone switches on steering wheel	●	●	●	●	●
Voice recognition switch on steering wheel	●	●	●	●	●
Light on driver sun visor	●	●	●	●	●
Light on passenger sun visor	●	●	●	●	●
Mirror on driver sun visor	●	●	●	●	●
Mirror on passenger sun visor	●	●	●	●	●
Anti-jam protection on power windows	●	●	●	●	●
Front power windows	●	●	●	●	●
Auto up & down function on power windows	●	●	●	●	●
Rear window defogger	●	●	●	●	●
Rear power windows	●	●	●	●	●
Rear window wiper	●	●	●	●	●
Front wiper de-icer	—	—	●	—	—

● = Standard ○ = Optional — = Not available

EQUIPMENT

INTERIOR STYLING	Icon	Design	Excel	Dynamic	Black Edition
Electronic parking brake	●	●	●	●	●
Black centre console	●	●	●	●	●
Blue ambient lighting on front cup holders	—	—	●	●	●
Blue ambient lighting on open tray	—	—	●	●	●
Black upper dashboard	●	●	●	●	●
Satin chrome interior door handles	●	●	●	●	●
Leather gear shift	●	●	●	●	●
Rear armrest	●	●	●	●	●
Black roof lining	—	—	—	●	●
Grey roof lining	●	●	●	—	—
3-spoke leather steering wheel	●	●	●	●	●

MULTIMEDIA	Icon	Design	Excel	Dynamic	Black Edition
Digital Audio Broadcast (DAB)+	●	●	●	●	●
JBL® Premium Sound System	—	—	○	○	●
Bluetooth® Connectivity	●	●	●	●	●
8" Multimedia screen	●	●	●	●	●
MyT Connected Services	●	●	●	●	●
Toyota Touch® 2 multimedia system	●	●	●	●	●
USB connector	●	●	●	●	●
6 speakers	●	●	●	●	—
9 speakers	—	—	○	○	●
Smartphone integration including Apple CarPlay & Android Auto™	●	●	●	●	●
Toyota Touch® 2 with Go navigation	—	●	●	●	●
Voice recognition	—	●	●	●	●

PERFORMANCE

	Icon	Design	Excel	Dynamic	Black Edition
Dual exhaust pipes	●	●	●	●	●
Drive mode selector	●	●	●	●	●

PROTECTION

	Icon	Design	Excel	Dynamic	Black Edition
Floor mats	●	●	●	●	●

SAFETY

	Icon	Design	Excel	Dynamic	Black Edition
Front passenger airbag detector	●	●	●	●	●
Supplemental Restraint System (SRS) airbags - 7 airbags	●	●	●	●	●
Passenger airbag on/off-switch	●	●	●	●	●
Glass-breaking alarm sensors	●	●	●	●	●
Immobiliser	●	●	●	●	●
Intrusion alarm	●	●	●	●	●
Motion sensor alarm	●	●	●	●	●
Tilt detection sensors	●	●	●	●	●
Blind Spot Monitor (BSM)	—	—	●	●	●
Brake Assist (BA)	●	●	●	●	●
Anti-lock Braking System (ABS) with Electronic Brake force Distribution (EBD)	●	●	●	●	●
Emergency Brake-light Signal (EBS)	●	●	●	●	●
LED high mounted stop light	●	●	●	●	●
LED rear brake lights	●	●	●	●	●
Full-range Adaptive Cruise Control	●	●	●	●	●
Indicators integrated on door mirrors	●	●	●	●	●
Driver Attention Alert	●	●	●	●	●
eCall emergency call system	●	●	●	●	●

EQUIPMENT

SAFETY	Icon	Design	Excel	Dynamic	Black Edition
Front parking sensors	—	●	●	●	—
Intelligent Front parking sensors with clearance sonar & automatic braking	—	—	—	—	●
Automatic High Beam (AHB)	●	●	●	●	●
Headlight cleaners	—	—	●	—	—
LED daytime running lights	●	●	●	●	●
Front fog lights	●	●	●	●	●
LED dual-beam projector headlights	—	—	●	●	●
LED multi-reflector headlights	●	●	—	—	—
Automatic headlight levelling	●	●	●	●	●
Driver & front passenger Whiplash Injury Lessening (WIL) seats	●	●	●	●	●
Lane Departure Alert (LDA) with steering control	●	●	●	●	●
Lane Trace Assist	●	●	●	●	●
Panoramic View Monitor (PVM)	—	—	○	○	●
Pre-Collision System with Cyclist Detection and Day & Night-time Pedestrian Detection	●	●	●	●	●
LED rear combination lights	●	●	●	●	●
Rear Cross Traffic Alert (RCTA)	—	—	●	●	—
Rear Cross Traffic Alert with Brake Assist (RCTAB)	—	—	—	—	●
Intelligent rear parking sensors with clearance sonar & automatic braking	—	—	—	—	●
Rear parking sensors	●	●	●	●	—
ISOFIX child restraint system	●	●	●	●	●
Reversing camera	●	●	●	●	●
Road Sign Assist (RSA)	●	●	●	●	●
Front seat belt reminder	●	●	●	●	●
Rear seat belt reminder	●	●	●	●	●

SAFETY	Icon	Design	Excel	Dynamic	Black Edition
Adjustable driver seat belt extender	●	●	●	●	●
Adjustable front passenger seat belt extender	●	●	●	●	●
Pre-tensioners and force limiters	●	●	●	●	●
Adjustable Speed Limiter (ASL)	●	●	●	●	●
Memory on speed limiter	●	●	●	●	●
Hill-start Assist Control (HAC)	●	●	●	●	●
Trailer Sway Control (TSC)	●	●	●	●	●
Tyre Pressure Warning System (TPWS)	●	●	●	●	●
Vehicle Stability Control (VSC)	●	●	●	●	●

TRANSPORT	Icon	Design	Excel	Dynamic	Black Edition
Dual-sided boot floor (carpet & plastic)	●	●	●	●	●
Retractable tonneau cover	●	●	●	●	●
Dual-level deckboard	●	●	●	●	●
Boot underfloor storage	—	—	●	●	●
Front bottle holders	●	●	●	●	●
Rear bottle holders	●	●	●	●	●
1.5 litre bottle holder	●	●	●	●	●
Coats hooks - 2 rear	●	●	●	●	●
Front cup holders	●	●	●	●	●
Open tray on passenger dashboard	●	●	●	●	●
Lockable glovebox	●	●	●	●	●
Rear console box	●	●	●	●	●
Rear cup holders	●	●	●	●	●
Black roof rails	●	●	●	●	●
Passenger-only seatback pocket	●	●	●	●	●
Sunglasses holder	●	●	●	●	—

● = Standard ○ = Optional — = Not available

OWNING YOUR NEW RAV4

Servicing your Toyota

Toyota Service Pricing means you will be sure to know the cost of your service up front. Expertly trained technicians using only genuine Toyota parts will carry out your service at one of over 200 Authorised Toyota Service Centres. The technicians will advise you on the correct service for your vehicle based on the vehicle's age, mileage and service history.

For more information visit toyota.co.uk/owners/servicing-and-aftercare/service-mot-maintenance

Service Plans

Inflation-proof pricing with a monthly or one-off payment plan means one less thing to worry about. With Toyota Service Plans the price you're quoted is guaranteed for the duration of your plan. The service, parts and labour are all paid for either in monthly instalments or as a one-off payment at the beginning of your plan.

For more information visit toyota.co.uk/owners/servicing-and-aftercare/service-mot-maintenance

Toyota Price Repairs

We offer transparent prices on a number of repair items for your Toyota giving you peace of mind when it comes to managing costs. Also don't forget we only use genuine Toyota parts, all of which come with at least 12 months' warranty (some even offer unlimited mileage warranties); and your vehicle will always be dealt with by a trained Toyota technician.

For more information visit toyota.co.uk/owners/parts-accessories/parts

MyT

Whether you're a long-term owner or have recently taken delivery of a new Toyota, there are lots of reasons to join **MyT**. Packed with time-saving and convenient features, **MyT** ensures everything you need to manage your vehicle ownership is in one place. You'll also gain access to **My Rewards** where you can enjoy great offers and discounts from big brands on everything from family days out to pampering as well as everyday deals.

For more information visit toyota.co.uk/mytoyota or download the **MyT** app now available on iTunes and Android.



Toyota Accessories

Toyota accessories are designed and manufactured with the same care, quality and attention to detail as Toyota vehicles. Tailor-made for your Toyota, they fit perfectly and add a personal touch of style, comfort and practicality. Also, because they've been tested under the most severe conditions, you can have complete confidence in their reliability and durability.

For more information visit toyota.co.uk/owners/parts-accessories

Toyota Roadside Assistance

When you buy a Toyota you will automatically receive 12 months' AA Roadside Assistance in the UK and Europe, free of charge. After the first year the cost of Toyota Roadside Assistance is £7 per month if paid by monthly Direct Debit, £72 per annum if paid by annual Direct Debit, and £76 per annum when paid by all other payment methods.*

For full terms and conditions please visit toyota.co.uk/owners/roadside-assistance

Toyota Relax

Up to 10 Years (100,000 miles) Toyota warranty

Every new Toyota is eligible to be covered by up to 10 years' manufacturer warranty through Toyota Relax. This is provided through an initial 3 years manufacturer warranty that can be extended with regular servicing at a Toyota dealer. 12 months warranty is included with every Toyota Service, up to 100,000 miles or 10 years, whichever comes first, giving you a chance to relax in the knowledge that you and your vehicle are in safe hands. Terms and conditions apply.

For full details, please ask your official Toyota Centre or visit toyota.co.uk/relax

Corrosion Cover

The 12-year unlimited mileage cover protects against rust perforation affecting sheet metal body panels as a result of a manufacturing fault. This warranty can also be transferred to any future owner throughout the 12-year period.

Rust and Paint Cover

The 3-year unlimited mileage cover protects against defects and surface rust as a result of a manufacturing fault.

Toyota Business Centre

Our Toyota Business Centre network promise you same-day access to a business manager or dedicated sales executive. With business offers and interactive wholelife cost modelling tools which consider emissions, fuel economy, servicing, insurance and residual value data, our advisers can accurately compare tax costs against any competitor. Whenever servicing is due, we can offer fixed-price servicing, free local vehicle collection and delivery (with wash and vac).

Special offers, fixed-price fleet servicing, specialist fleet insurance, business daily hire, Toyota Fleet Financial Services, extended test drives and a dedicated Business Centre Network are just some of the services business customers can expect from Toyota.

For more information visit toyota.co.uk/business-customers.

Toyota Motor Insurance

Toyota Motor Insurance is available for Toyota owners at competitive premiums. To obtain details of the benefits included and to arrange a quotation, please contact your local Toyota Centre or call 0800 350 500.

Flexible Finance from Toyota Financial Services

All our plans offer easy budgeting and peace of mind, and **AccessToyota** brings these benefits together in one flexible package.

Toyota Financial Services, Great Burgh, Burgh Heath, Epsom, Surrey, KT18 5UZ.

Finance subject to status to over 18s only. Indemnities may be required. Terms and conditions apply.

TFS is authorised and regulated by the Financial Conduct Authority.



Toyota
Financial Services

A white Toyota RAV4 is parked on a rooftop parking lot. The car is positioned diagonally, facing towards the bottom left. In the background, a large, multi-story building with a grid of windows and the word "STATION" in large letters is visible. To the right, a city street with cars and a bus is seen from an elevated perspective. The scene is lit with warm, golden-hour light, casting long shadows.

IF YOU CHOOSE

Model shown is Dynamic with optional panoramic roof.



CHOOSE THE NEW RAV4

*THERE IS HYBRID, AND THEN THERE IS
THE NEW TOYOTA RAV4 HYBRID.*



THE NEW RAV4. ALL SUV. ALL HYBRID. NO HALF MEASURES.

www.toyota.co.uk/rav4

While every effort is made to reproduce accurate information, we reserve the right to change specifications, equipment and availability without prior notice. This brochure cannot be regarded as infallible (some of the vehicles shown may not be to exact UK specification), and as such does not constitute an offer for sale of any particular vehicle or specification. For the latest specification and availability, we ask that you contact your local Toyota Centre. Vehicle body colours may differ slightly from the printed images in this brochure.

Quoted mpg and CO₂: Figures are provided for comparability purposes; only compare fuel consumption and CO₂ figures with other cars tested to the same technical procedures. These figures may not reflect real-life driving results. Fuel consumption and CO₂ produced varies significantly depending on a number of factors, including the accessories fitted (post-registration), driving style, conditions, speed and vehicle load.

All models and grades are certified according to the World Harmonised Light Vehicle Test Procedure (WLTP), which replaces the New European Driving Cycle test procedure (NEDC).

All CO₂ figures quoted are NEDC equivalent. This means the CO₂ figures are based on the new WLTP test procedure but calculated (using a standard European calculation method) to allow comparison with the NEDC test procedure. The NEDC equivalent figures will be used to calculate vehicle tax on first registration. All mpg figures quoted are full WLTP figures.

More information can be found by visiting: www.vehicle-certification-agency.gov.uk/fcb/wltp.asp.

The official CO₂ figures for vehicles changed as from 6 April 2020, due to a change in the official method of calculation. CO₂ figures are used in the calculation of Vehicle Excise Duty (car tax) for new cars during their first year of registration. As a result, all CO₂ figures, car tax and recommended 'on the road' prices for new vehicles are subject to change for vehicles registered after 6 April 2020. Please contact your local Toyota Centre for further information.

The use of the term 'Toyota Accessories' should not be taken to imply that the products on the accessory pages are actually manufactured by the Toyota Motor Corporation or Toyota (GB) PLC. Toyota (GB) PLC is continually updating and changing specifications of accessories and reserves the right to do so at any time without prior notice.

© 2021 by Toyota Motor Europe NV/SA ('TME'). No part of this publication may in any way be reproduced without the prior written approval of Toyota (GB) PLC.



Toyota UK



@ToyotaUK

GBNGV-1120B-RV October 2021